

ANNUAL REPORT

Of

Company Name: Clearwater Utilities Company, Inc.

20441 W. Cheyenne Rd.

Mailing Address: Buckeye AZ
85326

Docket No.: W-01752A

For the Year Ended: 12/31/18

RECEIVED
MAY 15 2019
ARIZONA CORP COMMISSION
UTILITIES DIVISION - DIRECTOR'S OFFICE

WATER UTILITY

To

Arizona Corporation Commission

Due on April 15th

Email: rdelafuente@azcc.gov, mail or deliver the completed Annual Report to:

Arizona Corporation Commission
Compliance Section - Utilities Division
1200 West Washington Street
Phoenix, Arizona 85007

Application Type: Original Filing

Application Date: 5/15/2019

5-16-19

5-17-19

ARIZONA CORPORATION COMMISSION
WATER UTILITY ANNUAL REPORT
Clearwater Utilities Company, Inc.
A Class Utility

1. For the Calendar Year Ended:

2. Address:
City: State: Zip Code:

3. Telephone Number:

4. Date of Original Organization of Utility:

5. Person to whom correspondence should be addressed concerning this report:

Name:
Telephone No. :
Address:
City: State: Zip Code:
Email:

6. On-Site Manager:

Name:
Telephone No. :
Address:
City: State: Zip Code:
Email:

7. Ownership:

8. Counties Served:

Utility Plant in Service (Water)							
Account No.	Description	Beginning Year Original Cost	Current Year Additions	Current Year Retirements	Adjusted Original Cost	Accumulated Depreciation	OCLD (OC less AD)
301	Organization	\$0	\$0	\$0	\$0	\$0	\$0
302	Franchises	0	0	0	0	0	0
303	Land and Land Rights	2,814	0	0	2,814	0	2,814
304	Structures and Improvements	59,057	0	0	59,057	22,762	36,295
305	Collecting & Improving Reservoirs	0	0	0	0	0	0
306	Lake, River, Canal Intakes	0	0	0	0	0	0
307	Wells and Springs	29,109	15,938	0	45,047	28,434	16,613
308	Infiltration Galleries	0	0	0	0	0	0
309	Supply Mains	0	0	0	0	0	0
310	Power Generation Equipment	0	0	0	0	0	0
311	Pumping Equipment	110,303	0	15,938	94,365	65,764	28,601
320	Water Treatment Equipment	0	0	0	0	0	0
320.1	Water Treatment Plants	0	0	0	0	0	0
320.2	Solution Chemical Feeders	0	0	0	0	0	0
320.3	Point-of-Use Treatment Devices	0	0	0	0	0	0
330	Distribution Reservoirs and Standpipes	0	0	0	0	0	0
330.1	Storage Tanks	327,418	0	0	327,418	133,984	193,434
330.2	Pressure Tanks	0	0	0	0	0	0
331	Transmission and Distribution Mains	60,246	8,036	0	68,282	11,910	56,372
333	Services	64,609	2,759	0	67,368	18,778	48,590
334	Meters and Meter Installations	365,091	26,905	4,799	387,197	234,304	152,893
335	Hydrants	5,124	0	0	5,124	960	4,164
336	Backflow Prevention Devices	0	0	0	0	0	0
339	Other Plant and Misc. Equipment	0	0	0	0	0	0
340	Office Furniture and Equipment	39,860	6,644	0	46,504	58,437	(11,933)
340.1	Computer & Software	17,591	1,075	5,846	12,820	10,707	2,113
341	Transportation Equipment	64,005	0	31,048	32,957	32,957	0
342	Stores Equipment	0	0	0	0	0	0
343	Tools, Shop and Garage Equipment	9,775	0	0	9,775	1,586	8,189
344	Laboratory Equipment	0	0	0	0	0	0
345	Power Operated Equipment	20,808	0	0	20,808	9,354	11,454
346	Communication Equipment	0	0	0	0	0	0
347	Miscellaneous Equipment	0	0	0	0	0	0
348	Other Tangible Plant	896	0	0	896	42	854
	Totals	\$1,176,708	\$61,357	\$57,631	\$1,180,434	\$629,979	\$550,455

Instructions: Fill out the Grey Cells with the relevant information. Input 0 or none if there is nothing recorded in that account or there is no applicable information to report.

Clearwater Utilities Company, Inc.
Annual Report
Depreciation Expense for the Current Year (Water)
12/31/18

Depreciation Expense for the Current Year (Water)								
Account No.	Description	Beginning Year Original Cost	Current Year Additions	Current Year Retirements	Adjusted Original Cost	Fully Depreciated/Non-depreciable Plant	Depreciation Percentages	Depreciation Expense
301	Organization	\$0	\$0	\$0	\$0	\$0	0.00%	\$0
302	Franchises	0	0	0	0	0	0.00%	0
303	Land and Land Rights	2,814	0	0	2,814	2,814	0.00%	0
304	Structures and Improvements	59,057	0	0	59,057	10,687	3.33%	1,611
305	Collecting & Improving Reservoirs	0	0	0	0	0	2.50%	0
306	Lake, River, Canal Intakes	0	0	0	0	0	2.50%	0
307	Wells and Springs	29,109	15,938	0	45,047	0	3.33%	1,235
308	Infiltration Galleries	0	0	0	0	0	6.67%	0
309	Supply Mains	0	0	0	0	0	2.00%	0
310	Power Generation Equipment	0	0	0	0	0	5.00%	0
311	Pumping Equipment	110,303	0	15,938	94,365	37,907	12.50%	8,053
320	Water Treatment Equipment	0	0	0	0	0	0.00%	0
320.1	Water Treatment Plants	0	0	0	0	0	3.33%	0
320.2	Solution Chemical Feeders	0	0	0	0	0	20.00%	0
320.3	Point-of-Use Treatment Devices	0	0	0	0	0	10.00%	0
330	Distribution Reservoirs and Standpipes	0	0	0	0	0	2.22%	0
330.1	Storage Tanks	327,418	0	0	327,418	69,039	2.22%	5,736
330.2	Pressure Tanks	0	0	0	0	0	5.00%	0
331	Transmission and Distribution Mains	60,246	8,036	0	68,282	0	2.00%	1,285
333	Services	64,609	2,759	0	67,368	0	3.33%	2,197
334	Meters and Meter Installations	365,091	26,905	4,799	387,197	186,027	8.33%	15,837
335	Hydrants	5,124	0	0	5,124	0	2.00%	102
336	Backflow Prevention Devices	0	0	0	0	0	6.67%	0
339	Other Plant and Misc. Equipment	0	0	0	0	0	6.67%	0
340	Office Furniture and Equipment	39,860	6,644	0	46,504	36,402	6.67%	452
340.1	Computer & Software	17,591	1,075	5,846	12,820	9,583	20.00%	1,124
341	Transportation Equipment	64,005	0	31,048	32,957	32,957	20.00%	3,105
342	Stores Equipment	0	0	0	0	0	4.00%	0
343	Tools, Shop and Garage Equipment	9,775	0	0	9,775	0	5.00%	489
344	Laboratory Equipment	0	0	0	0	0	10.00%	0
345	Power Operated Equipment	20,808	0	0	20,808	8,751	5.00%	603
346	Communication Equipment	0	0	0	0	0	10.00%	0
347	Miscellaneous Equipment	0	0	0	0	0	10.00%	0
348	Other Tangible Plant	896	0	0	896	896	12.50%	0
	Subtotal	\$1,176,708	\$61,357	\$57,631	\$1,180,434	\$395,063		\$41,830

Contribution(s) in Aid of Construction (Gross)	\$53,000
Less: Non Amortizable Contribution(s)	36,083
Fully Amortized Contribution(s)	0
Amortizable Contribution(s)	<u>\$16,917</u>
Times: Proposed Amortization Rate	5.33%
Amortization of CIAC	\$901

Less: Amortization of CIAC

DEPRECIATION EXPENSE

Instructions: Fill out the Grey Cells with the relevant information. Input 0 or none if there is nothing recorded in that account or there is no applicable information to report.

Clearwater Utilities Company, Inc.
 Annual Report
 Balance Sheet Assets
 12/31/18

Balance Sheet Assets				
	Assets		Balance at Beginning of Year (2018)	Balance at End of Year (2018)
Account No.	Current and Accrued Assets			
131	Cash		\$124,810	\$113,563
134	Working Funds		0	0
135	Temporary Cash Investments		0	0
141	Customer Accounts Receivable		30,353	32,438
146	Notes Receivable from Associated Companies		0	0
151	Plant Material and Supplies		0	0
162	Prepayments		2,894	10,366
174	Miscellaneous Current and Accrued Assets		4,943	3,942
	Total Current and Accrued Assets		\$163,000	\$160,309
Account No.	Fixed Assets			
101	Utility Plant in Service*		\$1,176,707	\$1,180,434
103	Property Held for Future Use		0	0
105	Construction Work in Progress		0	0
108	Accumulated Depreciation (enter as negative)*		(754,057)	(629,979)
121	Non-Utility Property		0	0
122	Accumulated Depreciation - Non Utility		0	0
	Total Fixed Assets		\$422,650	\$550,455
	Total Assets		\$585,650	\$710,764

Instructions: Fill out the Grey Cells with the relevant information. Input 0 or none if there is nothing recorded in that account or there is no applicable information to report.

*Note these items feed automatically from AR3 UPIS Page 3

Clearwater Utilities Company, Inc.
Annual Report
Balance Sheet Liabilities and Owners Equity

Balance Sheet Liabilities and Owners Equity				
	Liabilities		Balance at Beginning of Year (2018)	Balance at End of Year (2018)
Account No.	Current Liabilities			
231	Accounts Payable		\$13,182	\$9,914
232	Notes Payable (Current Portion)		7,200	0
234	Notes Payable to Associated Companies		0	0
235	Customer Deposits		78,332	83,956
236	Accrued Taxes		0	0
237	Accrued Interest		0	0
242	Miscellaneous Current and Accrued Liabilities		2,382	1,377
	Total Current Liabilities		\$101,096	\$95,247
	Long Term Debt			
224	Long Term Debt (Notes and Bonds)		\$7,733	\$0
	Deferred Credits			
251	Unamortized Premium on Debt		\$0	\$0
252	Advances in Aid of Construction		74,477	93,327
255	Accumulated Deferred Investment Tax Credits		0	0
271	Contributions in Aid of Construction		53,000	53,000
272	Less: Amortization of Contributions		(17,272)	(18,173)
281	Accumulated Deferred Income Tax		45,595	49,476
	Total Deferred Credits		\$155,800	\$177,630
	Total Liabilities		\$264,629	\$272,877
	Capital Accounts			
201	Common Stock Issued		\$15,000	\$15,000
211	Other Paid-In Capital		190,521	190,521
215	Retained Earnings		115,500	232,367
218	Proprietary Capital (Sole Props and Partnerships)		0	0
	Total Capital		\$321,021	\$437,888
	Total Liabilities and Capital		\$585,650	\$710,764

Instructions: Fill out the Grey Cells with the relevant information. Input 0 or none if there is nothing recorded in that account or there is no applicable information to report.

Note: Total liabilities and Capital must match total assets for the beginning and end of the year!

Clearwater Utilities Company, Inc.
Annual Report
Water Comparative Income Statement
12/31/18

Water Comparative Income Statement			
Account No.	Calendar Year	Current Year 01/01/2018 - 12/31/2018	Last Year 01/01/2017 - 12/31/2017
	Operating Revenue		
461	Metered Water Revenue	\$467,656	\$466,919
460	Unmetered Water Revenue	0	0
462	Fire Protection Revenue	0	0
469	Guaranteed Revenues (Surcharges)	0	0
471	Miscellaneous Service Revenues	0	0
474	Other Water Revenue	107,620	124,819
	Total Revenues	\$575,276	\$591,738
	Operating Expenses		
601	Salaries and Wages	\$243,998	\$247,810
604	Employee Pensions and Benefits	0	0
610	Purchased Water	19,838	12,406
615	Purchased Power	39,706	42,437
618	Chemicals	0	0
620	Materials and Supplies	0	0
620.1	Repairs and Maintenance	13,731	12,801
620.2	Office Supplies and Expense	29,834	29,964
630	Contractual Services	0	0
631	Contractual Services - Engineering	0	22,485
632	Contractual Services - Accounting	8,369	0
633	Contractual Services - Legal	0	0
634	Contractual Services - Management Fees	0	0
635	Contractual Services - Water Testing	3,026	8,021
636	Contractual Services - Other	0	0
640	Rents	0	0
641	Rental of Building/Real Property	23,400	23,400
642	Rental of Equipment	0	0
650	Transportation Expenses	18,799	9,893
657	Insurance - General Liability	10,702	14,564
657.1	Insurance - Health and Life	19,420	26,154
665	Regulatory Commission Expense - Rate	1,227	1,464
670	Bad Debt Expense	(1,226)	(201)
675	Miscellaneous Expense	42,717	13,131
403	Depreciation Expense (From Schedule AR4)	40,929	44,698
408	Taxes Other Than Income	17,105	13,590
408.11	Property Taxes	25,525	26,707
409	Income Taxes	4,640	7,806
427.1	Customer Security Deposit Interest	0	0
	Total Operating Expenses	\$561,740	\$557,130
	Operating Income / (Loss)	\$13,536	\$34,608
	Other Income / (Expense)		
419	Interest and Dividend Income	\$0	\$8
421	Non-Utility Income	23	0
426	Miscellaneous Non-Utility (Expense)	0	(381)
427	Interest (Expense)	(129)	(1,056)
	Total Other Income / (Expense)	(\$106)	(\$1,429)
	Net Income / (Loss)	\$13,430	\$33,179

Instructions: Fill out the Grey Cells with the relevant information. Input 0 or none if there is nothing recorded in that account or there is no applicable information to report.

Clearwater Utilities Company, Inc.
 Annual Report
 Full time equivalent employees
 12/31/18

Full time equivalent employees

	Direct Company	Outside service	Total
President	1.0	0.0	1.0
Vice-president	0.0	0.0	0.0
Manager	0.0	0.0	0.0
Engineering Staff	0.0	0.0	0.0
System Operator(s)	2.0	0.0	2.0
Meter reader	0.0	0.0	0.0
Customer Service	2.0	0.0	2.0
Accounting	0.0	1.0	1.0
Business Office	0.0	0.0	0.0
Rates Department	0.0	0.0	0.0
Administrative Staff	0.0	0.0	0.0
Other	0.0	0.0	0.0
Total	5.0	1.0	6.0

Instructions: Fill out the Grey Cells with the relevant information. Input 0 or none if there is nothing recorded in that account or there is no applicable information to report. A full-time employee is based on 2080 total hours per year. Please calculate partial employees using 2080 hours.

Clearwater Utilities Company, Inc.
 Annual Report
 Supplemental Financial Data (Long-Term Debt)
 12/31/18

Supplemental Financial Data (Long-Term Debt)				
	Loan #1	Loan #2	Loan #3	Loan #4
Date Issued	1/0/1900	1/0/1900	1/1/1900	1/2/1900
Source of Loan	0	0	0	0
ACC Decision No.	0	0	0	0
Reason for Loan	0	0	0	0
Dollar Amt. Issued	\$0	\$0	\$0	\$0
Amount Outstanding	\$0	\$0	\$0	\$0
Date of Maturity	1/0/1900	1/0/1900	1/1/1900	1/2/1900
Interest Rate	0.00%	0.00%	100.00%	200.00%
Current Year Interest	\$0	\$0	\$0	\$0
Current Year Principal	\$0	\$0	\$0	\$0

Meter Deposit Balance at Test Year End:	\$93,327
-----------------------------------------	----------

Meter Deposits Refunded During the Test Year:	\$6,821
-----------------------------------------------	---------

List all bonds, notes, loans, and other types of indebtedness in which the proceeds were used in the provision of public utility service. Indebtedness incurred for personal uses by the owner of the utility should not be listed. Input 0 or none if there is nothing to report for that cell.

Well and Water Usage

Name of the System: CLEARWATER UTILITIES CO. INC.									
ADEQ Public Water System Number: AZ0407019									
ADWR PCC Number: 91-000188.0000									
Well registry 55# (55-XXXXXX):	Pump Horsepower	Pump Yield (gpm)	Casing Depth (feet)	Casing Diameter (inches)	Pump Motor Type **	Year Drilled	Meter Size (inches)	How measured:	Active
55-611624	10	405	370	8	submersible	1971	4	Metered	Yes
55-611625	10	135	400	10	submersible	1961	4	Metered	Yes
55-512731	10	0	300	8	0	1985	0	Metered	No
0	0	0	0	0	0	0	0	Estimated	No
0	0	0	0	0	0	0	0	Estimated	No
0	0	0	0	0	0	0	0	Estimated	No
0	0	0	0	0	0	0	0	Estimated	No
0	0	0	0	0	0	0	0	Estimated	No
0	0	0	0	0	0	0	0	Estimated	No
0	0	0	0	0	0	0	0	Estimated	No
0	0	0	0	0	0	0	0	Estimated	No
0	0	0	0	0	0	0	0	Estimated	No
0	0	0	0	0	0	0	0	Estimated	No
0	0	0	0	0	0	0	0	Estimated	No
0	0	0	0	0	0	0	0	Estimated	No
0	0	0	0	0	0	0	0	Estimated	No
0	0	0	0	0	0	0	0	Estimated	No
0	0	0	0	0	0	0	0	Estimated	No
0	0	0	0	0	0	0	0	Estimated	No
0	0	0	0	0	0	0	0	Estimated	No

Name of system water delivered to: CLEARWATER UTILITIES CO. INC.	
ADWR PCC Number:	91-000188.0000
Source of water delivered to another system	Ground Water
Name of system water received from: NA	
ADWR PCC Number:	#N/A
Source of water received	Ground Water
Well registry 55# (55-XXXXXX):	0

Month	Water withdrawn (acre ft) ¹	Water sold (acre ft) ²	Water delivered (sold) to other systems (acre ft) ³	Water received (purchased) from other systems (acre ft) ⁴	Estimated authorized use (acre ft) ⁵	Purchased Power Expense ⁶	Purchased Power (kWh) ⁷
January	28	28	0	0	0	\$2,568	20,653
February	34	32	0	0	0	2,594	20,206
March	29	28	0	0	0	2,666	20,855
April	41	40	0	0	0	3,241	27,119
May	58	55	0	0	0	3,710	32,000
June	58	52	0	0	1	4,371	39,906
July	53	49	0	0	0	4,353	41,436
August	58	50	0	0	3	3,908	35,631
September	42	41	0	0	0	4,020	37,449
October	33	29	0	0	1	2,923	24,542
November	38	34	0	0	1	3,024	26,280
December	26	23	0	0	1	2,327	18,544
Totals	500	462	0	0	7	\$39,706	344,621

If applicable, in the space below please provide a description for all un-metered water use along with amounts:
 FIRE USAGE REPORTED TO US MONTHLY AND USAGE FOR VALVES AND FLUSING LINES

Instructions: Fill out the Grey Cells with the relevant information. Input 0 or none if there is nothing recorded in that account or there is no applicable information to report.

- 1 Water withdrawn - Total acre feet of water withdrawn from pumped sources.
- 2 Water sold - Total acre feet from customer meters, and other sales such as construction water.
- 3 Water delivered (sold) to other systems - Total acre feet of water delivered to other systems.
- 4 Water received (purchased) from other systems - Total acre feet of water purchased/received from other systems.
- 5 Estimated authorized use - Total estimated acre feet from authorized metered or unmetered use. Authorized uses such as flushing (mains, services and hydrants) draining/cleaning tanks, process, construction, fire fighting, etc. Non-authorized use (real losses) are service line breaks and leaks, water main breaks, meter inaccuracies and theft.
- 6 Enter the total purchased power costs for the power meters associated with this system.
- 7 Enter the total purchased kWh used by the power meters associated with this system.

Water Utility Plant Description		
Name of the System:	CLEARWATER UTILITIES CO. INC.	
ADEQ Public Water System Number:	AZ0407019	
ADWR PCC Number:	91-000188.0000	

MAINS		
Sizes (inches)	Material	Length (feet)
6.00	AC/PVC	125,400
8.00	AC/PVC	35,112
6.00	AC/PVC	15,840
8.00	AC/PVC	132,000
NA	NA	0
NA	NA	0
NA	NA	0
NA	NA	0
NA	NA	0
NA	NA	0
NA	NA	0
NA	NA	0
NA	NA	0
NA	NA	0
NA	NA	0

CUSTOMER METERS	
Size (inches)	Quantity
1	901
2	1
3	0
4	3
NA	0
NA	0
NA	0
NA	0
NA	0
NA	0
NA	0
NA	0
NA	0
NA	0
NA	0
NA	0
NA	0
NA	0
NA	0
NA	0

SERVICE LINES	
Material	Percent of system
Black poly	50%
Copper	50%
NA	0%
NA	0%
NA	0%

BOOSTER PUMPS		
Horsepower	GPM	Quantity
30	550	3
25	400	2
15	275	2
0	0	0

FIRE HYDRANTS	
Type	Quantity
Standard *	23
Other	0

STORAGE TANKS		
Capacity (gallons)	Material	Quantity
250K	STEEL	2
100K	STEEL	2
100K	STEEL	2
0	0	0
0	0	0
0	0	0

PRESSURE/BLADDER TANKS		
Capacity (gallons)	Material	Quantity
15K	STEEL	1
10K	STEEL	3
0	0	0
0	0	0
0	0	0
0	0	0

Instructions: Fill out the Grey Cells with the relevant information. Input 0 or none if there is nothing recorded in that account or there is no applicable information to report. Copy and paste this sheet as many times as is necessary.

* A standard fire hydrant has two 2.5 inch hose connection nozzles with 7.5 threads per inch, and one 4.5 inch pumper connection nozzle with 4 threads per inch.

Water Utility Plant Description (Continued)

For the following three items, list the utility owned assets in each category for each system.

TREATMENT EQUIPMENT:	N/A
-----------------------------	-----

STRUCTURES:	METER SHOP
--------------------	------------

OTHER:	2000 ft of 6ft. Fence with razor ribbon
---------------	-----------------------------------------

Instructions: Fill out the Grey Cells with the relevant information. Input 0 or none if there is nothing recorded in that account or there is no applicable information to report. Copy and paste this sheet as many times as is necessary.

Customer and Other Information	
Name of the System:	CLEARWATER UTILITIES CO. INC.
ADEQ Public Water System Number:	AZ0407019
ADWR PCC Number:	91-000188.0000

Month	Number of Customers				
	Single-Family	Multi-Family	Commercial	Turf/Irrigation	Other Non-Residential
January	868	0	3	0	2
February	869	0	3	0	2
March	879	0	3	0	2
April	879	0	3	0	2
May	880	0	3	0	2
June	883	0	3	0	2
July	888	0	3	0	2
August	889	0	3	0	2
September	890	0	3	0	2
October	892	0	3	0	2
November	900	0	3	0	2
December	900	0	3	0	2

If the system has fire hydrants, what is the fire flow requirements? GPM for hrs.

Does the system have chlorination treatment?

Does the Company have an ADWR Gallons Per Capita Per Day (GCPCPD) requirement?
 If yes, provide the GCPCPD amount:

Is the Water Utility located in an ADWR Active Management Area (AMA)?
 If yes, which AMA?

Instructions: Fill out the Grey Cells with the relevant information. Input 0 or none if there is nothing recorded in that account or there is no applicable information to report. Copy and paste this sheet as many times as is necessary.

Property Taxes

Amount of actual property taxes paid during Calendar Year 2018 was

\$25,525

If no property taxes paid, explain why.

N/A

Instructions: Fill out the Grey Cells with the relevant information. Input 0 or none if there is nothing recorded in that account or there is no applicable information to report.

Verification and Sworn Statement (Residential Revenue)

Verification:

State of Arizona I, the undersigned of the
(state name)

County of (county name): Maricopa
Name (owner or official) title: JJ GUERIN
Company name: Clearwater Utilities Company, Inc.

RECEIVED

MAY 17 2019

ARIZONA CORP COMMISSION
UTILITIES DIVISION - DIRECTOR'S OFFICE

DO SAY THAT THIS ANNUAL UTILITY PROPERTY TAX AND SALES TAX REPORT TO THE ARIZONA CORPORATION COMMISSION.

FOR THE YEAR ENDING: 12/31/18

HAS BEEN PREPARED UNDER MY DIRECTION, FROM THE ORIGINAL BOOKS, PAPERS AND RECORDS OF SAID UTILITY; THAT I HAVE CAREFULLY EXAMINED THE SAME, AND DECLARE THE SAME TO BE A COMPLETE AND CORRECT STATEMENT OF BUSINESS AND AFFAIRS OF SAID UTILITY FOR THE PERIOD COVERED BY THIS REPORT IN RESPECT TO EACH AND EVERY MATTER AND THING SET FORTH, TO THE BEST OF MY KNOWLEDGE, INFORMATION AND BELIEF.

Sworn Statement: IN ACCORDANCE WITH THE REQUIREMENTS OF TITLE 40, ARTICLE 8, SECTION 40-401, ARIZONA REVISED STATUTES, IT IS HEREIN REPORTED THAT THE GROSS OPERATING REVENUE OF SAID UTILITY DERIVED FROM ARIZONA INTRASTATE UTILITY OPERATIONS RECEIVED FROM RESIDENTIAL CUSTOMERS DURING THE CALENDAR YEAR WAS:

Arizona Intrastate Gross Operating Revenues Only (\$)

\$598,125

(The amount in the box above includes

\$22,849 in sales taxes
billed or collected)

JJ Guerin
Signature of owner/official

623-386-4096
telephone no.

SUBSCRIBED AND SWORN TO BEFORE ME A NOTARY PUBLIC
IN AND FOR THE COUNTY

Maricopa
(county name)

THIS

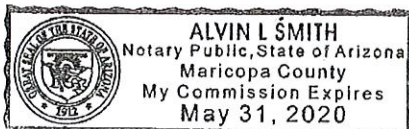
15th

DAY OF

May, 2019
(month) and (year)

MY COMMISSION EXPIRES

May 31, 2020
(date)



Alvin L Smith
(signature of notary public)

Verification and Sworn Statement

Verification:

State of Arizona I, the undersigned of the
(state name)
County of (county name): Maricopa
Name (owner or official) title: JJ GUERIN
Company name: Clearwater Utilities Company, Inc.

RECEIVED
MAY 17 2019
ARIZONA CORP COMMISSION
UTILITIES DIVISION - DIRECTOR'S OFFICE

DO SAY THAT THIS ANNUAL UTILITY PROPERTY TAX AND SALES TAX REPORT TO THE ARIZONA CORPORATION COMMISSION.

FOR THE YEAR ENDING: 12/31/18

HAS BEEN PREPARED UNDER MY DIRECTION, FROM THE ORIGINAL BOOKS, PAPERS AND RECORDS OF SAID UTILITY; THAT I HAVE CAREFULLY EXAMINED THE SAME, AND DECLARE THE SAME TO BE A COMPLETE AND CORRECT STATEMENT OF BUSINESS AND AFFAIRS OF SAID UTILITY FOR THE PERIOD COVERED BY THIS REPORT IN RESPECT TO EACH AND EVERY MATTER AND THING SET FORTH, TO THE BEST OF MY KNOWLEDGE, INFORMATION AND BELIEF.

Sworn Statement: IN ACCORDANCE WITH THE REQUIREMENTS OF TITLE 40, ARTICLE 8, SECTION 40-401, ARIZONA REVISED STATUTES, IT IS HEREIN REPORTED THAT THE GROSS OPERATING REVENUE OF SAID UTILITY DERIVED FROM ARIZONA INTRASTATE UTILITY OPERATIONS DURING THE CALENDAR YEAR WAS:

Arizona Intrastate Gross Operating Revenues Only (\$)

\$598,125

(The amount in the box above includes

\$22,849 in sales taxes
billed or collected)

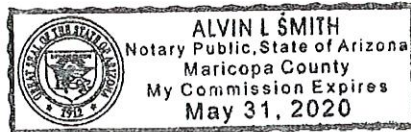
JJ Guerin
Signature of owner/official

623-386-4096
telephone no.

SUBSCRIBED AND SWORN TO BEFORE ME A NOTARY PUBLIC
IN AND FOR THE COUNTY

THIS 15th DAY OF Maricopa
(county name) May, 2019
(month) and (year)

MY COMMISSION EXPIRES May 31, 2020
(date)



Alvin L Smith
(signature of notary public)

Verification and Sworn Statement (Taxes)

RECEIVED

Verification: State of Arizona I, the undersigned of the
(state name)

County of (county name): Maricopa
Name (owner or official) title: JJ GUERIN
Company name: Clearwater Utilities Company, Inc.

MAY 17 2019
ARIZONA CORP COMMISSION
UTILITIES DIVISION - DIRECTOR'S OFFICE

DO SAY THAT THIS ANNUAL UTILITY PROPERTY TAX AND SALES TAX REPORT TO THE ARIZONA CORPORATION COMMISSION.

FOR THE YEAR ENDING: 12/31/18

HAS BEEN PREPARED UNDER MY DIRECTION, FROM THE ORIGINAL BOOKS, PAPERS AND RECORDS OF SAID UTILITY; THAT I HAVE CAREFULLY EXAMINED THE SAME, AND DECLARE THE SAME TO BE A COMPLETE AND CORRECT STATEMENT OF BUSINESS AND AFFAIRS OF SAID UTILITY FOR THE PERIOD COVERED BY THIS REPORT IN RESPECT TO EACH AND EVERY MATTER AND THING SET FORTH, TO THE BEST OF MY KNOWLEDGE, INFORMATION AND BELIEF.

Sworn Statement: I HEREBY ATTEST THAT ALL PROPERTY TAXES FOR SAID COMPANY ARE CURRENT AND PAID IN FULL.

I HEREBY ATTEST THAT ALL SALES TAXES FOR SAID COMPANY ARE CURRENT AND PAID IN FULL.

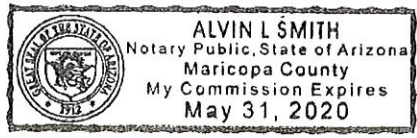
JJ Guerin
Signature of owner/official

623-386-4096
telephone no.

SUBSCRIBED AND SWORN TO BEFORE ME A NOTARY PUBLIC
IN AND FOR THE COUNTY

THIS 15th DAY OF Maricopa
May, 2019
(month) and (year)

MY COMMISSION EXPIRES May 31, 2020
(date)



Alvin L. Smith
(signature of notary public)

Company	Clearwater Utilities Company, Inc.	
Docket No.:	W-01752A	
Name of the System:	CLEARWATER UTILITIES CO. INC	
ADEQ Public Water System Number	AZ0407019	
ADWR PCC Number	91-000188.0000	

2018 Utility Shutoffs / Disconnects			
Month	Termination without Notice R14-2-410.B	Termination with Notice R14-2-410.C	Other
January	0	8	2
February	0	5	0
March	0	17	0
April	0	15	0
May	0	4	1
June	0	7	0
July	0	17	0
August	0	2	1
September	0	8	0
October	0	13	2
November	0	15	2
December	0	25	0
Total	0	136	8

Other (description): N/A

Instructions: Fill out the Grey Cells with the relevant information. Input 0 or none if there is nothing recorded in that account or there is no applicable information to report.