

RECEIVED
UTILITIES DIVISION
UNRECEIVED
2021 APR 30 4:48 PM
ARIZONA CORPORATION COMMISSION

ANNUAL REPORT

OF

Company Name:

Coldwater Canyon Water Company

PO Box 637

Mailing Address:

Black Canyon City AZ

85324

Docket No.:

W-01559A

For the Year Ended:

12/31/20

WATER UTILITY

To

Arizona Corporation Commission

Due on April 15th

Email: Util-Compliance@azcc.gov, mail or deliver the completed Annual Report to:

Arizona Corporation Commission

Compliance Section - Utilities Division

1200 West Washington Street

Phoenix, Arizona 85007

Application Type:

Original Filing

Application Date:

4/26/2021

ARIZONA CORPORATION COMMISSION
WATER UTILITY ANNUAL REPORT
Coldwater Canyon Water Company
A Class Utility

For the Calendar Year Ended: 12/31/20

Primary Address:

P.O. Box 637			
City:	Black Canyon City	State:	Arizona
		Zip Code:	85324

Telephone Number:

928-374-3984

Date of Original Organization of Utility:

1958

Person to whom correspondence should be addressed concerning this report:

Name:

Roger Wagner

Telephone No. :

928-374-3984

Address:

P.O. Box 637			
City:	Black Canyon City	State:	Arizona
		Zip Code:	85324

Email:

No email

[Redacted]			
Name:	[Redacted]	[Redacted]	[Redacted]
Telephone No. :	[Redacted]	[Redacted]	[Redacted]
Address:	[Redacted]		
City:	[Redacted]	State:	[Redacted]
		Zip Code:	[Redacted]
Email:	[Redacted]		

[Redacted]			
Name:	[Redacted]	[Redacted]	[Redacted]
Telephone No. :	[Redacted]	[Redacted]	[Redacted]
Address:	[Redacted]		
City:	[Redacted]	State:	[Redacted]
		Zip Code:	[Redacted]
Email:	[Redacted]		

[Redacted]			
Name:	[Redacted]	[Redacted]	[Redacted]
Telephone No. :	[Redacted]	[Redacted]	[Redacted]
Address:	[Redacted]		
City:	[Redacted]	State:	[Redacted]
		Zip Code:	[Redacted]
Email:	[Redacted]		

[Redacted]			
Name:	[Redacted]	[Redacted]	[Redacted]
Telephone No. :	[Redacted]	[Redacted]	[Redacted]
Address:	[Redacted]		
City:	[Redacted]	State:	[Redacted]
		Zip Code:	[Redacted]
Email:	[Redacted]		

Ownership:

[Redacted]

Counties Served:

[Redacted]

Important changes during the year

	For those companies not subject to the affiliated interest rules, has there been a change in ownership or direct control during the year?
	If yes, please provide specific details in the box below.
	No

	Has the company been notified by any other regulatory authorities during the year, that they are out of compliance?
	If yes, please provide specific details in the box below.
	No

Utility Plant in Service (Water)							
Account	Description	Beginning Year	Current Year	Current Year	Adjusted Original	Accumulated	OCLD (OC less
301	Organization	\$456			\$456		\$456
302	Franchises	94			94		94
303	Land and Land Rights	49,450			49,450		49,450
304	Structures and Improvements	13,408			13,408	10,695	2,713
305	Collecting & Improving Reservoirs				0		0
306	Lake, River, Canal Intakes				0		0
307	Wells and Springs	61,162			61,162	56,884	4,278
308	Infiltration Galleries				0		0
309	Supply Mains				0		0
310	Power Generation Equipment				0		0
311	Pumping Equipment	116,034	7,008		123,042	123,042	0
320	Water Treatment Equipment				0		0
320.1	Water Treatment Plants				0		0
320.2	Solution Chemical Feeders				0		0
320.3	Point-of-Use Treatment Devices				0		0
330	Distribution Reservoirs and Standpipes				0		0
330.1	Storage Tanks				0		0
330.2	Pressure Tanks	26,290			26,290	22,370	3,920
331	Transmission and Distribution Mains	73,355			73,355	73,355	0
333	Services				0		0
334	Meters and Meter Installations	70,018			70,018	70,018	0
335	Hydrants				0		0
336	Backflow Prevention Devices				0		0
339	Other Plant and Misc. Equipment				0		0
340	Office Furniture and Equipment				0		0
340.1	Computer & Software				0		0
341	Transportation Equipment	17,991			17,991	17,991	0
342	Stores Equipment				0		0
343	Tools, Shop and Garage Equipment				0		0
344	Laboratory Equipment				0		0
345	Power Operated Equipment				0		0
346	Communication Equipment				0		0
347	Miscellaneous Equipment	159,987			159,987	154,878	5,109
348	Other Tangible Plant				0		0
	Totals	\$588,245	\$7,008	\$0	\$595,253	\$529,233	\$66,020

Instructions: Fill out the Grey Cells with the relevant information. Input 0 or none if there is nothing recorded in that account or there is no applicable information to report.

Note: Due to differences in useful lives and associated depreciation rates, accounts 320 and 330 should not be used, instead the more detailed sub-accounts should be used. Contact Staff for any necessary assistance.

Coldwater Canyon Water Company
 Annual Report
 Depreciation Expense for the Current Year (Water)
 12/31/20

Depreciation Expense for the Current Year (Water)									
Account No.	Description	Beginning	Current Year	Current Year	Adjusted	Fully	Depreciable	Depreciation	Depreciation
301	Organization	\$456	\$0	\$0	\$456		\$456		\$0
302	Franchises	94	0	0	94		94		0
303	Land and Land Rights	49,450	0	0	49,450		49,450		0
304	Structures and Improvements	13,408	0	0	13,408		13,408		0
305	Collecting & Improving Reservoirs	0	0	0	0		0		0
306	Lake, River, Canal Intakes	0	0	0	0		0		0
307	Wells and Springs	61,162	0	0	61,162		61,162		0
308	Infiltration Galleries	0	0	0	0		0		0
309	Supply Mains	0	0	0	0		0		0
310	Power Generation Equipment	0	0	0	0		0		0
311	Pumping Equipment	116,034	7,008	0	123,042		123,042		7,008
320	Water Treatment Equipment	0	0	0	0		0		0
320.1	Water Treatment Plants	0	0	0	0		0		0
320.2	Solution Chemical Feeders	0	0	0	0		0		0
320.3	Point-of-Use Treatment Devices	0	0	0	0		0		0
330	Distribution Reservoirs and Standpipes	0	0	0	0		0		0
330.1	Storage Tanks	0	0	0	0		0		0
330.2	Pressure Tanks	26,290	0	0	26,290		26,290		0
331	Transmission and Distribution Mains	73,355	0	0	73,355		73,355		0
333	Services	0	0	0	0		0		0
334	Meters and Meter Installations	70,018	0	0	70,018		70,018		0
335	Hydrants	0	0	0	0		0		0
336	Backflow Prevention Devices	0	0	0	0		0		0
339	Other Plant and Misc. Equipment	0	0	0	0		0		0
340	Office Furniture and Equipment	0	0	0	0		0		0
340.1	Computer & Software	0	0	0	0		0		0
341	Transportation Equipment	17,991	0	0	17,991		17,991		0
342	Stores Equipment	0	0	0	0		0		0
343	Tools, Shop and Garage Equipment	0	0	0	0		0		0
344	Laboratory Equipment	0	0	0	0		0		0
345	Power Operated Equipment	0	0	0	0		0		0
346	Communication Equipment	0	0	0	0		0		0
347	Miscellaneous Equipment	159,987	0	0	159,987		159,987		0
348	Other Tangible Plant	0	0	0	0		0		0
	Subtotal	\$588,245	\$7,008	\$0	\$595,253	\$0	\$595,253		\$7,008

Contribution(s) in Aid of Construction (Gross)

Less: Non Amortizable Contribution(s)

Fully Amortized Contribution(s)

Amortizable Contribution(s)

Times: Proposed Amortization Rate

Amortization of CIAC

\$0
 1.18%
 \$0

Less: Amortization of CIAC

DEPRECIATION EXPENSE

Coldwater Canyon Water Company
 Annual Report
 Balance Sheet Assets
 12/31/20

Balance Sheet Assets				
		Assets	Balance at	Balance at End of
Account No.	Current and Accrued Assets			
131	Cash		\$7,747	\$14,507
134	Working Funds			
135	Temporary Cash Investments			
141	Customer Accounts Receivable			
146	Notes Receivable from Associated Companies			
151	Plant Material and Supplies			
162	Prepayments			
174	Miscellaneous Current and Accrued Assets		24,224	
	Total Current and Accrued Assets		\$31,971	\$14,507
Account No.	Fixed Assets			
101	Utility Plant in Service*		\$588,245	\$595,253
103	Property Held for Future Use			
105	Construction Work in Progress			
108	Accumulated Depreciation (enter as negative)*		(520,720)	(529,233)
121	Non-Utility Property			
122	Accumulated Depreciation - Non Utility			
	Total Fixed Assets		\$67,525	\$66,020
	Total Assets		\$99,496	\$80,527

*Note these items feed automatically from AR3 UPIS Page 4

Page 6
6

Variances \$0 \$0

Instructions: Fill out the Grey Cells with the relevant information. Input 0 or none if there is nothing recorded in that account or there is no applicable information to report.

Coldwater Canyon Water Company
 Annual Report
 Balance Sheet Liabilities and Owners Equity

Balance Sheet Liabilities and Owners Equity					
		Liabilities		Balance at Beginning	Balance at End of
Account No.	Current Liabilities				
231	Accounts Payable				
232	Notes Payable (Current Portion)				
234	Notes Payable to Associated Companies				1,860
235	Customer Deposits				
236	Accrued Taxes				
237	Accrued Interest				
242	Miscellaneous Current and Accrued Liabilities			1,204	1,248
	Total Current Liabilities			\$1,204	\$3,108
	Long Term Debt				
224	Long Term Debt (Notes and Bonds)				
	Deferred Credits				
251	Unamortized Premium on Debt				
252	Advances in Aid of Construction				
255	Accumulated Deferred Investment Tax Credits				
271	Contributions in Aid of Construction				
272	Less: Amortization of Contributions				
281	Accumulated Deferred Income Tax				
	Total Deferred Credits			\$0	\$0
	Total Liabilities			\$1,204	\$3,108
	Capital Accounts				
201	Common Stock Issued			\$11,650	\$11,650
211	Other Paid-In Capital			9,424	9,424
215	Retained Earnings			77,218	56,345
218	Proprietary Capital (Sole Props and Partnerships)				
	Total Capital			\$98,292	\$77,419
	Total Liabilities and Capital			\$99,496	\$80,527

Note: Total liabilities and Capital must match total assets for the beginning and end of the year!

Instructions: Fill out the Grey Cells with the relevant information. Input 0 or none if there is nothing recorded in that account or there is no applicable information to report.

Coldwater Canyon Water Company
Annual Report
Water Comparative Income Statement
12/31/20

Water Comparative Income Statement			
Account No.	Calendar Year	Current Year 01/01/2020 - 12/31/2020	Last Year 01/01/2019 - 12/31/2019
	Operating Revenue		
461	Metered Water Revenue	\$103,530	\$104,676
460	Unmetered Water Revenue		
462	Fire Protection Revenue		
469	Guaranteed Revenues (Surcharges)		
471	Miscellaneous Service Revenues		
474	Other Water Revenue		
	Total Revenues	\$103,530	\$104,676
	Operating Expenses		
601	Salaries and Wages	\$38,384	\$39,600
604	Employee Pensions and Benefits		
610	Purchased Water		
615	Purchased Power		
618	Chemicals		
620	Materials and Supplies		
620.1	Repairs and Maintenance		
620.2	Office Supplies and Expense		
630	Contractual Services		
631	Contractual Services - Engineering		
632	Contractual Services - Accounting		
633	Contractual Services - Legal		
634	Contractual Services - Management Fees		
635	Contractual Services - Water Testing	3,086	4,443
636	Contractual Services - Other		
640	Rents		
641	Rental of Building/Real Property		
642	Rental of Equipment		
650	Transportation Expenses		
657	Insurance - General Liability	4,274	6,509
657.1	Insurance - Health and Life		
665	Regulatory Commission Expense - Rate		
670	Bad Debt Expense		
675	Miscellaneous Expense	66,696	57,269
403	Depreciation Expense (From Schedule AR4)	8,513	1,840
408	Taxes Other Than Income	3,449	3,542
408.11	Property Taxes		
409	Income Taxes		
427.1	Customer Security Deposit Interest		
	Total Operating Expenses	\$124,402	\$113,203
	Operating Income / (Loss)	(\$20,872)	(\$8,527)
	Other Income / (Expense)		
419	Interest and Dividend Income		
421	Non-Utility Income		
426	Miscellaneous Non-Utility (Expense)		
427	Interest (Expense)		
	Total Other Income / (Expense)	\$0	\$0
	Net Income / (Loss)	(\$20,872)	(\$8,527)

Instructions: Fill out the Grey Cells with the relevant information. Input 0 or none if there is nothing recorded in that account or there is no applicable information to report.

Full time equivalent employees

	Direct Company	Allocated	Outside service	Total
President	1.0			1.0
Vice-president				0.0
Manager				0.0
Engineering Staff				0.0
System Operator(s)				0.0
Meter reader	2.0			2.0
Customer Service				0.0
Accounting				0.0
Business Office				0.0
Rates Department				0.0
Administrative Staff				0.0
Other				0.0
Total	3.0	0.0	0.0	3.0

Instructions: Fill out the Grey Cells with the relevant information. Input 0 or none if there is nothing recorded in that account or there is no applicable information to report. A full-time employee is based on 2080 total hours per year. Please calculate partial employees using 2080 hours.

Coldwater Canyon Water Company
 Annual Report
 Supplemental Financial Data (Long-Term Debt)
 12/31/20

Supplemental Financial Data (Long-Term Debt)				
	Loan #1	Loan #2	Loan #3	Loan #4
Date Issued				
Source of Loan				
ACC Decision No.				
Reason for Loan				
Dollar Amt. Issued				
Amount Outstanding				
Date of Maturity				
Interest Rate				
Current Year Interest				
Current Year Principal				

Meter Deposit Balance at Test Year End:

Meter Deposits Refunded During the Test Year:

List all bonds, notes, loans, and other types of indebtedness in which the proceeds were used in the provision of public utility service. Indebtedness incurred for personal uses by the owner of the utility should not be listed. Input 0 or none if there is nothing to report for that cell.

Table of Contents

Water Utility Plant Description (Continued)

For the following three items, list the utility owned assets in each category for each system.

TREATMENT EQUIPMENT:	
STRUCTURES:	13,408
OTHER:	574,837

Provide a calculation used to determine the value of one water equivalent residential connection (ERC).

Use one of the following methods:

- (a) If actual flow data are available from the preceding 12 months, divide the total annual single family residence (SFR) gallons sold by the average number of single family residence customers for the same period and divide the result by 365
- (b) If no historical flow data are available, use:

$$ERC = (\text{Total SFR gallons sold (Omit 000)} / 365 \text{ days} / 350 \text{ gallons per day})$$

ERC
 Method used:

Instructions: Fill out the Grey Cells with the relevant information. Input 0 or none if there is nothing recorded in that account or there is no applicable information to report. Copy and paste this sheet as many times as is necessary.

Customer and Other Information	
Name of the System:	0
ADEQ Public Water System Number:	
ADWR PCC Number:	

Month	Number of Customers				
	Single-Family	Multi-Family	Commercial	Turf/Irrigation	Other Non-
January					
February					
March					
April					
May					
June					
July					
August					
September					
October					
November					
December					

If the system has fire hydrants, what is the fire flow requirements? GPM for hrs.

Does the system have chlorination treatment?

Does the Company have an ADWR Gallons Per Capita Per Day (GPCPD) requirement?

If yes, provide the GPCPD amount:

Is the Water Utility located in an ADWR Active Management Area (AMA)?

If yes, which AMA?

What is the present system connection capacity (in ERCs *) using existing lines?

What is the future system connection capacity (in ERCs *) upon service area buildout?

Describe any plans and estimated completion dates for any enlargements or improvements of this system.

* an ERC is based on the calculation on the bottom of AR9 page 12.

Instructions: Fill out the Grey Cells with the relevant information. Input 0 or none if there is nothing recorded in that account or there is no applicable information to report. Copy and paste this sheet as many times as is necessary.

Note: If you are filing for more than one system, please click on the two systems button below.

Coldwater Canyon Water Company
 Annual Report
 Utility Shutoffs / Disconnects
 12/31/20

Utility Shutoffs / Disconnects	
Name of the System:	0
ADEQ Public Water System Number:	
ADWR PCC Number:	

Month	Termination without	Termination with	Other
January			
February			
March			
April			
May			
June			
July			
August			
September			
October			
November			
December			
Total	0	0	0

Other (description):

Instructions: Fill out the Grey Cells with the relevent information. Input 0 or none if there is nothing recorded in that account or there is no applicable information to report.

Property Taxes

Amount of actual property taxes paid during Calendar Year 2020 was

If no property taxes paid, explain why.

Instructions: Fill out the Grey Cells with the relevant information. Input 0 or none if there is nothing recorded in that account or there is no applicable information to report.

Verification and Sworn Statement (Taxes)

Verification: State of Arizona I, the undersigned of the
(state name)

County of (county name): Yavapai
Name (owner or official) title: Roger Wagner
Company name: Coldwater Canyon Water Company

DO SAY THAT THIS ANNUAL UTILITY PROPERTY TAX AND SALES TAX REPORT TO THE ARIZONA CORPORATION COMMISSION.

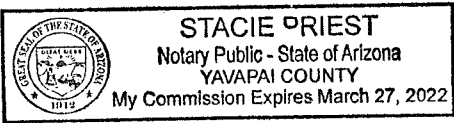
FOR THE YEAR ENDING: 12/31/20

HAS BEEN PREPARED UNDER MY DIRECTION, FROM THE ORIGINAL BOOKS, PAPERS AND RECORDS OF SAID UTILITY; THAT I HAVE CAREFULLY EXAMINED THE SAME, AND DECLARE THE SAME TO BE A COMPLETE AND CORRECT STATEMENT OF BUSINESS AND AFFAIRS OF SAID UTILITY FOR THE PERIOD COVERED BY THIS REPORT IN RESPECT TO EACH AND EVERY MATTER AND THING SET FORTH, TO THE BEST OF MY KNOWLEDGE, INFORMATION AND BELIEF.

Sworn Statement:

Roger Wagner
signature of owner/official

telephone no.



SUBSCRIBED AND SWORN TO BEFORE ME A NOTARY PUBLIC
IN AND FOR THE COUNTY Yavapai
THIS 29th DAY OF April, 2021
MY COMMISSION EXPIRES 3/27/2022
Stacie Priest
(signature of notary public)

Note: Print this form out, sign on the signature line and have the notary complete and sign prior to submission.

Coldwater Canyon Water Company
Annual Report
for Income Tax Statement of Certification
12/31/20

for Income Tax Statement of Certification

RECEIVED
UTILITIES DIVISION
2021 APR 30 A 11:49
ARIZONA CORPORATION
COMMISSION

Verification:


State of Arizona I, the undersigned of the
(state name)

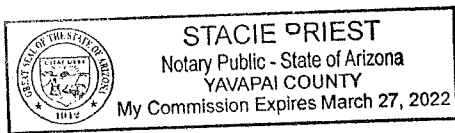
County of (county name): Yavapai
Name (owner or official) title: Roger Wagner
Company name: Coldwater Canyon Water Company

FOR THE YEAR ENDING: 12/31/20

Sworn Statement:

IN ACCORDANCE WITH THE REQUIREMENTS OF DECISION NO. 77084, BECAUSE THE UTILITY REQUIRES THE GROSS UP OF ADVANCES AND CONTRIBUTIONS, I HEREBY STATE THAT THE UTILITY A NET INCREASE IN CURRENT INCOME TAX EXPENSE OR A DECREASE IN DEFERRED TAX ASSET FOR A CARRY FORWARD ACCORDING TO GAAP IN AN AMOUNT EQUAL TO OR GREATER THAN THE AMOUNT OF THE REQUIRED GROSS UP PAID BY DEVELOPERS IN THE PERIOD COVERED BY THIS ANNUAL REPORT.



signature of owner/official
0
telephone no.



SUBSCRIBED AND SWORN TO BEFORE ME A NOTARY PUBLIC
IN AND FOR THE COUNTY

THIS 29th DAY OF Yavapai April, 2021
(county name) (month) and (year)

MY COMMISSION EXPIRES

3/27/2022
(date)

(signature of notary public)

Note: Be sure to complete the information in the Grey highlighted cells. Then if necessary, print this form out, sign on the signature line and have the notary complete and sign prior to submission.