

ANNUAL REPORT

Of

Company Name: **Community Water Company of Green Valley**

1501 S. La Canada Dr.

Mailing Address: Green Valley AZ
85622-1600

Docket No.: W-02304A

For the Year Ended: 12/31/20

**RECEIVED
BY EMAIL**

04/27/2021, 2:04 PM

**ARIZONA CORPORATION COMMISSION
UTILITIES DIVISION**

WATER UTILITY

To

Arizona Corporation Commission

Due on April 15th

Email: Util-Compliance@azcc.gov, mail or deliver the completed Annual Report to:

Arizona Corporation Commission
Compliance Section - Utilities Division
1200 West Washington Street
Phoenix, Arizona 85007

Application Type: **Original Filing**

Application Date: 4/14/2021

ARIZONA CORPORATION COMMISSION
 WATER UTILITY ANNUAL REPORT
 Community Water Company of Green Valley
 A Class Utility

For the Calendar Year Ended: 12/31/20

Primary Address: 1501 S La Canada Dr
 City: Green Valley State: Arizona Zip Code: 85622

Telephone Number: 520-625-8409

Date of Original Organization of Utility: 6/10/1977

Person to whom correspondence should be addressed concerning this report:

Name: Pierre Hanhart
 Telephone No. : 520-625-8409
 Address: 1451 S La Canada Dr #7
 City: Green Valley State: Arizona Zip Code: 85622
 Email: pierre@communitywater.com

None
 Name: None
 Telephone No. : None
 Address: None
 City: None State: None Zip Code: None
 Email: None

None
 Name: None
 Telephone No. : None
 Address: None
 City: None State: None Zip Code: None
 Email: None

None
 Name: None
 Telephone No. : None
 Address: None
 City: None State: None Zip Code: None
 Email: None

NA
 Name: N/A
 Telephone No. : N/A
 Address: N/A
 City: N/A State: Arizona Zip Code: N/A
 Email: N/A

Ownership: Association--Cooperative

Counties Served: Pima

Important changes during the year

N/A	For those companies not subject to the affiliated interest rules, has there been a change in ownership or direct control during the year?
	If yes, please provide specific details in the box below.
	None

N/A	Has the company been notified by any other regulatory authorities during the year, that they are out of compliance?
	If yes, please provide specific details in the box below.
	None

Community Water Company of Green Valley
Annual Report
Utility Plant in Service (Water)
12/31/20

Utility Plant in Service (Water)							
Account No.	Description	Beginning Year Original Cost	Current Year Additions	Current Year Retirements	Adjusted Original Cost	Accumulated Depreciation	OCLD (OC less AD)
301	Organization	\$47,863	\$0	\$0	\$47,863	\$47,588	\$275
302	Franchises	244	0	0	244	136	108
303	Land and Land Rights	170,589	0	0	170,589	0	170,589
304	Structures and Improvements	171,956	0	0	171,956	83,189	88,768
305	Collecting & Improving Reservoirs	0	0	0	0	0	0
306	Lake, River, Canal Intakes	0	0	0	0	0	0
307	Wells and Springs	2,004,035	35,338	0	2,039,373	782,813	1,256,560
308	Infiltration Galleries	0	0	0	0	0	0
309	Supply Mains	0	0	0	0	0	0
310	Power Generation Equipment	0	0	0	0	0	0
311	Pumping Equipment	3,447,943	255,436	114,200	3,589,180	3,589,180	0
320	Water Treatment Equipment	4,556,918	108,684	35,600	4,630,002	1,766,069	2,863,932
320.1	Water Treatment Plants	0	0	0	0	0	0
320.2	Solution Chemical Feeders	0	0	0	0	0	0
320.3	Point-of-Use Treatment Devices	0	0	0	0	0	0
330	Distribution Reservoirs and Standpipes	2,077,357	16,361	0	2,093,718	655,085	1,438,633
330.1	Storage Tanks	0	0	0	0	0	0
330.2	Pressure Tanks	0	0	0	0	0	0
331	Transmission and Distribution Mains	20,451,619	47,093	0	20,498,712	8,517,204	11,981,507
333	Services	5,803,217	54,504	2,815	5,854,906	3,079,705	2,775,201
334	Meters and Meter Installations	2,726,274	182,026	40,064	2,868,236	1,394,150	1,474,086
335	Hydrants	2,234,912	10,438	3,850	2,241,500	949,485	1,292,015
336	Backflow Prevention Devices	0	0	0	0	0	0
339	Other Plant and Misc. Equipment	606,189	9,348	0	615,536	615,536	(0)
340	Office Furniture and Equipment	177,339	5,885	0	183,224	109,534	73,690
340.1	Computer & Software	696,541	211,522	97,197	810,867	750,085	60,782
341	Transportation Equipment	587,889	82,539	129,344	541,085	541,085	0
342	Stores Equipment	2,441	0	0	2,441	2,288	153
343	Tools, Shop and Garage Equipment	97,078	0	0	97,078	62,230	34,848
344	Laboratory Equipment	12,000	0	0	12,000	12,000	0
345	Power Operated Equipment	174,292	3,545	4,700	173,137	73,807	99,329
346	Communication Equipment	124,583	6,540	3,140	127,983	127,983	(0)
347	Miscellaneous Equipment	149,439	138,517	0	287,956	160,373	127,583
348	Other Tangible Plant	1,090,982	0	0	1,090,982	1,077,760	13,223
	Totals	\$47,411,702	\$1,167,776	\$430,910	\$48,148,567	\$24,397,285	\$23,751,283

Community Water Company of Green Valley
Annual Report
Depreciation Expense for the Current Year (Water)
12/31/20

Depreciation Expense for the Current Year (Water)									
Account No.	Description	Beginning Year Original Cost	Current Year Additions	Current Year Retirements	Adjusted Original Cost	Fully Depreciated/Non-depreciable Plant	Depreciable Plant	Depreciation Percentages	Depreciation Expense
301	Organization	\$47,863	\$0	\$0	\$47,863	0	\$47,863	0.00%	\$0
302	Franchises	244	0	0	244	0	244	0.00%	0
303	Land and Land Rights	170,589	0	0	170,589	0	170,589	0.00%	0
304	Structures and Improvements	171,956	0	0	171,956	0	171,956	3.33%	5,726
305	Collecting & Improving Reservoirs	0	0	0	0	0	0	0.00%	0
306	Lake, River, Canal Intakes	0	0	0	0	0	0	0.00%	0
307	Wells and Springs	2,004,035	35,338	0	2,039,373	0	2,039,373	3.33%	67,323
308	Infiltration Galleries	0	0	0	0	0	0	0.00%	0
309	Supply Mains	0	0	0	0	0	0	0.00%	0
310	Power Generation Equipment	0	0	0	0	0	0	0.00%	0
311	Pumping Equipment	3,447,943	255,436	114,200	3,589,180	1,475,070	2,114,110	12.50%	255,436
320	Water Treatment Equipment	4,556,918	108,684	35,600	4,630,002	0	4,630,002	3.33%	152,962
320.1	Water Treatment Plants	0	0	0	0	0	0	0.00%	0
320.2	Solution Chemical Feeders	0	0	0	0	0	0	0.00%	0
320.3	Point-of-Use Treatment Devices	0	0	0	0	0	0	0.00%	0
330	Distribution Reservoirs and Standpipes	2,077,357	16,361	0	2,093,718	0	2,093,718	2.22%	46,299
330.1	Storage Tanks	0	0	0	0	0	0	0.00%	0
330.2	Pressure Tanks	0	0	0	0	0	0	0.00%	0
331	Transmission and Distribution Mains	20,451,619	47,093	0	20,498,712	0	20,498,712	2.00%	409,503
333	Services	5,803,217	54,504	2,815	5,854,906	0	5,854,906	3.33%	194,108
334	Meters and Meter Installations	2,726,274	182,026	40,064	2,868,236	0	2,868,236	8.33%	233,011
335	Hydrants	2,234,912	10,438	3,850	2,241,500	0	2,241,500	2.00%	44,764
336	Backflow Prevention Devices	0	0	0	0	0	0	0.00%	0
339	Other Plant and Misc. Equipment	606,189	9,348	0	615,536	470,716	144,820	6.67%	9,348
340	Office Furniture and Equipment	177,339	5,885	0	183,224	0	183,224	6.67%	12,025
340.1	Computer & Software	696,541	211,522	97,197	810,867	0	810,867	20.00%	150,741
341	Transportation Equipment	587,889	82,539	129,344	541,085	341,791	199,294	20.00%	44,539
342	Stores Equipment	2,441	0	0	2,441	0	2,441	4.00%	98
343	Tools, Shop and Garage Equipment	97,078	0	0	97,078	0	97,078	5.00%	4,854
344	Laboratory Equipment	12,000	0	0	12,000	12,000	0	10.00%	0
345	Power Operated Equipment	174,292	3,545	4,700	173,137	0	173,137	5.00%	8,686
346	Communication Equipment	124,583	6,540	3,140	127,983	59,921	68,061	10.00%	6,636
347	Miscellaneous Equipment	149,439	138,517	0	287,956	0	287,956	5.00%	10,935
348	Other Tangible Plant	1,090,982	0	0	1,090,982	1,065,652	25,331	10.00%	2,533
	Subtotal	\$47,411,702	\$1,167,776	\$430,910	\$48,148,567	\$3,425,150	\$44,723,417		\$1,659,527

Contribution(s) in Aid of Construction (Gross)	\$20,609,834
Less: Non Amortizable Contribution(s)	0
Fully Amortized Contribution(s)	755,359
Amortizable Contribution(s)	\$19,854,475
Times: Proposed Amortization Rate	3.92%
Amortization of CIAC	\$778,295

Less: Amortization of CIAC **\$778,295**

DEPRECIATION EXPENSE \$881,231

Community Water Company of Green Valley
Annual Report
Balance Sheet Assets
12/31/20

Balance Sheet Assets				
	Assets		Balance at Beginning of Year (2020)	Balance at End of Year (2020)
Account No.	Current and Accrued Assets			
131	Cash		\$1,227,178	\$716,419
134	Working Funds		0	0
135	Temporary Cash Investments		2,785,429	3,104,785
141	Customer Accounts Receivable		345,187	371,574
146	Notes Receivable from Associated Companies		0	0
151	Plant Material and Supplies		44,828	47,026
162	Prepayments		41,674	66,025
174	Miscellaneous Current and Accrued Assets		340,621	340,621
	Total Current and Accrued Assets		\$4,784,917	\$4,646,450
Account No.	Fixed Assets			
101	Utility Plant in Service*		\$47,411,702	\$48,148,567
103	Property Held for Future Use		0	0
105	Construction Work in Progress		49,166	0
108	Accumulated Depreciation (enter as negative)*		(23,129,274)	(24,397,285)
121	Non-Utility Property		734,319	767,908
122	Accumulated Depreciation - Non Utility		0	0
	Total Fixed Assets		\$25,065,912	\$24,519,191
	Total Assets		\$29,850,829	\$29,165,640

*Note these items feed automatically from AR3 UPIS Page 4

Community Water Company of Green Valley
Annual Report
Balance Sheet Liabilities and Owners Equity

Balance Sheet Liabilities and Owners Equity				
	Liabilities		Balance at Beginning of Year (2020)	Balance at End of Year (2020)
Account No.	Current Liabilities			
231	Accounts Payable		\$247,290	\$426,219
232	Notes Payable (Current Portion)		117,088	123,541
234	Notes Payable to Associated Companies		0	0
235	Customer Deposits		18,283	13,681
236	Accrued Taxes		112,951	118,439
237	Accrued Interest		7,414	7,100
242	Miscellaneous Current and Accrued Liabilities		619,401	458,480
	Total Current Liabilities		\$1,122,427	\$1,147,459
	Long Term Debt			
224	Long Term Debt (Notes and Bonds)		\$2,626,751	\$2,511,305
	Deferred Credits			
251	Unamortized Premium on Debt		\$244,900	421,513
252	Advances in Aid of Construction		5,532,831	4,362,199
255	Accumulated Deferred Investment Tax Credits		0	0
271	Contributions in Aid of Construction		19,542,704	20,609,834
272	Less: Amortization of Contributions		(8,924,484)	(9,702,779)
281	Accumulated Deferred Income Tax		0	0
	Total Deferred Credits		\$16,395,951	\$15,578,578
	Total Liabilities		\$20,145,129	\$19,237,342
	Capital Accounts			
201	Common Stock Issued		\$48,010	\$48,010
211	Other Paid-In Capital		9,657,690	9,768,099
215	Retained Earnings		0	0
218	Proprietary Capital (Sole Props and Partnerships)		0	0
	Total Capital		\$9,705,700	9,816,109
	Total Liabilities and Capital		\$29,850,829	\$29,165,640

Note: Total liabilities and Capital must match total assets for the beginning and end of the year!

Community Water Company of Green Valley
Annual Report
Water Comparative Income Statement
12/31/20

Water Comparative Income Statement			
Account No.	Calendar Year	Current Year 01/01/2020 - 12/31/2020	Last Year 01/01/2019 - 12/31/2019
	Operating Revenue		
461	Metered Water Revenue	\$ 4,571,692	\$4,396,771
460	Unmetered Water Revenue	13,895	13,815
462	Fire Protection Revenue	0	0
469	Guaranteed Revenues (Surcharges)	0	0
471	Miscellaneous Service Revenues	112,803	134,722
474	Other Water Revenue	0	0
	Total Revenues	\$4,698,390	\$4,545,307
	Operating Expenses		
601	Salaries and Wages	\$1,157,138	\$1,003,866
604	Employee Pensions and Benefits	179,650	168,845
610	Purchased Water	0	0
615	Purchased Power	292,515	272,217
618	Chemicals	35,123	33,140
620	Materials and Supplies	7,611	5,249
620.1	Repairs and Maintenance	259,083	195,891
620.2	Office Supplies and Expense	16,426	6,461
630	Contractual Services	0	0
631	Contractual Services - Engineering	1,299	26,000
632	Contractual Services - Accounting	31,254	27,559
633	Contractual Services - Legal	22,848	(3,714)
634	Contractual Services - Management Fees	0	0
635	Contractual Services - Water Testing	12,560	36,062
636	Contractual Services - Other	245,152	190,715
640	Rents	0	0
641	Rental of Building/Real Property	0	0
642	Rental of Equipment	0	0
650	Transportation Expenses	60,904	67,236
657	Insurance - General Liability	65,131	64,112
657.1	Insurance - Health and Life	220,658	185,757
665	Regulatory Commission Expense - Rate	29,796	36,000
670	Bad Debt Expense	2,718	1,776
675	Miscellaneous Expense	118,163	113,877
403	Depreciation Expense (From Schedule AR4)	881,231	918,781
408	Taxes Other Than Income	421,870	412,067
408.11	Property Taxes	169,401	162,424
409	Income Taxes	0	0
427.1	Customer Security Deposit Interest	5,762	2,752
	Total Operating Expenses	\$4,236,292	\$3,927,072
	Operating Income / (Loss)	\$462,099	\$618,235
	Other Income / (Expense)		
419	Interest and Dividend Income	\$42,418	\$72,582
421	Non-Utility Income	64,514	73,966
426	Miscellaneous Non-Utility (Expense)	(126,723)	(139,475)
427	Interest (Expense)	(163,449)	(171,274)
	Total Other Income / (Expense)	(\$183,239)	(\$164,201)
	Net Income / (Loss)	\$278,860	\$454,034

Community Water Company of Green Valley
 Annual Report
 Full time equivalent employees
 12/31/20

Full time equivalent employees

	Direct Company	Allocated	Outside service	Total
President	1.0	0.0	0.0	1.0
Vice-president	0.0	0.0	0.0	0.0
Manager	0.0	0.0	0.0	0.0
Engineering Staff	0.0	0.0	0.0	0.0
System Operator(s)	13.3	0.0	0.0	13.3
Meter reader	0.0	0.0	0.0	0.0
Customer Service	3.0	0.0	0.0	3.0
Accounting	1.6	0.0	0.0	1.6
Business Office	1.0	0.0	0.0	1.0
Rates Department	0.0	0.0	0.0	0.0
Administrative Staff	1.0	0.0	0.0	1.0
Other	0.0	0.0	0.0	0.0
Total	20.9	0.0	0.0	20.9

Community Water Company of Green Valley
 Annual Report
 Supplemental Financial Data (Long-Term Debt)
 12/31/20

Supplemental Financial Data (Long-Term Debt)				
	Loan #1	Loan #2	Loan #3	Loan #4
Date Issued	11/14/2015	none	none	none
Source of Loan	Compass Bank	none	none	none
ACC Decision No.	74809	none	none	none
Reason for Loan	Refinancing Loan	none	none	none
Dollar Amt. Issued	\$3,234,208	none	none	none
Amount Outstanding	\$2,646,875	none	none	none
Date of Maturity	11/14/2029	none	none	none
Interest Rate	5.68%	none	none	none
Current Year Interest	\$155,354	none	none	none
Current Year Principal	\$117,088	none	none	none

Meter Deposit Balance at Test Year End:	\$12,624
---	----------

Meter Deposits Refunded During the Test Year:	\$3,121
---	---------

List all bonds, notes, loans, and other types of indebtedness in which the proceeds were used in the provision of public utility service. Indebtedness incurred for personal uses by the owner of the utility should not be listed. Input 0 or none if there is nothing to report for that cell.

Well and Water Usage

Name of the System: COMMUNITY WATER CO OF GREEN VALLEY												
ADEQ Public Water System Number			AZ0410004									
ADWR PCC Number:			91-000413.0000									
Well registry 55# (55-XXXXXX):	Pump Horsepower	Pump Yield (gpm)	Casing Depth (feet)	Casing Diameter (inches)	Pump Motor Type **	Year Drilled	Water level 2010	Water level 2020	Meter Size (inches)	How measured:	Active	
55-627485	250	1,100	837	12	Deep Well Turb.	1977	256	308	8	Metered	Yes	
55-588121	300	1,100	980	20	Deep Well Turb.	2001	313	357	8	Metered	Yes	
55-207982	400	2,200	1,130	18	Deep Well Turb.	2005	203	236	8	Metered	Yes	
55-608518	350	2,200	2,516	20	Deep Well Turb.	1964	286	293	8	Metered	Yes	
None	None	None	None	None	None	None	None	None	None	None	None	
None	None	None	None	None	None	None	None	None	None	None	None	
None	None	None	None	None	None	None	None	None	None	None	None	
None	None	None	None	None	None	None	None	None	None	None	None	
None	None	None	None	None	None	None	None	None	None	None	None	
None	None	None	None	None	None	None	None	None	None	None	None	
None	None	None	None	None	None	None	None	None	None	None	None	
None	None	None	None	None	None	None	None	None	None	None	None	
None	None	None	None	None	None	None	None	None	None	None	None	
None	None	None	None	None	None	None	None	None	None	None	None	
None	None	None	None	None	None	None	None	None	None	None	None	
None	None	None	None	None	None	None	None	None	None	None	None	
None	None	None	None	None	None	None	None	None	None	None	None	

Name of system water delivered to: None
 ADWR PCC Number: None
 Source of water delivered to another system: None
 Name of system water received from: None
 ADWR PCC Number: None
 Source of water received: None
 Well registry 55# (55-XXXXXX): None

Month	Water withdrawn (gallons) ¹	Water sold (gallons) ²	Water delivered (sold) to other systems (gallons) ³	Water received (purchased) from other systems (gallons) ⁴	Estimated authorized use (gallons) ⁵	Purchased Power Expense ⁶	Purchased Power (kWh) ⁷
January	56,592,300.00	55,563,500.00	0.00	0.00	0.00	\$15,836	209,794
February	56,141,000.00	54,451,400.00	0.00	0.00	0.00	15,922	211,732
March	57,792,000.00	51,849,500.00	0.00	0.00	0.00	16,455	219,546
April	64,188,000.00	57,939,800.00	0.00	0.00	0.00	20,276	250,098
May	72,375,400.00	63,053,400.00	0.00	0.00	0.00	29,431	289,565
June	74,772,600.00	66,101,000.00	0.00	0.00	0.00	27,996	287,297
July	72,117,000.00	71,350,900.00	0.00	0.00	0.00	28,949	270,759
August	74,750,900.00	71,379,500.00	0.00	0.00	0.00	28,870	270,322
September	67,158,400.00	65,259,000.00	0.00	0.00	0.00	29,114	285,862
October	71,855,700.00	66,764,700.00	0.00	0.00	0.00	21,829	268,984
November	63,976,700.00	66,181,000.00	0.00	0.00	0.00	22,232	274,702
December	60,641,000.00	58,801,000.00	0.00	0.00	0.00	19,395	246,349
Totals	792,361,000.00	748,694,700.00	0.00	0.00	0.00	\$276,305	3,085,010

If applicable, in the space below please provide a description for all un-metered water use along with amounts:
 11,543,100 Gallons used flushing hydrants, mains and treatment plants.

¹ Water withdrawn - Total gallons of water withdrawn from pumped sources
² Water sold - Total gallons from customer meters, and other sales such as construction water.
³ Water delivered (sold) to other systems - Total gallons of water delivered to other systems
⁴ Water received (purchased) from other systems - Total gallons of water purchased/received from other systems
⁵ Estimated authorized use - Total estimated gallons from authorized metered or unmetered use. Authorized uses such as flushing (mains, services and hydrants) draining/cleaning tanks, process, construction fire fighting, etc. Non-authorized use (real losses) are service line breaks and leaks, water main breaks, meter inaccuracies and theft.
⁶ Enter the total purchased power costs for the power meters associated with this system.
⁷ Enter the total purchased kWh used by the power meters associated with this system

Water Utility Plant Description

Name of the System:	COMMUNITY WATER CO OF GREEN VALLEY		
ADEQ Public Water System Number:	AZ0410004		
ADWR PCC Number:	91-000413.0000		

MAINS		
Sizes (inches)	Material	Length (feet)
1.50	PVC	2,020
2.00	PVC	6,950
3.00	PVC	7,907
4.00	CA & DI	39,335
6.00	CA & DI	299,490
8.00	CA & DI	241,872
10.00	CA & DI	6,799
12.00	CA & DI	112,869
16.00	CA & DI	45,450
0.00	NA	0
0.00	NA	0
0.00	NA	0
0.00	NA	0
0.00	NA	0

CUSTOMER METERS			
Size (inches)	Quantity	Percent over 1,000,000 gallons	Percent over 10 years old
5/8 X 3/4	10,320	None	None
0.75	106	None	None
1	519	None	None
1.5	85	None	None
2	171	None	None
3	5	None	None
Turbine 3	10	None	None
None	None	None	None
None	None	None	None
None	None	None	None
None	None	None	None
None	None	None	None
None	None	None	None
None	None	None	None
None	None	None	None
None	None	None	None
None	None	None	None
None	None	None	None
None	None	None	None
None	None	None	None
None	None	None	None
None	None	None	None

SERVICE LINES			
Material	Percent of system	Year installed	
Black poly	10%	1986	
Copper	88%	2019	
PVC	2%	1986	
None	None	None	
None	None	None	

BOOSTER PUMPS			
Horsepower	GPM	Quantity	
100	625	5	
125	575	5	
30	600	1	
60	1,000	1	

FIRE HYDRANTS	
Type	Quantity
Standard *	1,044
Other	None

STORAGE TANKS			
Capacity (gallons)	Material	Quantity	Year installed
1,000,000	CONCRETE	1	1963
1,000,000	STEEL	1	1983
2,000,000	STEEL	1	1997
2,000,000	STEEL	1	2015
300,000	STEEL	1	2007
300,000	STEEL	1	2007

PRESSURE/BLADDER TANKS			
Capacity (gallons)	Material	Quantity	Year installed
7,500	STEEL	1	1974
5,000	STEEL	1	2007
5,000	STEEL	1	2007
None	None	None	None
None	None	None	None
None	None	None	None

* A standard fire hydrant has two 2.5 inch hose connection nozzles with 7.5 threads per inch, and one 4.5 inch pumper connection nozzle with 4 threads per inch.

Water Utility Plant Description (Continued)
--

For the following three items, list the utility owned assets in each category for each system.

TREATMENT EQUIPMENT:	4 Arsenic removal plants
-----------------------------	--------------------------

STRUCTURES:	Office, Warehouse, and Storage Building
--------------------	---

OTHER:	Flatbed and 2 Dump Trailers, 15 Service Trucks, Office Vehicle, Dump Truck, Mini-Excavator and 3 Backhoes, Office Trailer, 2 Equipment Trailers / Air Compressors, Welding and Asphalt Saw Trailer, Valve Operating Truck
---------------	---

Provide a calculation used to determine the value of one water equivalent residential connection (ERC).

Use one of the following methods:

- (a) If actual flow data are available from the preceding 12 months, divide the total annual single family residence (SFR) gallons sold by the average number of single family residence customers for the same period and divide the result by 365
- (b) If no historical flow data are available, use:
 $ERC = (\text{Total SFR gallons sold (Omit 000)} / 365 \text{ days} / 350 \text{ gallons per day})$

ERC

138

 Method used:

(a)

Customer and Other Information	
Name of the System:	COMMUNITY WATER CO OF GREEN VALLEY
ADEQ Public Water System Number:	AZ0410004
ADWR PCC Number:	91-000413.0000

Month	Number of Customers				
	Single-Family	Multi-Family	Commercial	Turf/Irrigation	Other Non-Residential
January	See Dec for Est	See Dec for Est	See Dec for Est	See Dec for Est	See Dec for Est
February	See Dec for Est	See Dec for Est	See Dec for Est	See Dec for Est	See Dec for Est
March	See Dec for Est	See Dec for Est	See Dec for Est	See Dec for Est	See Dec for Est
April	See Dec for Est	See Dec for Est	See Dec for Est	See Dec for Est	See Dec for Est
May	See Dec for Est	See Dec for Est	See Dec for Est	See Dec for Est	See Dec for Est
June	See Dec for Est	See Dec for Est	See Dec for Est	See Dec for Est	See Dec for Est
July	See Dec for Est	See Dec for Est	See Dec for Est	See Dec for Est	See Dec for Est
August	See Dec for Est	See Dec for Est	See Dec for Est	See Dec for Est	See Dec for Est
September	See Dec for Est	See Dec for Est	See Dec for Est	See Dec for Est	See Dec for Est
October	See Dec for Est	See Dec for Est	See Dec for Est	See Dec for Est	See Dec for Est
November	See Dec for Est	See Dec for Est	See Dec for Est	See Dec for Est	See Dec for Est
December	7,650	3,015	376	152	16

If the system has fire hydrants, what is the fire flow requirements? GPM for hrs.

Does the system have chlorination treatment?

Does the Company have an ADWR Gallons Per Capita Per Day (GCPCPD) requirement?
 If yes, provide the GCPCPD amount:

Is the Water Utility located in an ADWR Active Management Area (AMA)?
 If yes, which AMA?

What is the present system connection capacity (in ERCs *) using existing lines?

What is the future system connection capacity (in ERCs *) upon service area buildout?

Describe any plans and estimated completion dates for any enlargements or improvements of this system.

None

* an ERC is based on the calculation on the bottom of AR9 page 12.

Community Water Company of Green Valley
 Annual Report
 Utility Shutoffs / Disconnects
 12/31/20

Utility Shutoffs / Disconnects	
Name of the System:	COMMUNITY WATER CO OF GREEN VALLEY
ADEQ Public Water System Number:	AZ0410004
ADWR PCC Number:	91-000413.0000

Month	Termination without Notice R14-2-410.B	Termination with Notice R14-2- 410.C	Other
January	0	33	0
February	0	15	0
March	0	8	0
April	0	0	0
May	0	0	0
June	0	0	0
July	0	0	0
August	0	4	0
September	0	16	0
October	0	11	0
November	0	14	0
December	0	11	0
Total	0	112	0

Other (description):

N/A

Instructions: Fill out the Grey Cells with the relevent information. Input 0 or none if there is nothing recorded in that account or there is no applicable information to report.

Property Taxes

Amount of actual property taxes paid during Calendar Year 2020 was

\$165,901

If no property taxes paid, explain why.

NA

Instructions: Fill out the Grey Cells with the relevant information. Input 0 or none if there is nothing recorded in that account or there is no applicable information to report.

Verification and Sworn Statement (Taxes)

Verification: State of Arizona, the undersigned of the
(state name)

County of (county name): Pima
Name (owner or official) title: Pierre Hanhart, Controller
Company name: Community Water Company of Green Valley

DO SAY THAT THIS ANNUAL UTILITY PROPERTY TAX AND SALES TAX REPORT TO THE ARIZONA CORPORATION COMMISSION.

FOR THE YEAR ENDING: 12/31/20

HAS BEEN PREPARED UNDER MY DIRECTION, FROM THE ORIGINAL BOOKS, PAPERS AND RECORDS OF SAID UTILITY; THAT I HAVE CAREFULLY EXAMINED THE SAME, AND DECLARE THE SAME TO BE A COMPLETE AND CORRECT STATEMENT OF BUSINESS AND AFFAIRS OF SAID UTILITY FOR THE PERIOD COVERED BY THIS REPORT IN RESPECT TO EACH AND EVERY MATTER AND THING SET FORTH, TO THE BEST OF MY KNOWLEDGE, INFORMATION AND BELIEF.

Sworn Statement: I HEREBY ATTEST THAT ALL PROPERTY TAXES FOR SAID COMPANY ARE CURRENT AND PAID IN FULL.

I HEREBY ATTEST THAT ALL SALES TAXES FOR SAID COMPANY ARE CURRENT AND PAID IN FULL.

P. Hanhart
signature of owner/official

520-625-8409
telephone no.

SUBSCRIBED AND SWORN TO BEFORE ME A NOTARY PUBLIC
IN AND FOR THE COUNTY

THIS

14

DAY OF

PIMA

(county name)


APRIL 2021

(month) and (year)

MY COMMISSION EXPIRES

10/7/22
(date)

Heather M Graves
(signature of notary public)



Verification and Sworn Statement

Verification:

State of Arizona I, the undersigned of the
(state name)
County of (county name): Pima
Name (owner or official) title: Pierre Hanhart, Controller
Company name: Community Water Company of Green Valley

DO SAY THAT THIS ANNUAL UTILITY PROPERTY TAX AND SALES TAX REPORT TO THE ARIZONA CORPORATION COMMISSION.

FOR THE YEAR ENDING: 12/31/20

HAS BEEN PREPARED UNDER MY DIRECTION, FROM THE ORIGINAL BOOKS, PAPERS AND RECORDS OF SAID UTILITY; THAT I HAVE CAREFULLY EXAMINED THE SAME, AND DECLARE THE SAME TO BE A COMPLETE AND CORRECT STATEMENT OF BUSINESS AND AFFAIRS OF SAID UTILITY FOR THE PERIOD COVERED BY THIS REPORT IN RESPECT TO EACH AND EVERY MATTER AND THING SET FORTH, TO THE BEST OF MY KNOWLEDGE, INFORMATION AND BELIEF.


Sworn Statement: IN ACCORDANCE WITH THE REQUIREMENTS OF TITLE 40, ARTICLE 8, SECTION 40-401, ARIZONA REVISED STATUTES, IT IS HEREIN REPORTED THAT THE GROSS OPERATING REVENUE OF SAID UTILITY DERIVED FROM ARIZONA INTRASTATE UTILITY OPERATIONS DURING THE CALENDAR YEAR WAS:

Arizona Intrastate Gross Operating Revenues Only (\$) \$4,698,390
(The amount in the box above includes \$289,590 in sales taxes billed or collected)

P. Hanhart
signature of owner/official
520-625-8409
telephone no.

SUBSCRIBED AND SWORN TO BEFORE ME A NOTARY PUBLIC
IN AND FOR THE COUNTY PIMA
THIS 14 DAY OF APRIL 2021
(month) and (year)

MY COMMISSION EXPIRES 10/7/22
(date)



Heather M Graves
(signature of notary public)

Verification and Sworn Statement (Residential Revenue)

Verification:

State of Arizona I, the undersigned of the
(state name)

County of (county name): Pima
Name (owner or official) title: Pierre Hanhart, Controller
Company name: Community Water Company of Green Valley

DO SAY THAT THIS ANNUAL UTILITY PROPERTY TAX AND SALES TAX REPORT TO THE ARIZONA CORPORATION COMMISSION.

FOR THE YEAR ENDING: 12/31/20

HAS BEEN PREPARED UNDER MY DIRECTION, FROM THE ORIGINAL BOOKS, PAPERS AND RECORDS OF SAID UTILITY; THAT I HAVE CAREFULLY EXAMINED THE SAME, AND DECLARE THE SAME TO BE A COMPLETE AND CORRECT STATEMENT OF BUSINESS AND AFFAIRS OF SAID UTILITY FOR THE PERIOD COVERED BY THIS REPORT IN RESPECT TO EACH AND EVERY MATTER AND THING SET FORTH, TO THE BEST OF MY KNOWLEDGE, INFORMATION AND BELIEF.

Sworn Statement:

IN ACCORDANCE WITH THE REQUIREMENTS OF TITLE 40, ARTICLE 8, SECTION 40-401, ARIZONA REVISED STATUTES, IT IS HEREIN REPORTED THAT THE GROSS OPERATING REVENUE OF SAID UTILITY DERIVED FROM ARIZONA INTRASTATE UTILITY OPERATIONS RECEIVED FROM RESIDENTIAL CUSTOMERS DURING THE CALENDAR YEAR WAS:

Arizona Intrastate Gross Operating Revenues Only (\$)

\$3,710,579

(The amount in the box above includes

\$232,566 in sales taxes
billed or collected)

P. Hanhart

signature of owner/official

520-625-8409

telephone no.

SUBSCRIBED AND SWORN TO BEFORE ME A NOTARY PUBLIC
IN AND FOR THE COUNTY


PIMA
(county name)

THIS 14 DAY OF APRIL 21
(month) and (year)

MY COMMISSION EXPIRES

10/7/22
(date)

Heather M Graves
(signature of notary public)



Full Gross-up Method for Income Tax Statement of Certification

Verification:

State of Arizona I, the undersigned of the
(state name)

County of (county name): Pima
Name (owner or official) title: Pierre Hanhart, Controller
Company name: Community Water Company of Green Valley

FOR THE YEAR ENDING: 12/31/20

Sworn Statement:

IN ACCORDANCE WITH THE REQUIREMENTS OF DECISION NO. 77084, BECAUSE THE UTILITY REQUIRES THE GROSS UP OF ADVANCES AND CONTRIBUTIONS, I HEREBY STATE THAT THE UTILITY HAS NOT INCURRED NOR IS EXPECTED TO INCUR A NET INCREASE IN CURRENT INCOME TAX EXPENSE OR A DECREASE IN DEFERRED TAX ASSET FOR A CARRY FORWARD ACCORDING TO GAAP IN AN AMOUNT EQUAL TO OR GREATER THAN THE AMOUNT OF THE REQUIRED GROSS UP PAID BY DEVELOPERS IN THE PERIOD COVERED BY THIS ANNUAL REPORT.

P. Hanhart
signature of owner/official

520-625-8409
telephone no.

SUBSCRIBED AND SWORN TO BEFORE ME A NOTARY PUBLIC
IN AND FOR THE COUNTY

PIMA
(county name)

THIS 14 DAY OF APRIL 21
(month) and (year)

MY COMMISSION EXPIRES 10/7/22
(date)

Heather M Graves
(signature of notary public)

