

RECEIVED  
UTILITIES DIVISION  
2019 APR 17 A 8:33

**ANNUAL REPORT**

ARIZONA CORPORATION  
COMMISSION

Of

Company Name:   
1501 S. La Canada Dr.

Mailing Address: Green Valley AZ  
85622-1600

Docket No.: W-02304A  
For the Year Ended:

**WATER UTILITY**

To

Arizona Corporation Commission

**Due on April 15th**

Email: rdelafuente@azcc.gov, mail or deliver the completed Annual Report to:  
Arizona Corporation Commission  
Compliance Section - Utilities Division  
1200 West Washington Street  
Phoenix, Arizona 85007

Application Type:   
Application Date:

4-18-19

ARIZONA CORPORATION COMMISSION  
WATER UTILITY ANNUAL REPORT  
Community Water Company of Green Valley  
A Class  Utility

1. For the Calendar Year Ended:

2. Address:   
City:  State:  Zip Code:

3. Telephone Number:

4. Date of Original Organization of Utility:

5. Person to whom correspondence should be addressed concerning this report:

Name:   
Telephone No. :   
Address:   
City:  State:  Zip Code:   
Email:

6. On-Site Manager:

Name:   
Telephone No. :   
Address:   
City:  State:  Zip Code:   
Email:

7. Ownership:

8. Counties Served:

Community Water Company of Green Valley  
Annual Report  
Utility Plant in Service (Water)  
12/31/18

Utility Plant in Service (Water)							
Account No.	Description	Beginning Year Original Cost	Current Year Additions	Current Year Retirements	Adjusted Original Cost	Accumulated Depreciation	OCLD (OC less AD)
301	Organization	\$47,863	0	0	\$47,863	\$47,588	\$275
302	Franchises	244	0	0	244	136	108
303	Land and Land Rights	170,589	0	0	170,589	0	170,589
304	Structures and Improvements	171,956	0	0	171,956	71,736	100,220
305	Collecting & Improving Reservoirs	0	0	0	0	0	0
306	Lake, River, Canal Intakes	0	0	0	0	0	0
307	Wells and Springs	2,013,049	0	0	2,013,049	758,826	1,254,223
308	Infiltration Galleries	0	0	0	0	0	0
309	Supply Mains	0	0	0	0	0	0
310	Power Generation Equipment	0	0	0	0	0	0
311	Pumping Equipment	3,446,137	41,209	27,913	3,459,434	3,459,434	0
320	Water Treatment Equipment	4,463,822	155,234	64,705	4,554,350	1,539,343	3,015,007
320.1	Water Treatment Plants	0	0	0	0	0	0
320.2	Solution Chemical Feeders	0	0	0	0	0	0
320.3	Point-of-Use Treatment Devices	0	0	0	0	0	0
330	Distribution Reservoirs and Standpipes	2,029,353	57,064	10,505	2,075,912	566,468	1,509,445
330.1	Storage Tanks	0	0	0	0	0	0
330.2	Pressure Tanks	0	0	0	0	0	0
331	Transmission and Distribution Mains	19,758,937	158,149	2,569	19,914,517	7,716,337	12,198,181
333	Services	5,575,671	115,023	3,854	5,686,839	2,697,103	2,989,736
334	Meters and Meter Installations	2,272,579	235,307	51,060	2,456,826	1,028,804	1,428,022
335	Hydrants	2,166,351	27,087	0	2,193,438	865,278	1,328,160
336	Backflow Prevention Devices	0	0	0	0	0	0
339	Other Plant and Misc. Equipment	606,268	5,921	6,000	606,189	606,189	0
340	Office Furniture and Equipment	181,119	7,077	10,857	177,339	85,681	91,658
340.1	Computer & Software	715,318	15,851	32,787	698,382	698,382	0
341	Transportation Equipment	696,357	66,854	29,912	733,298	727,342	5,957
342	Stores Equipment	2,441	0	0	2,441	2,092	349
343	Tools, Shop and Garage Equipment	97,078	0	0	97,078	52,522	44,556
344	Laboratory Equipment	12,000	0	0	12,000	12,000	0
345	Power Operated Equipment	151,457	20,090	0	171,547	61,176	110,372
346	Communication Equipment	125,777	0	0	125,777	120,408	5,369
347	Miscellaneous Equipment	12,938	12,392	0	25,331	7,042	18,289
348	Other Tangible Plant	1,065,652	0	0	1,065,652	1,065,652	0
	<b>Totals</b>	<b>\$45,782,957</b>	<b>\$917,257</b>	<b>\$240,162</b>	<b>\$46,460,052</b>	<b>\$22,189,536</b>	<b>\$24,270,516</b>

**Instructions:** Fill out the Grey Cells with the relevant information. Input 0 or none if there is nothing recorded in that account or there is no applicable information to report.

Community Water Company of Green Valley  
Annual Report  
Depreciation Expense for the Current Year (Water)  
12/31/18

Depreciation Expense for the Current Year (Water)								
Account No.	Description	Beginning Year Original Cost	Current Year Additions	Current Year Retirements	Adjusted Original Cost	Fully Depreciated/Non-depreciable Plant	Depreciation Percentages	Depreciation Expense
301	Organization	\$47,863	\$0	\$0	\$47,863	\$47,588	0.00%	\$0
302	Franchises	244	0	0	244	136	0.00%	0
303	Land and Land Rights	170,589	0	0	170,589	170,589	0.00%	0
304	Structures and Improvements	171,956	0	0	171,956	0	3.33%	5,726
305	Collecting & Improving Reservoirs	0	0	0	0	0	0.00%	0
306	Lake, River, Canal Intakes	0	0	0	0	0	0.00%	0
307	Wells and Springs	2,013,049	0	0	2,013,049	0	3.33%	67,035
308	Infiltration Galleries	0	0	0	0	0	0.00%	0
309	Supply Mains	0	0	0	0	0	0.00%	0
310	Power Generation Equipment	0	0	0	0	0	0.00%	0
311	Pumping Equipment	3,446,137	41,209	27,913	3,459,434	3,123,110.50	12.50%	41,209
320	Water Treatment Equipment	4,463,822	155,234	64,705	4,554,350	0	3.33%	150,153
320.1	Water Treatment Plants	0	0	0	0	0	0.00%	0
320.2	Solution Chemical Feeders	0	0	0	0	0	0.00%	0
320.3	Point-of-Use Treatment Devices	0	0	0	0	0	0.00%	0
330	Distribution Reservoirs and Standpipes	2,029,353	57,064	10,505	2,075,912	0	2.22%	45,568
330.1	Storage Tanks	0	0	0	0	0	0.00%	0
330.2	Pressure Tanks	0	0	0	0	0	0.00%	0
331	Transmission and Distribution Mains	19,758,937	158,149	2,569	19,914,517	0	2.00%	396,735
333	Services	5,575,671	115,023	3,854	5,686,839	0	3.33%	187,521
334	Meters and Meter Installations	2,272,579	235,307	51,060	2,456,826	0	8.33%	196,980
335	Hydrants	2,166,351	27,087	0	2,193,438	0	2.00%	43,598
336	Backflow Prevention Devices	0	0	0	0	0	0.00%	0
339	Other Plant and Misc. Equipment	606,268	5,921	6,000	606,189	441,990	6.67%	10,955
340	Office Furniture and Equipment	181,119	7,077	10,857	177,339	0	6.67%	11,955
340.1	Computer & Software	715,318	15,851	32,787	698,382	147,800	20.00%	111,810
341	Transportation Equipment	696,357	66,854	29,912	733,298	363,195	20.00%	70,326
342	Stores Equipment	2,441	0	0	2,441	0	4.00%	98
343	Tools, Shop and Garage Equipment	97,078	0	0	97,078	0	5.00%	4,854
344	Laboratory Equipment	12,000	0	0	12,000	12,000	10.00%	0
345	Power Operated Equipment	151,457	20,090	0	171,547	0	5.00%	8,075
346	Communication Equipment	125,777	0	0	125,777	0	10.00%	12,578
347	Miscellaneous Equipment	12,938	12,392	0	25,331	0	10.00%	1,913
348	Other Tangible Plant	1,065,652	0	0	1,065,652	770,100	2.47%	7,296
	<b>Subtotal</b>	<b>\$45,782,957</b>	<b>\$917,257</b>	<b>\$240,162</b>	<b>\$46,460,052</b>	<b>\$5,076,508</b>		<b>\$1,374,383</b>

Contribution(s) in Aid of Construction (Gross)  
Less: Non Amortizable Contribution(s)  
Fully Amortized Contribution(s)  
Amortizable Contribution(s)  
Times: Proposed Amortization Rate  
**Amortization of CIAC**

\$18,832,410  
0  
0  
**\$18,832,410**  
3.92%  
\$717,312

**Less: Amortization of CIAC** \$717,312

**DEPRECIATION EXPENSE** \$657,072

**Instructions:** Fill out the Grey Cells with the relevant information. Input 0 or none if there is nothing recorded in that account or there is no applicable information to report.

Community Water Company of Green Valley  
 Annual Report  
 Balance Sheet Assets  
 12/31/18

<b>Balance Sheet Assets</b>				
	<b>Assets</b>		<b>Balance at Beginning of Year (2018)</b>	<b>Balance at End of Year (2018)</b>
<b>Account No.</b>	<b>Current and Accrued Assets</b>			
131	Cash		\$830,401	\$996,821
134	Working Funds		0	0
135	Temporary Cash Investments		2,573,406	3,035,683
141	Customer Accounts Receivable		389,740	343,726
146	Notes Receivable from Associated Companies		0	0
151	Plant Material and Supplies		42,270	42,978
162	Prepayments		25,134	25,411
174	Miscellaneous Current and Accrued Assets		340,621	340,621
	<b>Total Current and Accrued Assets</b>		<b>\$4,201,572</b>	<b>\$4,785,240</b>
<b>Account No.</b>	<b>Fixed Assets</b>			
101	Utility Plant in Service*		\$45,782,957	\$46,460,052
103	Property Held for Future Use		0	0
105	Construction Work in Progress		15,329	100,077
108	Accumulated Depreciation (enter as negative)*		(21,051,315)	(22,189,536)
121	Non-Utility Property		720,394	664,669
122	Accumulated Depreciation - Non Utility		0	0
	<b>Total Fixed Assets</b>		<b>\$25,467,365</b>	<b>\$25,035,262</b>
	<b>Total Assets</b>		<b>\$29,668,937</b>	<b>\$29,820,502</b>

**Instructions:** Fill out the Grey Cells with the relevant information. Input 0 or none if there is nothing recorded in that account or there is no applicable information to report.

\*Note these items feed automatically from AR3 UPIS Page 3

Community Water Company of Green Valley  
 Annual Report  
 Balance Sheet Liabilities and Owners Equity

<b>Balance Sheet Liabilities and Owners Equity</b>				
	<b>Liabilities</b>		<b>Balance at Beginning of Year (2018)</b>	<b>Balance at End of Year (2018)</b>
<b>Account No.</b>	<b>Current Liabilities</b>			
231	Accounts Payable		\$93,037	\$161,549
232	Notes Payable (Current Portion)		104,001	109,283
234	Notes Payable to Associated Companies		0	0
235	Customer Deposits		0	0
236	Accrued Taxes		114,905	115,306
237	Accrued Interest		7,986	7,707
242	Miscellaneous Current and Accrued Liabilities		531,953	558,304
	<b>Total Current Liabilities</b>		<b>\$851,882</b>	<b>\$952,149</b>
	<b>Long Term Debt</b>			
224	Long Term Debt (Notes and Bonds)		\$2,836,933	\$2,735,744
	<b>Deferred Credits</b>			
251	Unamortized Premium on Debt		\$167,657	\$91,764
252	Advances in Aid of Construction		6,967,324	5,969,291
255	Accumulated Deferred Investment Tax Credits		0	0
271	Contributions in Aid of Construction		17,765,131	18,832,410
272	Less: Amortization of Contributions		(7,459,491)	(8,176,803)
281	Accumulated Deferred Income Tax			
	<b>Total Deferred Credits</b>		<b>\$17,440,621</b>	<b>\$16,716,662</b>
	<b>Total Liabilities</b>		<b>\$21,129,436</b>	<b>\$20,404,555</b>
	<b>Capital Accounts</b>			
201	Common Stock Issued		\$48,010	\$48,010
211	Other Paid-In Capital		8,491,491	9,367,937
215	Retained Earnings		0	0
218	Proprietary Capital (Sole Props and Partnerships)		0	0
	<b>Total Capital</b>		<b>\$8,539,501</b>	<b>\$9,415,947</b>
	<b>Total Liabilities and Capital</b>		<b>\$29,668,937</b>	<b>\$29,820,502</b>

**Instructions:** Fill out the Grey Cells with the relevant information. Input 0 or none if there is nothing recorded in that account or there is no applicable information to report.

**Note:** Total liabilities and Capital must match total assets for the beginning and end of the year!

Community Water Company of Green Valley  
Annual Report  
Water Comparative Income Statement  
12/31/18

<b>Water Comparative Income Statement</b>			
Account No.	Calendar Year	Current Year 01/01/2018 - 12/31/2018	Last Year 01/01/2017 - 12/31/2017
	<b>Operating Revenue</b>		
461	Metered Water Revenue	\$4,493,734	4,472,250.92
460	Unmetered Water Revenue	13,643	12,756.75
462	Fire Protection Revenue	0	-
469	Guaranteed Revenues (Surcharges)	0	-
471	Miscellaneous Service Revenues	0	-
474	Other Water Revenue	101,777	131,995.01
	<b>Total Revenues</b>	<b>\$4,609,153</b>	<b>\$4,617,003</b>
	<b>Operating Expenses</b>		
601	Salaries and Wages	\$984,665	932,625.00
604	Employee Pensions and Benefits	148,634	151,371.01
610	Purchased Water		-
615	Purchased Power	270,522	269,664.00
618	Chemicals	30,657	34,671.03
620	Materials and Supplies	2,050	2,087.42
620.1	Repairs and Maintenance	181,838	190,320.03
620.2	Office Supplies and Expense	10,683	13,411.23
630	Contractual Services		-
631	Contractual Services -Engineering	26,000	25,780.00
632	Contractual Services - Accounting	38,844	34,777.43
633	Contractual Services - Legal	34,888	22,665.00
634	Contractual Services - Management Fees	0	-
635	Contractual Services - Water Testing	9,130	6,862.00
636	Contractual Services - Other	203,461	191,745.07
640	Rents		-
641	Rental of Building/Real Property		-
642	Rental of Equipment		-
650	Transportation Expenses	64,001	51,598.15
657	Insurance - General Liability	60,027	60,417.61
657.1	Insurance - Health and Life	197,561	180,990.54
665	Regulatory Commission Expense - Rate	36,000	36,000.00
670	Bad Debt Expense	3,034	3,799.04
675	Miscellaneous Expense	100,155	102,675.30
403	Depreciation Expense (From Schedule AR4)	657,072	759,639.96
408	Taxes Other Than Income	407,252	397,541.70
408.11	Property Taxes	159,174	163,115.69
409	Income Taxes	0	-
427.1	Customer Security Deposit Interest	801	925.33
	<b>Total Operating Expenses</b>	<b>\$3,626,449</b>	<b>\$3,632,683</b>
	<b>Operating Income / (Loss)</b>	<b>\$982,704</b>	<b>\$984,320</b>
	<b>Other Income / (Expense)</b>		
419	Interest and Dividend Income	50,010	\$21,923
421	Non-Utility Income	70,268	5,028
426	Miscellaneous Non-Utility (Expense)	(125,077)	(117,144)
427	Interest (Expense)	(176,570)	(182,386)
	<b>Total Other Income / (Expense)</b>	<b>(\$181,369)</b>	<b>(\$272,579)</b>
	<b>Net Income / (Loss)</b>	<b>\$801,335</b>	<b>\$711,741</b>

**Instructions:** Fill out the Grey Cells with the relevant information. Input 0 or none if there is nothing recorded in that account or there is no applicable information to report.

Community Water Company of Green Valley  
 Annual Report  
 Supplemental Financial Data (Long-Term Debt)  
 12/31/18

Supplemental Financial Data (Long-Term Debt)				
	Loan #1	Loan #2	Loan #3	Loan #4
Date Issued	11/14/2015			
Source of Loan	Compass Bank			
ACC Decision No.	74809			
Reason for Loan	Refinancing Loan			
Dollar Amt. Issued	\$3,234,208			
Amount Outstanding	\$2,897,294			
Date of Maturity	11/14/2029			
Interest Rate	5.68%			
Current Year Interest	176,570			
Current Year Principal	104,001			

Meter Deposit Balance at Test Year End:	16,468
---	--------

Meter Deposits Refunded During the Test Year:	\$7,236
---	---------

**List all bonds, notes, loans, and other types of indebtedness in which the proceeds were used in the provision of public utility service. Indebtedness incurred for personal uses by the owner of the utility should not be listed. Input 0 or none if there is nothing to report for that cell.**



Well and Water Usage									
Name of the System:		COMMUNITY WATER CO OF GREEN VALLEY							
ADEQ Public Water System Number:		AZ0410004							
ADWR PCC Number:		91-000413.0000							
Well registry 55# (55-XXXXXX):	Pump Horsepower	Pump Yield (gpm)	Casing Depth (feet)	Casing Diameter (inches)	Pump Motor Type **	Year Drilled	Meter Size (inches)	How measured:	Active
55-627485	250	500	837	16	Deep Well Turb.	1977	12	Metered	Yes
55-588121	250	1,000	980	20	Deep Well Turb.	2001	12	Metered	Yes
55-207982	400	2,300	1,130	18	Deep Well Turb.	2005	8	Metered	Yes
55-608518	350	2,300	2,516	20	Deep Well Turb.	1964	8	Metered	Yes
0	0	0	0	0	0	0	0	0	0
0	0	0	0	0	0	0	0	0	0
0	0	0	0	0	0	0	0	0	0
0	0	0	0	0	0	0	0	0	0
0	0	0	0	0	0	0	0	0	0
0	0	0	0	0	0	0	0	0	0
0	0	0	0	0	0	0	0	0	0
0	0	0	0	0	0	0	0	0	0
0	0	0	0	0	0	0	0	0	0
0	0	0	0	0	0	0	0	0	0
0	0	0	0	0	0	0	0	0	0
0	0	0	0	0	0	0	0	0	0
0	0	0	0	0	0	0	0	0	0
0	0	0	0	0	0	0	0	0	0
0	0	0	0	0	0	0	0	0	0
0	0	0	0	0	0	0	0	0	0

Name of system water delivered to: community water co of green valley  
 ADWR PCC Number: n/a  
 Source of water delivered to another system: Ground Water

Name of system water received from: community water co of green valley  
 ADWR PCC Number: n/a  
 Source of water received: Ground Water  
 Well registry 55# (55-XXXXXX): n/a

Month	Water withdrawn (acre ft) <sup>1</sup>	Water sold (acre ft) <sup>2</sup>	Water delivered (sold) to other systems (acre ft) <sup>3</sup>	Water received (purchased) from other systems (acre ft) <sup>4</sup>	Estimated authorized use (acre ft) <sup>5</sup>	Purchased Power Expense <sup>6</sup>	Purchased Power (kWh) <sup>7</sup>
January	207	182	0	0	0	\$19,100	248,620
February	181	175	0	0	0	16,550	216,040
March	193	167	0	0	0	18,814	246,660
April	229	204	0	0	0	22,004	263,300
May	234	208	0	0	0	29,895	298,100
June	213	217	0	0	0	27,026	269,200
July	211	201	0	0	0	24,117	238,280
August	181	191	0	0	0	25,174	250,080
September	207	182	0	0	0	20,767	222,580
October	167	165	0	0	0	15,986	211,900
November	182	162	0	0	0	18,525	245,320
December	176	171	0	0	0	17,180	226,080
<b>Totals</b>	<b>2,381</b>	<b>2,224</b>	<b>0</b>	<b>0</b>	<b>0</b>	<b>\$255,138</b>	<b>2,936,160</b>

If applicable, in the space below please provide a description for all un-metered water use along with amounts:

Instructions: Fill out the Grey Cells with the relevant information. Input 0 or none if there is nothing recorded in that account or there is no applicable information to report.

- 1 Water withdrawn - Total acre feet of water withdrawn from pumped sources.
- 2 Water sold - Total acre feet from customer meters, and other sales such as construction water.
- 3 Water delivered (sold) to other systems - Total acre feet of water delivered to other systems.
- 4 Water received (purchased) from other systems - Total acre feet of water purchased/received from other systems.
- 5 Estimated authorized use - Total estimated acre feet from authorized metered or unmetered use. Authorized uses such as flushing (mains, services and hydrants) draining/cleaning tanks, process, construction, fire fighting, etc. Non-authorized use (real losses) are service line breaks and leaks, water main breaks, meter inaccuracies and theft.
- 6 Enter the total purchased power costs for the power meters associated with this system.
- 7 Enter the total purchased kWh used by the power meters associated with this system.

**Water Utility Plant Description**

Name of the System:	COMMUNITY WATER CO OF GREEN VALLEY	
ADEQ Public Water System Number:	AZ0410004	
ADWR PCC Number:	91-000413.0000	

MAINS		
Sizes (inches)	Material	Length (feet)
1.50	CU & PVC	2,020
2.00	CU & PVC	7,530
3.00	CU & PVC	7,907
4.00	CA & DI	39,310
6.00	CA & DI	299,375
8.00	CA & DI	236,562
10.00	CA & DI	6,799
12.00	CA & DI	112,509
16.00	CA & DI	45,450
0.00	0.00	0.00
0.00	0.00	0.00
0.00	0.00	0.00
0.00	0.00	0.00
0.00	0.00	0.00

CUSTOMER METERS	
Size (inches)	Quantity
5/8 X 3/4	10,267
0.75	104
1	520
1.5	84
2	143
Turbine 2	19
Compound 2	8
3	1
Turbine 3	16
Compound 3	2
Turbine 4	1
na	0
na	0
na	0
na	0
na	0
na	0

SERVICE LINES	
Material	Percent of system
Material	Percent of system
Black poly	78%
Copper	15%
PVC	7%
NA	0%

BOOSTER PUMPS		
Horsepower	GPM	Quantity
100	625	5
125	575	5
30	600	1
152	110	1

FIRE HYDRANTS	
Type	Quantity
Standard *	1,039
Other	0

STORAGE TANKS		
Capacity (gallons)	Material	Quantity
1,000,000	Concrete/Steel	2
2,000,000	Steel	2
300,000	Steel	2
0	0	0
0	0	0
0	0	0

PRESSURE/BLADDER TANKS		
Capacity (gallons)	Material	Quantity
7,500	Steel	1
5,000	Steel	2
0	0	0
0	0	0
0	0	0
0	0	0

**Instructions:** Fill out the Grey Cells with the relevant information. Input 0 or none if there is nothing recorded in that account or there is no applicable information to report. Copy and paste this sheet as many times as is necessary.

\* A standard fire hydrant has two 2.5 inch hose connection nozzles with 7.5 threads per inch, and one 4.5 inch pumper connection nozzle with 4 threads per inch.

**Water Utility Plant Description (Continued)**

For the following three items, list the utility owned assets in each category for each system.

<b>TREATMENT EQUIPMENT:</b>	4 Arsenic treatment plants
<b>STRUCTURES:</b>	Office, Warehouse, and Storage Building
<b>OTHER:</b>	Flatbed and 2 Dump Trailers, 14 Service Trucks, 2 Office Vehicles, Dump Truck, Mini-Excavator and 2 Backhoes, 2 Equipment Trailers / Air Compressors, Welding and Asphalt Saw Trailer, Valve Operating Truck.

**Instructions:** Fill out the Grey Cells with the relevant information. Input 0 or none if there is nothing recorded in that account or there is no applicable information to report. Copy and paste this sheet as many times as is necessary.

Customer and Other Information	
Name of the System:	COMMUNITY WATER CO OF GREEN VALLEY
ADEQ Public Water System Number:	AZ0410004
ADWR PCC Number:	91-000413.0000

Month	Number of Customers				
	Single-Family	Multi-Family	Commercial	Turf/Irrigation	Other Non-Residential
January	7,356	2,853	276	115	19
February	7,390	2,903	276	114	17
March	7,414	2,916	273	113	18
April	7,416	2,912	276	120	20
May	7,300	2,736	278	122	20
June	7,143	2,521	274	126	21
July	7,058	2,422	273	125	16
August	7,019	2,410	273	116	18
September	7,036	2,432	277	117	18
October	7,136	2,498	278	112	17
November	7,259	2,630	273	114	19
December	7,359	2,741	276	113	18

If the system has fire hydrants, what is the fire flow requirements?  GPM for  hrs.

Does the system have chlorination treatment?

Does the Company have an ADWR Gallons Per Capita Per Day (GCPCPD) requirement?   
 If yes, provide the GCPCPD amount:

Is the Water Utility located in an ADWR Active Management Area (AMA)?   
 If yes, which AMA?

**Instructions:** Fill out the Grey Cells with the relevant information. Input 0 or none if there is nothing recorded in that account or there is no applicable information to report. Copy and paste this sheet as many times as is necessary.

Property Taxes	
Amount of actual property taxes paid during Calendar Year 2018 was	\$160,598

If no property taxes paid, explain why. NA
---

**Instructions:** Fill out the Grey Cells with the relevant information. Input 0 or none if there is nothing recorded in that account or there is no applicable information to report.

Verification and Sworn Statement (Taxes)

Verification: State of Arizona, the undersigned of the  
(state name)

County of (county name): Pima  
Name (owner or official) title: Pierre Hanhart  
Company name: Community Water Company of Green Valley

DO SAY THAT THIS ANNUAL UTILITY PROPERTY TAX AND SALES TAX REPORT TO THE ARIZONA CORPORATION COMMISSION.

FOR THE YEAR ENDING: 12/31/18


HAS BEEN PREPARED UNDER MY DIRECTION, FROM THE ORIGINAL BOOKS, PAPERS AND RECORDS OF SAID UTILITY; THAT I HAVE CAREFULLY EXAMINED THE SAME, AND DECLARE THE SAME TO BE A COMPLETE AND CORRECT STATEMENT OF BUSINESS AND AFFAIRS OF SAID UTILITY FOR THE PERIOD COVERED BY THIS REPORT IN RESPECT TO EACH AND EVERY MATTER AND THING SET FORTH, TO THE BEST OF MY KNOWLEDGE, INFORMATION AND BELIEF.

Sworn Statement: I HEREBY ATTEST THAT ALL PROPERTY TAXES FOR SAID COMPANY ARE CURRENT AND PAID IN FULL.

I HEREBY ATTEST THAT ALL SALES TAXES FOR SAID COMPANY ARE CURRENT AND PAID IN FULL.

P. Hanhart  
signature of owner/official  
520-625-8409 ext 117  
telephone no.

SUBSCRIBED AND SWORN TO BEFORE ME A NOTARY PUBLIC  
IN AND FOR THE COUNTY Santa Cruz Co.  
(county name)  
THIS 15<sup>th</sup> DAY OF April 2019  
(month) and (year)  
MY COMMISSION EXPIRES 12-31-19  
(date)



Maria C Tesc  
(signature of notary public)

**Verification and Sworn Statement**

**Verification:**

State of Arizona I, the undersigned of the  
(state name)  
County of (county name): Pima  
Name (owner or official) title: Pierre Hanhart  
Company name: Community Water Company of Green Valley

RECEIVED  
UTILITIES DIVISION  
2019 APR 17 A 8:33  
ARIZONA CORPORATION  
COMMISSION

DO SAY THAT THIS ANNUAL UTILITY PROPERTY TAX AND SALES TAX REPORT TO THE ARIZONA CORPORATION COMMISSION.

FOR THE YEAR ENDING: 12/31/18

HAS BEEN PREPARED UNDER MY DIRECTION, FROM THE ORIGINAL BOOKS, PAPERS AND RECORDS OF SAID UTILITY; THAT I HAVE CAREFULLY EXAMINED THE SAME, AND DECLARE THE SAME TO BE A COMPLETE AND CORRECT STATEMENT OF BUSINESS AND AFFAIRS OF SAID UTILITY FOR THE PERIOD COVERED BY THIS REPORT IN RESPECT TO EACH AND EVERY MATTER AND THING SET FORTH, TO THE BEST OF MY KNOWLEDGE, INFORMATION AND BELIEF.


**Sworn Statement:** IN ACCORDANCE WITH THE REQUIREMENTS OF TITLE 40, ARTICLE 8, SECTION 40-401, ARIZONA REVISED STATUTES, IT IS HEREIN REPORTED THAT THE GROSS OPERATING REVENUE OF SAID UTILITY DERIVED FROM ARIZONA INTRASTATE UTILITY OPERATIONS DURING THE CALENDAR YEAR WAS:

Arizona Intrastate Gross Operating Revenues Only (\$)  
\$4,609,154  
(The amount in the box above includes  
\$291,599 in sales taxes  
billed or collected)

A Hanhart  
signature of owner/official  
520-625-8409 ext 117  
telephone no.

SUBSCRIBED AND SWORN TO BEFORE ME A NOTARY PUBLIC  
IN AND FOR THE COUNTY Santa Cruz Co  
THIS 15<sup>th</sup> DAY OF April 2019  
(county name) (month) and (year)

MY COMMISSION EXPIRES 12-3-19  
(date)



Maria C Teso  
(signature of notary public)



**Verification and Sworn Statement (Residential Revenue)**

**Verification:**

State of Arizona I, the undersigned of the  
(state name)

County of (county name): Pima  
Name (owner or official) title: Pierre Hanhart  
Company name: Community Water Company of Green Valley

RECEIVED  
UTILITIES DIVISION

2019 APR 17 A 3:33

ARIZONA CORPORATION  
COMMISSION

DO SAY THAT THIS ANNUAL UTILITY PROPERTY TAX AND SALES TAX REPORT TO THE ARIZONA CORPORATION COMMISSION.

FOR THE YEAR ENDING: 12/31/18

HAS BEEN PREPARED UNDER MY DIRECTION, FROM THE ORIGINAL BOOKS, PAPERS AND RECORDS OF SAID UTILITY; THAT I HAVE CAREFULLY EXAMINED THE SAME, AND DECLARE THE SAME TO BE A COMPLETE AND CORRECT STATEMENT OF BUSINESS AND AFFAIRS OF SAID UTILITY FOR THE PERIOD COVERED BY THIS REPORT IN RESPECT TO EACH AND EVERY MATTER AND THING SET FORTH, TO THE BEST OF MY KNOWLEDGE, INFORMATION AND BELIEF.

**Sworn Statement:** IN ACCORDANCE WITH THE REQUIREMENTS OF TITLE 40, ARTICLE 8, SECTION 40-401, ARIZONA REVISED STATUTES, IT IS HEREIN REPORTED THAT THE GROSS OPERATING REVENUE OF SAID UTILITY DERIVED FROM ARIZONA INTRASTATE UTILITY OPERATIONS RECEIVED FROM RESIDENTIAL CUSTOMERS DURING THE CALENDAR YEAR WAS:

Arizona Intrastate Gross Operating Revenues Only (\$)

\$3,731,171

(The amount in the box above includes

\$233,993 in sales taxes  
billed or collected)

*P. Hanhart*

signature of owner/official

520-625-8409 ext 117

telephone no.

SUBSCRIBED AND SWORN TO BEFORE ME A NOTARY PUBLIC  
IN AND FOR THE COUNTY

Santa Cruz County  
(county name)

THIS


15th

DAY OF

April 2019  
(month) and (year)

MY COMMISSION EXPIRES

12-3-19  
(date)



*Maria C Teso*  
(signature of notary public)