

**RECEIVED  
BY EMAIL**

**4/14/2022, 4:42 PM**

**ARIZONA CORPORATION COMMISSION  
UTILITIES DIVISION**

**ANNUAL REPORT**

Of

Company Name:   
1451 S La Canada Dr PMB #7

Mailing Address: Green Valley AZ  
85622-1600

Docket No.: W-02304A  
For the Year Ended:

**WATER UTILITY**

To

Arizona Corporation Commission

**Due on April 15th**

Email: Util-Compliance@azcc.gov, mail or deliver the completed Annual Report to:  
Arizona Corporation Commission  
Compliance Section - Utilities Division  
1200 West Washington Street  
Phoenix, Arizona 85007

Application Type:   
Application Date:

ARIZONA CORPORATION COMMISSION  
 WATER UTILITY ANNUAL REPORT  
 Community Water Company of Green Valley  
 A Class **B** Utility

For the Calendar Year Ended: 12/31/21

Primary Address: 1501 S La Canada Dr  
 City: Green Valley State: Arizona Zip Code: 85622

Telephone Number: 520-625-8409

Date of Original Organization of Utility: 6/10/1977

Person to whom correspondence should be addressed concerning this report:

Name: Pierre Hanhart  
 Telephone No. : 520-625-8409  
 Address: 1451 S La Canada Dr #7  
 City: Green Valley State: Arizona Zip Code: 85622  
 Email: [pierre@communitywater.com](mailto:pierre@communitywater.com)

None

Name: None  
 Telephone No. : None  
 Address: None  
 City: None State: None Zip Code: None  
 Email: None

None

Name: None  
 Telephone No. : None  
 Address: None  
 City: None State: None Zip Code: None  
 Email: None

None

Name: None  
 Telephone No. : None  
 Address: None  
 City: None State: None Zip Code: None  
 Email: None

NA

Name: N/A  
 Telephone No. : N/A  
 Address: N/A  
 City: N/A State: Arizona Zip Code: N/A  
 Email: N/A

Ownership: Association--Cooperative

Counties Served: Pima

<b>Important changes during the year</b>
--

N/A	For those companies not subject to the affiliated interest rules, has there been a change in ownership or direct control during the year?
	If yes, please provide specific details in the box below.
	None

N/A	Has the company been notified by any other regulatory authorities during the year, that they are out of compliance?
	If yes, please provide specific details in the box below.
	None

Community Water Company of Green Valley  
Annual Report  
Utility Plant in Service (Water)  
12/31/21

Utility Plant in Service (Water)							
Account No.	Description	Beginning Year Original Cost	Current Year Additions	Current Year Retirements	Adjusted Original Cost	Accumulated Depreciation	OCLD (OC less AD)
301	Organization	\$47,863	\$0	\$0	\$47,863	\$47,588	\$275
302	Franchises	244	0	0	244	136	108
303	Land and Land Rights	170,589	0	0	170,589	0	170,589
304	Structures and Improvements	171,956	0	0	171,956	88,915	83,042
305	Collecting & Improving Reservoirs	0	0	0	0	0	0
306	Lake, River, Canal Intakes	0	0	0	0	0	0
307	Wells and Springs	2,039,373	0	0	2,039,373	850,724	1,188,649
308	Infiltration Galleries	0	0	0	0	0	0
309	Supply Mains	0	0	0	0	0	0
310	Power Generation Equipment	0	0	0	0	0	0
311	Pumping Equipment	3,589,180	121,094	48,102	3,662,171	3,662,171	0
320	Water Treatment Equipment	4,630,002	139,891	91,651	4,678,242	1,829,401	2,848,842
320.1	Water Treatment Plants	0	0	0	0	0	0
320.2	Solution Chemical Feeders	0	0	0	0	0	0
320.3	Point-of-Use Treatment Devices	0	0	0	0	0	0
330	Distribution Reservoirs and Standpipes	2,093,718	0	3,795	2,089,923	697,728	1,392,194
330.1	Storage Tanks	0	0	0	0	0	0
330.2	Pressure Tanks	0	0	0	0	0	0
331	Transmission and Distribution Mains	20,498,712	78,421	658	20,576,475	8,927,298	11,649,177
333	Services	5,854,906	78,677	3,959	5,929,624	3,271,959	2,657,665
334	Meters and Meter Installations	2,868,236	35,485	21,137	2,882,584	1,612,535	1,270,049
335	Hydrants	2,241,500	10,110	0	2,251,610	994,416	1,257,194
336	Backflow Prevention Devices	0	0	0	0	0	0
339	Other Plant and Misc. Equipment	615,536	13,842	3,311	626,068	626,068	(0)
340	Office Furniture and Equipment	183,224	0	0	183,224	121,755	61,469
340.1	Computer & Software	810,867	36,676	3,979	843,564	843,901	(337)
341	Transportation Equipment	541,085	74,825	0	615,909	615,909	(0)
342	Stores Equipment	2,441	0	0	2,441	2,385	56
343	Tools, Shop and Garage Equipment	97,078	2,283	0	99,361	67,141	32,220
344	Laboratory Equipment	12,000	0	0	12,000	12,000	0
345	Power Operated Equipment	173,137	2,535	0	175,672	82,528	93,144
346	Communication Equipment	127,983	38,181	34,898	131,266	106,048	25,219
347	Miscellaneous Equipment	287,956	0	0	287,956	174,772	113,184
348	Other Tangible Plant	1,090,982	0	0	1,090,982	1,080,293	10,690
	<b>Totals</b>	<b>\$48,148,567</b>	<b>\$632,020</b>	<b>\$211,489</b>	<b>\$48,569,098</b>	<b>\$25,715,670</b>	<b>\$22,853,428</b>

Community Water Company of Green Valley  
Annual Report  
Depreciation Expense for the Current Year (Water)  
12/31/21

Depreciation Expense for the Current Year (Water)									
Account No.	Description	Beginning Year Original Cost	Current Year Additions	Current Year Retirements	Adjusted Original Cost	Fully Depreciated/Non-depreciable Plant	Depreciable Plant	Depreciation Percentages	Depreciation Expense
301	Organization	\$47,863	\$0	\$0	\$47,863	0	\$47,863	0.00%	\$0
302	Franchises	244	0	0	244	0	244	0.00%	0
303	Land and Land Rights	170,589	0	0	170,589	0	170,589	0.00%	0
304	Structures and Improvements	171,956	0	0	171,956	0	171,956	3.33%	5,726
305	Collecting & Improving Reservoirs	0	0	0	0	0	0	0.00%	0
306	Lake, River, Canal Intakes	0	0	0	0	0	0	0.00%	0
307	Wells and Springs	2,039,373	0	0	2,039,373	0	2,039,373	3.33%	67,911
308	Infiltration Galleries	0	0	0	0	0	0	0.00%	0
309	Supply Mains	0	0	0	0	0	0	0.00%	0
310	Power Generation Equipment	0	0	0	0	0	0	0.00%	0
311	Pumping Equipment	3,589,180	121,094	48,102	3,662,171	2,656,923	1,005,248	12.50%	121,094
320	Water Treatment Equipment	4,630,002	139,891	91,651	4,678,242	0	4,678,242	3.33%	154,982
320.1	Water Treatment Plants	0	0	0	0	0	0	0.00%	0
320.2	Solution Chemical Feeders	0	0	0	0	0	0	0.00%	0
320.3	Point-of-Use Treatment Devices	0	0	0	0	0	0	0.00%	0
330	Distribution Reservoirs and Standpipes	2,093,718	0	3,795	2,089,923	0	2,089,923	2.22%	46,438
330.1	Storage Tanks	0	0	0	0	0	0	0.00%	0
330.2	Pressure Tanks	0	0	0	0	0	0	0.00%	0
331	Transmission and Distribution Mains	20,498,712	78,421	658	20,576,475	0	20,576,475	2.00%	410,752
333	Services	5,854,906	78,677	3,959	5,929,624	0	5,929,624	3.33%	196,212
334	Meters and Meter Installations	2,868,236	35,485	21,137	2,882,584	0	2,882,584	8.33%	239,522
335	Hydrants	2,241,500	10,110	0	2,251,610	0	2,251,610	2.00%	44,931
336	Backflow Prevention Devices	0	0	0	0	0	0	0.00%	0
339	Other Plant and Misc. Equipment	615,536	13,842	3,311	626,068	413,270	212,798	6.67%	13,842
340	Office Furniture and Equipment	183,224	0	0	183,224	0	183,224	6.67%	12,221
340.1	Computer & Software	810,867	36,676	3,979	843,564	338,245	505,319	20.00%	97,794
341	Transportation Equipment	541,085	74,825	0	615,909	204,374	411,535	20.00%	74,825
342	Stores Equipment	2,441	0	0	2,441	0	2,441	4.00%	98
343	Tools, Shop and Garage Equipment	97,078	2,283	0	99,361	0	99,361	5.00%	4,911
344	Laboratory Equipment	12,000	0	0	12,000	12,000	0	10.00%	0
345	Power Operated Equipment	173,137	2,535	0	175,672	0	175,672	5.00%	8,720
346	Communication Equipment	127,983	38,181	34,898	131,266	0	131,266	10.00%	12,962
347	Miscellaneous Equipment	287,956	0	0	287,956	0	287,956	5.00%	14,398
348	Other Tangible Plant	1,090,982	0	0	1,090,982	1,065,652	25,330	10.00%	2,533
	<b>Subtotal</b>	<b>\$48,148,567</b>	<b>\$632,020</b>	<b>\$211,489</b>	<b>\$48,569,098</b>	<b>\$4,690,464</b>	<b>\$43,878,634</b>		<b>\$1,529,873</b>

Contribution(s) in Aid of Construction (Gross) \$22,033,814  
Less: Non Amortizable Contribution(s) 0  
Fully Amortized Contribution(s) 597,285  
Amortizable Contribution(s) \$21,436,529  
Times: Proposed Amortization Rate 3.92%  
**Amortization of CIAC** \$840,312

**Less: Amortization of CIAC** \$840,312  
**DEPRECIATION EXPENSE** \$689,561

Community Water Company of Green Valley  
 Annual Report  
 Balance Sheet Assets  
 12/31/21

Balance Sheet Assets				
	Assets		Balance at Beginning of Year (2021)	Balance at End of Year (2021)
Account No.	<b>Current and Accrued Assets</b>			
131	Cash		\$716,419	\$1,169,493
134	Working Funds		0	0
135	Temporary Cash Investments		3,104,785	3,081,048
141	Customer Accounts Receivable		371,574	388,067
146	Notes Receivable from Associated Companies		0	0
151	Plant Material and Supplies		47,026	43,670
162	Prepayments		66,025	40,339
174	Miscellaneous Current and Accrued Assets		340,621	340,621
	<b>Total Current and Accrued Assets</b>		<b>\$4,646,450</b>	<b>\$5,063,238</b>
Account No.	<b>Fixed Assets</b>			
101	Utility Plant in Service*		\$48,148,567	\$48,569,098
103	Property Held for Future Use		0	0
105	Construction Work in Progress		0	116,972
108	Accumulated Depreciation (enter as negative)*		(24,397,285)	(25,715,670)
121	Non-Utility Property		767,908	848,365
122	Accumulated Depreciation - Non Utility		0	0
	<b>Total Fixed Assets</b>		<b>\$24,519,191</b>	<b>\$23,818,765</b>
	<b>Total Assets</b>		<b>\$29,165,640</b>	<b>\$28,882,004</b>

\*Note these items feed automatically from AR3 UPIS Page 4

Community Water Company of Green Valley  
Annual Report  
Balance Sheet Liabilities and Owners Equity

<b>Balance Sheet Liabilities and Owners Equity</b>				
	<b>Liabilities</b>		Balance at Beginning of Year (2021)	Balance at End of Year (2021)
<b>Account No.</b>	<b>Current Liabilities</b>			
231	Accounts Payable		\$426,219	\$240,012
232	Notes Payable (Current Portion)		123,541	130,857
234	Notes Payable to Associated Companies		0	0
235	Customer Deposits		13,681	13,866
236	Accrued Taxes		118,439	115,510
237	Accrued Interest		7,100	7,414
242	Miscellaneous Current and Accrued Liabilities		458,480	556,771
	<b>Total Current Liabilities</b>		<b>\$1,147,459</b>	<b>\$1,064,430</b>
	<b>Long Term Debt</b>			
224	Long Term Debt (Notes and Bonds)		\$2,511,305	\$2,388,543
	<b>Deferred Credits</b>			
251	Unamortized Premium on Debt		\$421,513	\$251,363
252	Advances in Aid of Construction		4,362,199	2,305,971
255	Accumulated Deferred Investment Tax Credits		0	0
271	Contributions in Aid of Construction		20,609,834	22,033,814
272	Less: Amortization of Contributions		(9,702,779)	(9,616,445)
281	Accumulated Deferred Income Tax		0	0
	<b>Total Deferred Credits</b>		<b>\$15,690,767</b>	<b>\$14,974,703</b>
	<b>Total Liabilities</b>		<b>\$19,349,531</b>	<b>\$18,427,675</b>
	<b>Capital Accounts</b>			
201	Common Stock Issued		\$48,010	\$48,010
211	Other Paid-In Capital		9,768,099	10,406,318
215	Retained Earnings		0	0
218	Proprietary Capital (Sole Props and Partnerships)		0	0
	<b>Total Capital</b>		<b>\$9,816,109</b>	<b>\$10,454,328</b>
	<b>Total Liabilities and Capital</b>		<b>\$29,165,640</b>	<b>\$28,882,004</b>

**Note: Total liabilities and Capital must match total assets for the beginning and end of the year!**

Community Water Company of Green Valley  
Annual Report  
Water Comparative Income Statement  
12/31/21

<b>Water Comparative Income Statement</b>			
Account No.	Calendar Year	Current Year 01/01/2021 -	Last Year 01/01/2020 - 12/31/2020
	<b>Operating Revenue</b>		
461	Metered Water Revenue	\$4,555,584	\$4,571,692
460	Unmetered Water Revenue	12,444	13,895
462	Fire Protection Revenue	0	0
469	Guaranteed Revenues (Surcharges)	0	0
471	Miscellaneous Service Revenues	105,908	112,803
474	Other Water Revenue	0	0
	<b>Total Revenues</b>	<b>\$4,673,936</b>	<b>\$4,698,390</b>
	<b>Operating Expenses</b>		
601	Salaries and Wages	\$1,136,100	\$1,157,138
604	Employee Pensions and Benefits	195,504	179,650
610	Purchased Water	0	0
615	Purchased Power	293,264	292,515
618	Chemicals	31,286	35,123
620	Materials and Supplies	5,917	7,611
620.1	Repairs and Maintenance	237,313	259,083
620.2	Office Supplies and Expense	13,000	16,426
630	Contractual Services	0	0
631	Contractual Services - Engineering	0	1,299
632	Contractual Services - Accounting	30,934	31,254
633	Contractual Services - Legal	11,477	22,848
634	Contractual Services - Management Fees	0	0
635	Contractual Services - Water Testing	7,034	12,560
636	Contractual Services - Other	268,651	245,152
640	Rents	0	0
641	Rental of Building/Real Property	0	0
642	Rental of Equipment	0	0
650	Transportation Expenses	66,724	60,904
657	Insurance - General Liability	73,621	65,131
657.1	Insurance - Health and Life	227,994	220,658
665	Regulatory Commission Expense - Rate	0	29,796
670	Bad Debt Expense	2,813	2,718
675	Miscellaneous Expense	74,503	118,163
403	Depreciation Expense (From Schedule AR4)	689,561	881,231
408	Taxes Other Than Income	423,556	421,870
408.11	Property Taxes	178,205	169,401
409	Income Taxes	0	0
427.1	Customer Security Deposit Interest	2,104	5,762
	<b>Total Operating Expenses</b>	<b>\$3,969,561</b>	<b>\$4,236,291</b>
	<b>Operating Income / (Loss)</b>	<b>\$704,375</b>	<b>\$462,099</b>
	<b>Other Income / (Expense)</b>		
419	Interest and Dividend Income	\$19,485	\$42,418
421	Non-Utility Income	77,961	64,514
426	Miscellaneous Non-Utility (Expense)	(148,530)	(126,723)
427	Interest (Expense)	(157,823)	(163,449)
	<b>Total Other Income / (Expense)</b>	<b>(\$208,907)</b>	<b>(\$183,239)</b>
	<b>Net Income / (Loss)</b>	<b>\$495,468</b>	<b>\$278,860</b>



Community Water Company of Green Valley  
 Annual Report  
 Full time equivalent employees  
 12/31/21

**Full time equivalent employees**

	Direct Company	Allocated	Outside service	Total
President	1.0	0.0	0.0	1.0
Vice-president	0.0	0.0	0.0	0.0
Manager	0.0	0.0	0.0	0.0
Engineering Staff	0.0	0.0	0.0	0.0
System Operator(s)	12.7	0.0	0.0	12.7
Meter reader	0.0	0.0	0.0	0.0
Customer Service	3.0	0.0	0.0	3.0
Accounting	1.8	0.0	0.0	1.8
Business Office	1.0	0.0	0.0	1.0
Rates Department	0.0	0.0	0.0	0.0
Administrative Staff	1.0	0.0	0.0	1.0
Other	0.0	0.0	0.0	0.0
<b>Total</b>	20.5	0.0	0.0	20.5

Community Water Company of Green Valley  
 Annual Report  
 Supplemental Financial Data (Long-Term Debt)  
 12/31/21

<b>Supplemental Financial Data (Long-Term Debt)</b>				
	Loan #1	Loan #2	Loan #3	Loan #4
Date Issued	11/14/2015	none	none	none
Source of Loan	Compass Bank	none	none	none
ACC Decision No.	74809	none	none	none
Reason for Loan	Refinancing Loan	none	none	none
Dollar Amt. Issued	\$3,234,208	none	none	none
Amount Outstanding	\$2,523,334	none	none	none
Date of Maturity	11/14/2029	none	none	none
Interest Rate	5.68%	none	none	none
Current Year Interest	\$149,729	none	none	none
Current Year Principal	\$123,541	none	none	none

Meter Deposit Balance at Test Year End:	\$11,834
---	----------

Meter Deposits Refunded During the Test Year:	\$2,445
---	---------

**List all bonds, notes, loans, and other types of indebtedness in which the proceeds were used in the provision of public utility service. Indebtedness incurred for personal uses by the owner of the utility should not be listed. Input 0 or none if there is nothing to report for that cell.**

**Well and Water Usage**

Name of the System: COMMUNITY WATER CO OF GREEN VALLEY											
ADEQ Public Water System Number			AZ0410004								
ADWR PCC Number:			91-000413.0000								
Well registry 55# (55-XXXXXX):	Pump Horsepower	Pump Yield (gpm)	Casing Depth (feet)	Casing Diameter (inches)	Pump Motor Type **	Year Drilled	Water level 2011	Water level 2021	Meter Size (inches)	How measured:	Active
55-627485	250	1,100	837	12	Deep Well Turb.	1977	256	308	8	Metered	Yes
55-588121	300	1,100	980	20	Deep Well Turb.	2001	313	357	8	Metered	Yes
55-207982	400	2,200	1,130	18	Deep Well Turb.	2005	203	236	8	Metered	Yes
55-608518	350	2,200	2,516	20	Deep Well Turb.	1964	286	293	8	Metered	Yes
None	None	None	None	None	None	None	None	None	None	None	None
None	None	None	None	None	None	None	None	None	None	None	None
None	None	None	None	None	None	None	None	None	None	None	None
None	None	None	None	None	None	None	None	None	None	None	None
None	None	None	None	None	None	None	None	None	None	None	None
None	None	None	None	None	None	None	None	None	None	None	None
None	None	None	None	None	None	None	None	None	None	None	None
None	None	None	None	None	None	None	None	None	None	None	None
None	None	None	None	None	None	None	None	None	None	None	None
None	None	None	None	None	None	None	None	None	None	None	None
None	None	None	None	None	None	None	None	None	None	None	None
None	None	None	None	None	None	None	None	None	None	None	None
None	None	None	None	None	None	None	None	None	None	None	None
None	None	None	None	None	None	None	None	None	None	None	None
None	None	None	None	None	None	None	None	None	None	None	None
None	None	None	None	None	None	None	None	None	None	None	None
None	None	None	None	None	None	None	None	None	None	None	None

Name of system water delivered to:	None
ADWR PCC Number:	None
Source of water delivered to another system	None
Name of system water received from	None
ADWR PCC Number:	None
Source of water received	None
Well registry 55# (55-XXXXXX):	None

Month	Water withdrawn (gallons) <sup>1</sup>	Water sold (gallons) <sup>2</sup>	Water delivered (sold) to other systems (gallons) <sup>3</sup>	Water received (purchased) from other systems (gallons) <sup>4</sup>	Estimated authorized use (gallons) <sup>5</sup>	Purchased Power Expense <sup>6</sup>	Purchased Power (kWh) <sup>7</sup>
January	60,639,500.00	59,481,600.00	0.00	0.00	0.00	\$18,454	240,527
February	57,138,600.00	50,829,100.00	0.00	0.00	0.00	\$18,324	241,187
March	64,443,200.00	54,359,500.00	0.00	0.00	0.00	\$19,605	259,689
April	70,120,900.00	66,447,700.00	0.00	0.00	0.00	\$22,668	280,305
May	73,800,300.00	64,098,700.00	0.00	0.00	0.00	\$33,336	320,661
June	76,198,000.00	68,914,000.00	0.00	0.00	0.00	\$32,014	308,650
July	65,222,400.00	72,037,700.00	0.00	0.00	0.00	\$25,194	240,297
August	63,403,200.00	58,971,000.00	0.00	0.00	0.00	\$24,659	232,979
September	63,109,600.00	60,424,600.00	0.00	0.00	0.00	\$27,347	270,841
October	63,437,300.00	58,821,500.00	0.00	0.00	0.00	\$18,609	233,929
November	60,770,700.00	60,502,700.00	0.00	0.00	0.00	\$20,870	265,175
December	58,974,000.00	57,507,000.00	0.00	0.00	0.00	\$19,390	232,128
<b>Totals</b>	<b>777,257,700.00</b>	<b>732,395,100.00</b>	<b>0.00</b>	<b>0.00</b>	<b>0.00</b>	<b>\$280,470</b>	<b>3,126,367</b>

**If applicable, in the space below please provide a description for all un-metered water use along with amounts:**  
 11,543,100 Gallons used flushing hydrants, mains and treatment plants.

1 Water withdrawn - Total gallons of water withdrawn from pumped sources.  
 2 Water sold - Total gallons from customer meters, and other sales such as construction water.  
 3 Water delivered (sold) to other systems - Total gallons of water delivered to other systems  
 4 Water received (purchased) from other systems - Total gallons of water purchased/received from other systems  
 5 Estimated authorized use - Total estimated gallons from authorized metered or unmetered use. Authorized uses such as flushing (mains, services and hydrants) draining/cleaning tanks, process, construction fire fighting, etc. Non-authorized use (real losses) are service line breaks and leaks, water main breaks, meter inaccuracies and theft.  
 6 Enter the total purchased power costs for the power meters associated with this system.  
 7 Enter the total purchased kWh used by the power meters associated with this system

Water Utility Plant Description	
Name of the System:	COMMUNITY WATER CO OF GREEN VALLEY
ADEQ Public Water System Number:	AZ0410004
ADWR PCC Number:	91-000413.0000

MAINS		
Sizes (inches)	Material	Length (feet)
1.50	PVC	2,020
2.00	PVC	6,950
3.00	PVC	7,907
4.00	CA & DI	39,335
6.00	CA & DI	299,490
8.00	CA & DI	241,872
10.00	CA & DI	6,799
12.00	CA & DI	112,869
16.00	CA & DI	45,450
0.00	NA	0
0.00	NA	0
0.00	NA	0
0.00	NA	0
0.00	NA	0

CUSTOMER METERS			
Size (inches)	Quantity	Percent over 1,000,000 gallons	Percent over 10 years old
5/8 X 3/4	10,318	None	None
0.75	105	None	None
1	500	None	None
1.5	84	None	None
2	169	None	None
3	20	None	None
Turbine 3	10	None	None
None	None	None	None
None	None	None	None
None	None	None	None
None	None	None	None
None	None	None	None
None	None	None	None
None	None	None	None
None	None	None	None
None	None	None	None
None	None	None	None
None	None	None	None
None	None	None	None
None	None	None	None

SERVICE LINES			
Material	Percent of system	Year installed	
Black poly	10%	1986	
Copper	88%	2019	
PVC	2%	1986	
None	None	None	
None	None	None	

BOOSTER PUMPS			
Horsepower	GPM	Quantity	
100	625	5	
125	575	5	
30	600	1	
60	1,000	1	
150	110	1	

FIRE HYDRANTS	
Type	Quantity
Standard *	1,047
Other	None

STORAGE TANKS			
Capacity (gallons)	Material	Quantity	Year installed
1,000,000	CONCRETE	1	1963
1,000,000	STEEL	1	1983
2,000,000	STEEL	1	1997
2,000,000	STEEL	1	2015
300,000	STEEL	1	2007
300,000	STEEL	1	2007

PRESSURE/BLADDER TANKS			
Capacity (gallons)	Material	Quantity	Year installed
7,500	STEEL	1	1974
5,000	STEEL	1	2007
5,000	STEEL	1	2007
None	None	None	None
None	None	None	None
None	None	None	None

\* A standard fire hydrant has two 2.5 inch hose connection nozzles with 7.5 threads per inch, and one 4.5 inch pumper connection nozzle with 4 threads per inch.

<b>Water Utility Plant Description (Continued)</b>
--

For the following three items, list the utility owned assets in each category for each system.

<b>TREATMENT EQUIPMENT:</b>	4 Arsenic removal plants
<b>STRUCTURES:</b>	Office, Warehouse, and Storage Building
<b>OTHER:</b>	Flatbed and 2 Dump Trailers, 15 Service Trucks, 1 Office Vehicle, Dump Truck, Mini-Excavator and 2 Backhoes, 2 Equipment Trailers / Air Compressors, Welding and Asphalt Saw Trailer, Valve Operating Truck

**Provide a calculation used to determine the value of one water equivalent residential connection (ERC).**

Use one of the following methods:

- (a) If actual flow data are available from the preceding 12 months, divide the total annual single family residence (SFR) gallons sold by the average number of single family residence customers for the same period and divide the result by 365
- (b) If no historical flow data are available, use:  
 $ERC = ( \text{Total SFR gallons sold (Omit 000)} / 365 \text{ days} / 350 \text{ gallons per day} )$

ERC	146
Method used:	(a)

Customer and Other Information	
Name of the System:	COMMUNITY WATER CO OF GREEN VALLEY
ADEQ Public Water System Number:	AZ0410004
ADWR PCC Number:	91-000413.0000

Month	Number of Customers				
	Single-Family	Multi-Family	Commercial	Turf/Irrigation	Other Non-Residential
January	7,673	3,009	375	151	23
February	7,680	3,014	375	151	22
March	7,686	3,014	375	149	22
April	7,686	3,016	374	150	24
May	7,687	3,014	374	150	25
June	7,687	3,010	374	150	25
July	7,689	3,010	376	150	26
August	7,692	3,011	376	150	21
September	7,694	3,010	376	148	20
October	7,697	3,013	376	148	21
November	7,703	3,017	376	148	22
December	7,709	3,017	376	148	24

If the system has fire hydrants, what is the fire flow requirements?  GPM for  hrs.

Does the system have chlorination treatment?

Does the Company have an ADWR Gallons Per Capita Per Day (GPCPD) requirement?

If yes, provide the GPCPD amount:

Is the Water Utility located in an ADWR Active Management Area (AMA)?

If yes, which AMA?

What is the present system connection capacity (in ERCs \*) using existing lines?

What is the future system connection capacity (in ERCs \*) upon service area buildout?

Describe any plans and estimated completion dates for any enlargements or improvements of this system.

None

\* an ERC is based on the calculation on the bottom of AR9 page 12.

Community Water Company of Green Valley  
**Annual Report**  
 Utility Shutoffs / Disconnects  
 12/31/21

<b>Utility Shutoffs / Disconnects</b>	
Name of the System:	COMMUNITY WATER CO OF GREEN VALLEY
ADEQ Public Water System Number:	AZ0410004
ADWR PCC Number:	91-000413.0000

Month	Termination without Notice R14-2-410.B	Termination with Notice R14-2-410.C	Other
January	0	7	0
February	0	13	0
March	0	5	0
April	0	9	0
May	0	12	0
June	0	7	0
July	0	17	0
August	0	8	0
September	0	11	0
October	0	14	0
November	0	7	0
December	0	63	0
<b>Total</b>	<b>0</b>	<b>173</b>	<b>0</b>

**Other (description):**

N/A
-----

**Instructions:** Fill out the Grey Cells with the relevent information. Input 0 or none if there is nothing recorded in that account or there is no applicable information to report.

**Property Taxes**

Amount of actual property taxes paid during Calendar Year 2021 was

\$173,804

If no property taxes paid, explain why.

NA

**Instructions:** Fill out the Grey Cells with the relevant information. Input 0 or none if there is nothing recorded in that account or there is no applicable information to report.



Verification and Sworn Statement (Taxes)

Verification: State of Arizona, I, the undersigned of the  
(state name)

County of (county name): Pima  
Name (owner or official) title: Pierre Hanhart, Controller  
Company name: Community Water Company of Green Valley

DO SAY THAT THIS ANNUAL UTILITY PROPERTY TAX AND SALES TAX REPORT TO THE ARIZONA CORPORATION COMMISSION.

FOR THE YEAR ENDING: 12/31/21

HAS BEEN PREPARED UNDER MY DIRECTION, FROM THE ORIGINAL BOOKS, PAPERS AND RECORDS OF SAID UTILITY; THAT I HAVE CAREFULLY EXAMINED THE SAME, AND DECLARE THE SAME TO BE A COMPLETE AND CORRECT STATEMENT OF BUSINESS AND AFFAIRS OF SAID UTILITY FOR THE PERIOD COVERED BY THIS REPORT IN RESPECT TO EACH AND EVERY MATTER AND THING SET FORTH, TO THE BEST OF MY KNOWLEDGE, INFORMATION AND BELIEF.

Sworn Statement: I HEREBY ATTEST THAT ALL PROPERTY TAXES FOR SAID COMPANY ARE CURRENT AND PAID IN FULL.

I HEREBY ATTEST THAT ALL SALES TAXES FOR SAID COMPANY ARE CURRENT AND PAID IN FULL.

P. Hanhart  
signature of owner/official

520-625-8409  
telephone no.

SUBSCRIBED AND SWORN TO BEFORE ME A NOTARY PUBLIC  
IN AND FOR THE COUNTY

THIS

14


DAY OF

PIMA  
(county name)  
APRIL 2022  
(month) and (year)

MY COMMISSION EXPIRES

10/07/22  
(date)

Heather M Graves  
(signature of notary public)



Verification and Sworn Statement

Verification:

State of Arizona I, the undersigned of the  
(state name)  
County of (county name): Pima  
Name (owner or official) title: Pierre Hanhart, Controller  
Company name: Community Water Company of Green Valley

DO SAY THAT THIS ANNUAL UTILITY PROPERTY TAX AND SALES TAX REPORT TO THE ARIZONA CORPORATION COMMISSION.

FOR THE YEAR ENDING: 12/31/21

HAS BEEN PREPARED UNDER MY DIRECTION, FROM THE ORIGINAL BOOKS, PAPERS AND RECORDS OF SAID UTILITY; THAT I HAVE CAREFULLY EXAMINED THE SAME, AND DECLARE THE SAME TO BE A COMPLETE AND CORRECT STATEMENT OF BUSINESS AND AFFAIRS OF SAID UTILITY FOR THE PERIOD COVERED BY THIS REPORT IN RESPECT TO EACH AND EVERY MATTER AND THING SET FORTH, TO THE BEST OF MY KNOWLEDGE, INFORMATION AND BELIEF.


Sworn Statement: IN ACCORDANCE WITH THE REQUIREMENTS OF TITLE 40, ARTICLE 8, SECTION 40-401, ARIZONA REVISED STATUTES, IT IS HEREIN REPORTED THAT THE GROSS OPERATING REVENUE OF SAID UTILITY DERIVED FROM ARIZONA INTRASTATE UTILITY OPERATIONS DURING THE CALENDAR YEAR WAS:

Arizona Intrastate Gross Operating Revenues Only (\$)  
\$4,673,936  
(The amount in the box above includes  
\$291,660 in sales taxes  
billed or collected)

P. Hanhart  
signature of owner/official  
  
520-625-8409  
telephone no.

SUBSCRIBED AND SWORN TO BEFORE ME A NOTARY PUBLIC  
IN AND FOR THE COUNTY PIMA  
THIS 14 DAY OF APRIL 2022  
(month) and (year)

MY COMMISSION EXPIRES 10/07/22  
(date)



Heather M Graves  
(signature of notary public)

**Verification and Sworn Statement (Residential Revenue)**

**Verification:**

State of Arizona I, the undersigned of the  
(state name)

County of (county name): Pima  
Name (owner or official) title: Pierre Hanhart, Controller  
Company name: Community Water Company of Green Valley

DO SAY THAT THIS ANNUAL UTILITY PROPERTY TAX AND SALES TAX REPORT TO THE ARIZONA CORPORATION COMMISSION.

FOR THE YEAR ENDING: 12/31/21

HAS BEEN PREPARED UNDER MY DIRECTION, FROM THE ORIGINAL BOOKS, PAPERS AND RECORDS OF SAID UTILITY; THAT I HAVE CAREFULLY EXAMINED THE SAME, AND DECLARE THE SAME TO BE A COMPLETE AND CORRECT STATEMENT OF BUSINESS AND AFFAIRS OF SAID UTILITY FOR THE PERIOD COVERED BY THIS REPORT IN RESPECT TO EACH AND EVERY MATTER AND THING SET FORTH, TO THE BEST OF MY KNOWLEDGE, INFORMATION AND BELIEF.

**Sworn Statement:** IN ACCORDANCE WITH THE REQUIREMENTS OF TITLE 40, ARTICLE 8, SECTION 40-401, ARIZONA REVISED STATUTES, IT IS HEREIN REPORTED THAT THE GROSS OPERATING REVENUE OF SAID UTILITY DERIVED FROM ARIZONA INTRASTATE UTILITY OPERATIONS RECEIVED FROM RESIDENTIAL CUSTOMERS DURING THE CALENDAR YEAR WAS:

Arizona Intrastate Gross Operating Revenues Only (\$)

\$3,737,600  
(The amount in the box above includes  
\$231,791 in sales taxes  
billed or collected)


Pierre Hanhart  
signature of owner/official

520-625-8409  
telephone no.

SUBSCRIBED AND SWORN TO BEFORE ME A NOTARY PUBLIC  
IN AND FOR THE COUNTY PIMA  
(county name)

THIS 14 DAY OF APRIL 2022  
(month) and (year)

MY COMMISSION EXPIRES 10/07/22  
(date)



Heather M. Graves  
(signature of notary public)

**Full Gross-up Method for Income Tax Statement of Certification**

**Verification:**

State of Arizona I, the undersigned of the  
(state name)

County of (county name): Pima  
Name (owner or official) title: Pierre Hanhart, Controller  
Company name: Community Water Company of Green Valley

FOR THE YEAR ENDING: 12/31/21

**Sworn Statement:**

IN ACCORDANCE WITH THE REQUIREMENTS OF DECISION NO. 77084, BECAUSE THE UTILITY REQUIRES THE GROSS UP OF ADVANCES AND CONTRIBUTIONS, I HEREBY STATE THAT THE UTILITY HAS NOT INCURRED NOR IS EXPECTED TO INCUR A NET INCREASE IN CURRENT INCOME TAX EXPENSE OR A DECREASE IN DEFERRED TAX ASSET FOR A CARRY FORWARD ACCORDING TO GAAP IN AN AMOUNT EQUAL TO OR GREATER THAN THE AMOUNT OF THE REQUIRED GROSS UP PAID BY DEVELOPERS IN THE PERIOD COVERED BY THIS ANNUAL REPORT.

P. Hanhart

signature of owner/official

520-625-8409

telephone no.

SUBSCRIBED AND SWORN TO BEFORE ME A NOTARY PUBLIC  
IN AND FOR THE COUNTY

PIMA  
(county name)

THIS

14

DAY OF

APRIL 2022  
(month) and (year)

MY COMMISSION EXPIRES

10/07/22  
(date)

Heather M Graves  
(signature of notary public)

