

ANNUAL REPORT

Of

Company Name:
1451 S. La Canada Dr #7

Mailing Address: Green Valley AZ
85622

RECEIVED BY EMAIL
4/14/2023 10:27 AM
ARIZONA CORPORATION COMMISSION
UTILITIES DIVISION

Docket No.: W-02304A
For the Year Ended:

WATER UTILITY

To

Arizona Corporation Commission

Due on April 15th

Email: Util-Compliance@azcc.gov, mail or deliver the completed Annual Report to:
Arizona Corporation Commission
Compliance Section - Utilities Division
1200 West Washington Street
Phoenix, Arizona 85007

Application Type:
Application Date:

ARIZONA CORPORATION COMMISSION
 WATER UTILITY ANNUAL REPORT
 Community Water Company of Green Valley
 A Class A B Utility

For the Calendar Year Ended: 12/31/22

Primary Address:
 (Physical) City: State: Zip Code:

Telephone Number:

Date of Original Organization of Utility:

Person to whom correspondence should be addressed concerning this report:

Name:
 Telephone No. :
 Address:
 City: State: Zip Code:
 Email:

Name:
 Telephone No. :
 Address:
 City: State: Zip Code:
 Email:

Name:
 Telephone No. :
 Address:
 City: State: Zip Code:
 Email:

Name:
 Telephone No. :
 Address:
 City: State: Zip Code:
 Email:

Name:
 Telephone No. :
 Address:
 City: State: Zip Code:
 Email:

Ownership:

Counties Served:

Important changes during the year
--

N/A	For those companies not subject to the affiliated interest rules, has there been a change in ownership or direct control during the year?
	If yes, please provide specific details in the box below.
	None

N/A	Has the company been notified by any other regulatory authorities during the year, that they are out of compliance?
	If yes, please provide specific details in the box below.
	None

Community Water Company of Green Valley
Annual Report
Utility Plant in Service (Water)
12/31/22

Utility Plant in Service (Water)							
Account No.	Description	Beginning Year Original Cost	Current Year Additions	Current Year Retirements	Adjusted Original Cost	Accumulated Depreciation	OCLD (OC less AD)
301	Organization	\$47,863	\$0	\$0	\$47,863	\$47,588	\$275
302	Franchises	244	0	0	244	136	108
303	Land and Land Rights	170,589	0	0	170,589	0	170,589
304	Structures and Improvements	171,956	17,447	0	189,403	94,932	94,472
305	Collecting & Improving Reservoirs	0	0	0	0	0	0
306	Lake, River, Canal Intakes	0	0	0	0	0	0
307	Wells and Springs	2,039,373	0	3,724	2,035,649	918,573	1,117,076
308	Infiltration Galleries	0	0	0	0	0	0
309	Supply Mains	0	0	0	0	0	0
310	Power Generation Equipment	0	0	0	0	0	0
311	Pumping Equipment	3,662,171	58,399	47,497	3,673,073	3,673,073	0
320	Water Treatment Equipment	4,678,242	111,608	12,853	4,776,998	1,973,978	2,803,020
320.1	Water Treatment Plants	0	0	0	0	0	0
320.2	Solution Chemical Feeders	0	0	0	0	0	0
320.3	Point-of-Use Treatment Devices	0	0	0	0	0	0
330	Distribution Reservoirs and Standpipes	2,089,923	0	0	2,089,923	744,125	1,345,798
330.1	Storage Tanks	0	0	0	0	0	0
330.2	Pressure Tanks	0	0	0	0	0	0
331	Transmission and Distribution Mains	20,576,475	571,987	4,502	21,143,959	9,340,000	11,803,959
333	Services	5,929,624	226,114	1,766	6,153,971	3,471,384	2,682,587
334	Meters and Meter Installations	2,882,584	47,190	0	2,929,773	1,854,619	1,075,154
335	Hydrants	2,251,610	89,236	0	2,340,846	1,040,341	1,300,505
336	Backflow Prevention Devices	0	0	0	0	0	0
339	Other Plant and Misc. Equipment	626,068	6,717	4,730	628,055	628,055	(0)
340	Office Furniture and Equipment	183,224	0	0	183,224	133,976	49,248
340.1	Computer & Software	843,564	131,213	5,999	968,778	968,778	(0)
341	Transportation Equipment	615,909	42,322	136,402	521,829	521,829	(0)
342	Stores Equipment	2,441	0	0	2,441	2,441	(0)
343	Tools, Shop and Garage Equipment	99,361	6,625	1,130	104,856	71,116	33,740
344	Laboratory Equipment	12,000	0	0	12,000	12,000	0
345	Power Operated Equipment	175,672	0	0	175,672	91,311	84,361
346	Communication Equipment	131,266	15,525	1,200	145,591	118,691	26,901
347	Miscellaneous Equipment	287,956	0	0	287,956	189,169	98,787
348	Other Tangible Plant	1,090,982	0	0	1,090,982	1,082,826	8,157
	Totals	\$48,569,098	\$1,324,382	\$219,804	\$49,673,677	\$26,978,941	\$22,694,736

Community Water Company of Green Valley
Annual Report
Depreciation Expense for the Current Year (Water)
12/31/22

Depreciation Expense for the Current Year (Water)									
Account No.	Description	Beginning Year Original Cost	Current Year Additions	Current Year Retirements	Adjusted Original Cost	Fully Depreciated/Non-depreciable Plant	Depreciable Plant	Depreciation Percentages	Depreciation Expense
301	Organization	\$47,863	\$0	\$0	\$47,863	0	\$47,863	0.00%	\$0
302	Franchises	244	0	0	244	0	244	0.00%	0
303	Land and Land Rights	170,589	0	0	170,589	0	170,589	0.00%	0
304	Structures and Improvements	171,956	17,447	0	189,403	0	189,403	3.33%	6,017
305	Collecting & Improving Reservoirs	0	0	0	0	0	0	0.00%	0
306	Lake, River, Canal Intakes	0	0	0	0	0	0	0.00%	0
307	Wells and Springs	2,039,373	0	3,724	2,035,649	0	2,035,649	3.33%	67,849
308	Infiltration Galleries	0	0	0	0	0	0	0.00%	0
309	Supply Mains	0	0	0	0	0	0	0.00%	0
310	Power Generation Equipment	0	0	0	0	0	0	0.00%	0
311	Pumping Equipment	3,662,171	58,399	47,497	3,673,073	3,200,431	472,643	12.50%	58,399
320	Water Treatment Equipment	4,678,242	111,608	12,853	4,776,998	0	4,776,998	3.33%	157,430
320.1	Water Treatment Plants	0	0	0	0	0	0	0.00%	0
320.2	Solution Chemical Feeders	0	0	0	0	0	0	0.00%	0
320.3	Point-of-Use Treatment Devices	0	0	0	0	0	0	0.00%	0
330	Distribution Reservoirs and Standpipes	2,089,923	0	0	2,089,923	0	2,089,923	2.22%	46,396
330.1	Storage Tanks	0	0	0	0	0	0	0.00%	0
330.2	Pressure Tanks	0	0	0	0	0	0	0.00%	0
331	Transmission and Distribution Mains	20,576,475	571,987	4,502	21,143,959	0	21,143,959	2.00%	417,204
333	Services	5,929,624	226,114	1,766	6,153,971	0	6,153,971	3.33%	201,192
334	Meters and Meter Installations	2,882,584	47,190	0	2,929,773	0	2,929,773	8.33%	242,085
335	Hydrants	2,251,610	89,236	0	2,340,846	0	2,340,846	2.00%	45,925
336	Backflow Prevention Devices	0	0	0	0	0	0	0.00%	0
339	Other Plant and Misc. Equipment	626,068	6,717	4,730	628,055	526,356	101,699	6.67%	6,717
340	Office Furniture and Equipment	183,224	0	0	183,224	0	183,224	6.67%	12,221
340.1	Computer & Software	843,564	131,213	5,999	968,778	251,789	716,989	20.00%	130,876
341	Transportation Equipment	615,909	42,322	136,402	521,829	603,531	(81,702)	20.00%	(6,932)
342	Stores Equipment	2,441	0	0	2,441	1,045	1,396	4.00%	56
343	Tools, Shop and Garage Equipment	99,361	6,625	1,130	104,856	0	104,856	5.00%	5,105
344	Laboratory Equipment	12,000	0	0	12,000	12,000	0	10.00%	0
345	Power Operated Equipment	175,672	0	0	175,672	0	175,672	5.00%	8,784
346	Communication Equipment	131,266	15,525	1,200	145,591	0	145,591	10.00%	13,843
347	Miscellaneous Equipment	287,956	0	0	287,956	0	287,956	5.00%	14,398
348	Other Tangible Plant	1,090,982	0	0	1,090,982	1,065,652	25,330	10.00%	2,533
	Subtotal	\$48,569,098	\$1,324,382	\$219,804	\$49,673,677	\$5,660,804	\$44,012,873		\$1,430,097

Contribution(s) in Aid of Construction (Gross)	\$22,960,461
Less: Non Amortizable Contribution(s)	0
Fully Amortized Contribution(s)	908,636
Amortizable Contribution(s)	\$22,051,825
Times: Proposed Amortization Rate	3.92%
Amortization of CIAC	\$864,432

Less: Amortization of CIAC \$864,432

DEPRECIATION EXPENSE \$565,665

Community Water Company of Green Valley
Annual Report
Balance Sheet Assets
12/31/22

Balance Sheet Assets				
	Assets		Balance at Beginning of Year (2022)	Balance at End of Year (2022)
Account No.	Current and Accrued Assets			
131	Cash		\$1,169,493	\$702,147
134	Working Funds		0	0
135	Temporary Cash Investments		3,081,048	3,310,130
141	Customer Accounts Receivable		388,067	420,531
146	Notes Receivable from Associated Companies		0	0
151	Plant Material and Supplies		43,670	63,261
162	Prepayments		40,339	29,619
174	Miscellaneous Current and Accrued Assets		340,621	426,489 *
	Total Current and Accrued Assets		\$5,063,238	\$4,952,177
Account No.	Fixed Assets			
101	Utility Plant in Service*		\$48,569,098	\$49,673,677
103	Property Held for Future Use		0	0
105	Construction Work in Progress		116,972	75,893
108	Accumulated Depreciation (enter as negative)*		(25,715,670)	(26,978,941)
121	Non-Utility Property		848,365	989,875
122	Accumulated Depreciation - Non Utility		0	0
	Total Fixed Assets		\$23,818,765	\$23,760,504
	Total Assets		\$28,882,004	\$28,712,681

* includes MTM interest SWAP

*Note these items feed automatically from AR3 UPIS Page 4

Community Water Company of Green Valley
Annual Report
Balance Sheet Liabilities and Owners Equity

Balance Sheet Liabilities and Owners Equity				
	Liabilities		Balance at Beginning of Year (2022)	Balance at End of Year (2022)
Account No.	Current Liabilities			
231	Accounts Payable		\$240,012	\$232,269
232	Notes Payable (Current Portion)		130,857	138,584
234	Notes Payable to Associated Companies		0	0
235	Customer Deposits		13,866	13,434
236	Accrued Taxes		115,510	108,695
237	Accrued Interest		7,414	6,417
242	Miscellaneous Current and Accrued Liabilities		556,771	676,920
	Total Current Liabilities		\$1,064,430	\$1,176,319
	Long Term Debt			
224	Long Term Debt (Notes and Bonds)		\$2,388,543	\$2,253,894
	Deferred Credits			
251	Unamortized Premium on Debt MTM SWAP		\$251,363	\$0
252	Advances in Aid of Construction		2,305,971	2,330,755
255	Accumulated Deferred Investment Tax Credits		0	0
271	Contributions in Aid of Construction		22,033,814	22,299,275
272	Less: Amortization of Contributions		(9,616,445)	(10,411,311)
281	Accumulated Deferred Income Tax		0	0
	Total Deferred Credits		\$14,974,703	\$14,218,719
	Total Liabilities		\$18,427,676	\$17,648,932
	Capital Accounts			
201	Common Stock Issued		\$48,010	\$48,010
211	Other Paid-In Capital		10,406,318	11,015,739
215	Retained Earnings		0	0
218	Proprietary Capital (Sole Props and Partnerships)		0	0
	Total Capital		\$10,454,328	\$11,063,749
	Total Liabilities and Capital		\$28,882,004	\$28,712,681

Note: Total liabilities and Capital must match total assets for the beginning and end of the year!

Community Water Company of Green Valley
Annual Report
Water Comparative Income Statement
12/31/22

Water Comparative Income Statement			
Account No.	Calendar Year	Current Year 01/01/2022 - 12/31/2022	Last Year 01/01/2021 - 12/31/2021
	Operating Revenue		
461	Metered Water Revenue	\$4,473,247	\$4,555,584
460	Unmetered Water Revenue	12,276	12,444
462	Fire Protection Revenue	0	0
469	Guaranteed Revenues (Surcharges)	0	0
471	Miscellaneous Service Revenues	98,768	105,908
474	Other Water Revenue	0	0
	Total Revenues	\$4,584,292	\$4,673,936
	Operating Expenses		
601	Salaries and Wages	\$1,171,393	\$1,136,100
604	Employee Pensions and Benefits	192,847	195,504
610	Purchased Water	0	0
615	Purchased Power	313,138	293,264
618	Chemicals	34,175	31,286
620	Materials and Supplies	11,852	5,917
620.1	Repairs and Maintenance	208,028	237,313
620.2	Office Supplies and Expense	16,071	13,000
630	Contractual Services	0	0
631	Contractual Services - Engineering	1,040	0
632	Contractual Services - Accounting	32,873	30,934
633	Contractual Services - Legal	21,098	11,477
634	Contractual Services - Management Fees	0	0
635	Contractual Services - Water Testing	6,528	7,034
636	Contractual Services - Other	363,569	268,651
640	Rents	0	0
641	Rental of Building/Real Property	0	0
642	Rental of Equipment	0	0
650	Transportation Expenses	80,168	66,724
657	Insurance - General Liability	76,411	73,621
657.1	Insurance - Health and Life	218,291	227,994
665	Regulatory Commission Expense - Rate	0	0
670	Bad Debt Expense	3,701	2,813
675	Miscellaneous Expense	253,257	221,690
403	Depreciation Expense (From Schedule AR4)	565,665	689,561
408	Taxes Other Than Income	411,174	423,556
408.11	Property Taxes	163,755	178,205
409	Income Taxes	0	0
427.1	Customer Security Deposit Interest	620	2,104
	Total Operating Expenses	\$4,145,654	\$4,116,748
	Operating Income / (Loss)	\$438,637	\$557,188
	Other Income / (Expense)		
419	Interest and Dividend Income	\$28,874	\$19,485
421	Non-Utility Income	77,710	77,961
426	Miscellaneous Non-Utility (Expense)	(1,837)	(1,343)
427	Interest (Expense)	(145,097)	(157,823)
	Total Other Income / (Expense)	(\$40,350)	(\$61,720)
	Net Income / (Loss)	\$398,287	\$495,468

* reclassified CAP Capital Charges to 675

Full time equivalent employees

	Direct Company	Allocated	Outside service	Total
President	1.0	0.0	0.0	1.0
Vice-president	0.0	0.0	0.0	0.0
Manager	0.0	0.0	0.0	0.0
Engineering Staff	0.0	0.0	0.0	0.0
System Operator(s)	11.9	0.0	0.0	11.9
Meter reader	0.0	0.0	0.0	0.0
Customer Service	2.8	0.0	0.0	2.8
Accounting	1.8	0.0	0.0	1.8
Business Office	1.0	0.0	0.0	1.0
Rates Department	0.0	0.0	0.0	0.0
Administrative Staff	1.0	0.0	0.0	1.0
Other	0.0	0.0	0.0	0.0
Total	19.5	0.0	0.0	19.5

Community Water Company of Green Valley
 Annual Report
 Supplemental Financial Data (Long-Term Debt)
 12/31/22

Supplemental Financial Data (Long-Term Debt)				
	Loan #1	Loan #2	Loan #3	Loan #4
Date Issued	11/14/2015	none	none	none
Source of Loan	Compass Bank	none	none	none
ACC Decision No.	74809	none	none	none
Reason for Loan	Refinancing Loan	none	none	none
Dollar Amt. Issued	\$3,234,208	none	none	none
Amount Outstanding	\$2,392,478	none	none	none
Date of Maturity	11/14/2029	none	none	none
Interest Rate	5.68%	none	none	none
Current Year Interest	\$141,162	none	none	none
Current Year Principal	\$130,857	none	none	none

Meter Deposit Balance at Test Year End:	\$11,567
---	----------

Meter Deposits Refunded During the Test Year:	\$2,143
---	---------

List all bonds, notes, loans, and other types of indebtedness in which the proceeds were used in the provision of public utility service. Indebtedness incurred for personal uses by the owner of the utility should not be listed. Input 0 or none if there is nothing to report for that cell.

Well and Water Usage												
Name of the System:		COMMUNITY WATER CO OF GREEN VALLEY										
ADEQ Public Water System Number:		AZ0410004										
ADWR PCC Number:		91-000413.0000										
Well registry 55# (55-XXXXXX):	Pump Horsepower	Pump Yield (gpm)	Casing Depth (feet)	Casing Diameter (inches)	Pump Motor Type **	Year Drilled	Water level 2011	Water level 2021	Meter Size (inches)	How measured:	Active	
55-627485	250	1,000	837	12	Deep Well Turb.	1977	256	308	8	Metered	Yes	
55-588121	300	1,100	980	20	Deep Well Turb.	2001	313	357	8	Metered	Yes	
55-207982	400	2,000	1,130	18	Deep Well Turb.	2005	203	236	8	Metered	Yes	
55-608518	350	2,200	2,516	20	Deep Well Turb.	1964	286	293	8	Metered	Yes	
None	None	None	None	None	None	None	None	None	None	None	None	
None	None	None	None	None	None	None	None	None	None	None	None	
None	None	None	None	None	None	None	None	None	None	None	None	
None	None	None	None	None	None	None	None	None	None	None	None	
None	None	None	None	None	None	None	None	None	None	None	None	
None	None	None	None	None	None	None	None	None	None	None	None	
None	None	None	None	None	None	None	None	None	None	None	None	
None	None	None	None	None	None	None	None	None	None	None	None	
None	None	None	None	None	None	None	None	None	None	None	None	
None	None	None	None	None	None	None	None	None	None	None	None	
None	None	None	None	None	None	None	None	None	None	None	None	
None	None	None	None	None	None	None	None	None	None	None	None	
None	None	None	None	None	None	None	None	None	None	None	None	
None	None	None	None	None	None	None	None	None	None	None	None	
None	None	None	None	None	None	None	None	None	None	None	None	

Name of system water delivered to:

ADWR PCC Number:

Source of water delivered to another system:

Name of system water received from:

ADWR PCC Number:

Source of water received:

Well registry 55# (55-XXXXXX):

Month	Water withdrawn (gallons) ¹	Water sold (gallons) ²	Water delivered (sold) to other systems (gallons) ³	Water received (purchased) from other systems (gallons) ⁴	Estimated authorized use (gallons) ⁵	Purchased Power Expense ⁶	Purchased Power (kWh) ⁷
January	58,571,600.00	55,820,400.00	0.00	0.00	0.00	\$21,277	239,651
February	55,401,100.00	54,653,900.00	0.00	0.00	0.00	\$20,607	229,332
March	64,370,300.00	53,304,400.00	0.00	0.00	0.00	\$21,002	241,809
April	64,626,400.00	62,909,200.00	0.00	0.00	0.00	\$24,724	248,604
May	70,449,600.00	62,277,900.00	0.00	0.00	0.00	\$36,370	303,198
June	71,682,800.00	68,657,900.00	0.00	0.00	0.00	\$33,101	270,935
July	66,942,200.00	68,561,100.00	0.00	0.00	0.00	\$31,133	251,622
August	59,875,500.00	56,795,100.00	0.00	0.00	0.00	\$27,305	227,980
September	58,564,700.00	60,632,600.00	0.00	0.00	0.00	\$30,521	257,608
October	58,239,600.00	51,498,600.00	0.00	0.00	0.00	\$21,661	230,363
November	59,667,800.00	53,602,400.00	0.00	0.00	0.00	\$25,584	271,775
December	56,572,700.00	55,014,100.00	0.00	0.00	0.00	\$22,595	233,452
Totals	744,964,300.00	703,727,600.00	0.00	0.00	0.00	\$315,880	3,006,329

If applicable, in the space below please provide a description for all un-metered water use along with amounts:

14,044,200 Gallons used flushing hydrants, mains, and treatment plants.

1 Water withdrawn - Total gallons of water withdrawn from pumped sources.
 2 Water sold - Total gallons from customer meters, and other sales such as construction water.
 3 Water delivered (sold) to other systems - Total gallons of water delivered to other systems.
 4 Water received (purchased) from other systems - Total gallons of water purchased/received from other systems.
 5 Estimated authorized use - Total estimated gallons from authorized metered or unmetered use. Authorized uses such as flushing (mains, services and hydrants) draining/cleaning tanks, process, construction, fire fighting, etc. Non-authorized use (real losses) are service line breaks and leaks, water main breaks, meter inaccuracies and theft.
 6 Enter the total purchased power costs for the power meters associated with this system.
 7 Enter the total purchased kWh used by the power meters associated with this system.

Water Utility Plant Description	
Name of the System:	COMMUNITY WATER CO OF GREEN VALLEY
ADEQ Public Water System Number:	AZ0410004
ADWR PCC Number:	91-000413.0000

MAINS		
Sizes (inches)	Material	Length (feet)
1.50	Plastic	3,230
2.00	Plastic	5,920
3.00	PVC	7,557
4.00	CA & DI	39,475
6.00	CA & DI	299,490
8.00	CA & DI	245,436
10.00	CA & DI	6,799
12.00	CA & DI	114,219
16.00	CA & DI	45,450
0.00	NA	0
0.00	NA	0
0.00	NA	0
0.00	NA	0
0.00	NA	0

CUSTOMER METERS			
Size (inches)	Quantity	Percent over 1,000,000 gallons	Percent over 10 years old
5/8 X 3/4	10,320	None	None
0.75	106	None	None
1	519	None	None
1.5	85	None	None
2	171	None	None
3	5	None	None
Turbine 3	10	None	None
None	None	None	None
None	None	None	None
None	None	None	None
None	None	None	None
None	None	None	None
None	None	None	None
None	None	None	None
None	None	None	None
None	None	None	None
None	None	None	None
None	None	None	None
None	None	None	None

SERVICE LINES		
Material	Percent of system	Year installed
Black poly	10%	1986
Copper	88%	2019
PVC	2%	1986
None	None	None
None	None	None

BOOSTER PUMPS		
Horsepower	GPM	Quantity
100	625	5
125	575	5
30	600	1
60	1,000	1
150	110	1

FIRE HYDRANTS	
Type	Quantity
Standard *	1,054
Other	None

STORAGE TANKS			
Capacity (gallons)	Material	Quantity	Year installed
1,000,000	CONCRETE	1	1963
1,000,000	STEEL	1	1983
2,000,000	STEEL	1	1997
2,000,000	STEEL	1	2015
300,000	STEEL	1	2007
300,000	STEEL	1	2007

PRESSURE/BLADDER TANKS			
Capacity (gallons)	Material	Quantity	Year installed
7,500	STEEL	1	1974
5,000	STEEL	1	2007
5,000	STEEL	1	2007
None	None	None	None
None	None	None	None
None	None	None	None

* A standard fire hydrant has two 2.5 inch hose connection nozzles with 7.5 threads per inch, and one 4.5 inch pumper connection nozzle with 4 threads per inch.

Water Utility Plant Description (Continued)
--

For the following three items, list the utility owned assets in each category for each system.

TREATMENT EQUIPMENT:	4 Arsenic removal plants
-----------------------------	--------------------------

STRUCTURES:	Office, Warehouse, and Storage Building
--------------------	---

OTHER:	Flatbed and 2 Dump Trailers, 15 Service Trucks, Office Vehicle, Dump Truck, Mini-Excavator and 3 Backhoes, Office Trailer, 2 Equipment Trailers / Air Compressors, Welding and Asphalt Saw Trailer, Valve Operating Truck
---------------	---

Provide a calculation used to determine the value of one water equivalent residential connection (ERC).

Use one of the following methods:

- (a) If actual flow data are available from the preceding 12 months, divide the total annual single family residence (SFR) gallons sold by the average number of single family residence customers for the same period and divide the result by 365
- (b) If no historical flow data are available, use:
 $ERC = (\text{Total SFR gallons sold (Omit 000)} / 365 \text{ days} / 350 \text{ gallons per day})$

ERC	138
Method used:	(a)

Customer and Other Information	
Name of the System:	COMMUNITY WATER CO OF GREEN VALLEY
ADEQ Public Water System Number:	AZ0410004
ADWR PCC Number:	91-000413.0000

Month	Number of Customers				Other Non-Residential
	Single-Family	Multi-Family	Commercial	Turf/Irrigation	
January	7,711	3,018	361	148	22
February	7,715	3,021	361	148	23
March	7,720	3,021	361	148	24
April	7,724	3,018	360	148	22
May	7,728	3,017	360	148	22
June	7,726	3,012	360	148	23
July	7,725	3,015	361	148	24
August	7,727	3,014	361	149	23
September	7,726	3,015	361	149	25
October	7,728	3,014	359	149	26
November	7,743	3,015	358	149	25
December	7,742	3,014	358	149	23

If the system has fire hydrants, what is the fire flow requirements? GPM for hrs.

Does the system have chlorination treatment?

Does the Company have an ADWR Gallons Per Capita Per Day (GPCPD) requirement?
 If yes, provide the GPCPD amount:

Is the Water Utility located in an ADWR Active Management Area (AMA)?
 If yes, which AMA?

What is the present system connection capacity (in ERCs *) using existing lines?

What is the future system connection capacity (in ERCs *) upon service area buildout?

Describe any plans and estimated completion dates for any enlargements or improvements of this system.

* an ERC is based on the calculation on the bottom of AR9 page 12.

Community Water Company of Green Valley
Annual Report
 Utility Shutoffs / Disconnects
 12/31/22

Utility Shutoffs / Disconnects	
Name of the System:	COMMUNITY WATER CO OF GREEN VALLEY
ADEQ Public Water System Number:	AZ0410004
ADWR PCC Number:	91-000413.0000

Month	Termination without Notice R14-2-410.B	Termination with Notice R14-2-410.C	Other
January	0	77	0
February	0	38	0
March	0	64	0
April	0	24	0
May	0	36	0
June	0	29	0
July	0	58	0
August	0	46	0
September	0	40	0
October	0	33	0
November	0	53	0
December	0	15	0
Total	0	513	0

Other (description):

N/A

Instructions: Fill out the Grey Cells with the relevent information. Input 0 or none if there is nothing recorded in that account or there is no applicable information to report.

Property Taxes	
----------------	--

Amount of actual property taxes paid during Calendar Year 2021 was	
--	--

	\$170,979
--	-----------

If no property taxes paid, explain why.

NA

Instructions: Fill out the Grey Cells with the relevant information. Input 0 or none if there is nothing recorded in that account or there is no applicable information to report.

Verification and Sworn Statement (Taxes)

Verification: State of Arizona I, the undersigned of the
(state name)

County of (county name): Pima
Name (owner or official) title: Pierre Hanhart, Controller
Company name: Community Water Company of Green Valley

DO SAY THAT THIS ANNUAL UTILITY PROPERTY TAX AND SALES TAX REPORT TO THE ARIZONA CORPORATION COMMISSION.

FOR THE YEAR ENDING: 12/31/22

HAS BEEN PREPARED UNDER MY DIRECTION, FROM THE ORIGINAL BOOKS, PAPERS AND RECORDS OF SAID UTILITY; THAT I HAVE CAREFULLY EXAMINED THE SAME, AND DECLARE THE SAME TO BE A COMPLETE AND CORRECT STATEMENT OF BUSINESS AND AFFAIRS OF SAID UTILITY FOR THE PERIOD COVERED BY THIS REPORT IN RESPECT TO EACH AND EVERY MATTER AND THING SET FORTH, TO THE BEST OF MY KNOWLEDGE, INFORMATION AND BELIEF.

Sworn Statement: I HEREBY ATTEST THAT ALL PROPERTY TAXES FOR SAID COMPANY ARE CURRENT AND PAID IN FULL.

I HEREBY ATTEST THAT ALL SALES TAXES FOR SAID COMPANY ARE CURRENT AND PAID IN FULL.

P Hanhart

signature of owner/official

520-625-8409

telephone no.

SUBSCRIBED AND SWORN TO BEFORE ME A NOTARY PUBLIC
IN AND FOR THE COUNTY

THIS


13

DAY OF

PIMA
(county name)
APRIL 2023
(month) and (year)

MY COMMISSION EXPIRES

10/7/26
(date)



Heather M Graves
(signature of notary public)

Verification and Sworn Statement

Verification:

State of Arizona I, the undersigned of the
(state name)
County of (county name): Pima
Name (owner or official) title: Pierre Hanhart, Controller
Company name: Community Water Company of Green Valley

DO SAY THAT THIS ANNUAL UTILITY PROPERTY TAX AND SALES TAX REPORT TO THE ARIZONA CORPORATION COMMISSION.

FOR THE YEAR ENDING: 12/31/22

HAS BEEN PREPARED UNDER MY DIRECTION, FROM THE ORIGINAL BOOKS, PAPERS AND RECORDS OF SAID UTILITY; THAT I HAVE CAREFULLY EXAMINED THE SAME, AND DECLARE THE SAME TO BE A COMPLETE AND CORRECT STATEMENT OF BUSINESS AND AFFAIRS OF SAID UTILITY FOR THE PERIOD COVERED BY THIS REPORT IN RESPECT TO EACH AND EVERY MATTER AND THING SET FORTH, TO THE BEST OF MY KNOWLEDGE, INFORMATION AND BELIEF.


Sworn Statement: IN ACCORDANCE WITH THE REQUIREMENTS OF TITLE 40, ARTICLE 8, SECTION 40-401, ARIZONA REVISED STATUTES, IT IS HEREIN REPORTED THAT THE GROSS OPERATING REVENUE OF SAID UTILITY DERIVED FROM ARIZONA INTRASTATE UTILITY OPERATIONS DURING THE CALENDAR YEAR WAS:

Arizona Intrastate Gross Operating Revenues Only (\$)
\$4,584,292
(The amount in the box above includes
\$287,041 in sales taxes
billed or collected)

P. Hanhart
signature of owner/official
520-625-8409
telephone no.

SUBSCRIBED AND SWORN TO BEFORE ME A NOTARY PUBLIC
IN AND FOR THE COUNTY PIMA
(county name)
THIS 13 DAY OF APRIL 2023
(month) and (year)

MY COMMISSION EXPIRES 10/7/26
(date)
Heather M Graves
(signature of notary public)



Verification and Sworn Statement (Residential Revenue)

Verification:

State of Arizona I, the undersigned of the
(state name)

County of (county name): Pima
Name (owner or official) title: Pierre Hanhart, Controller
Company name: Community Water Company of Green Valley

DO SAY THAT THIS ANNUAL UTILITY PROPERTY TAX AND SALES TAX REPORT TO THE ARIZONA CORPORATION COMMISSION.

FOR THE YEAR ENDING: 12/31/22

HAS BEEN PREPARED UNDER MY DIRECTION, FROM THE ORIGINAL BOOKS, PAPERS AND RECORDS OF SAID UTILITY; THAT I HAVE CAREFULLY EXAMINED THE SAME, AND DECLARE THE SAME TO BE A COMPLETE AND CORRECT STATEMENT OF BUSINESS AND AFFAIRS OF SAID UTILITY FOR THE PERIOD COVERED BY THIS REPORT IN RESPECT TO EACH AND EVERY MATTER AND THING SET FORTH, TO THE BEST OF MY KNOWLEDGE, INFORMATION AND BELIEF.

Sworn Statement:

IN ACCORDANCE WITH THE REQUIREMENTS OF TITLE 40, ARTICLE 8, SECTION 40-401, ARIZONA REVISED STATUTES, IT IS HEREIN REPORTED THAT THE GROSS OPERATING REVENUE OF SAID UTILITY DERIVED FROM ARIZONA INTRASTATE UTILITY OPERATIONS RECEIVED FROM RESIDENTIAL CUSTOMERS DURING THE CALENDAR YEAR WAS:

Arizona Intrastate Gross Operating Revenues Only (\$)

\$3,671,246
(The amount in the box above includes
\$227,509 in sales taxes
billed or collected)

P. Hanhart
signature of owner/official

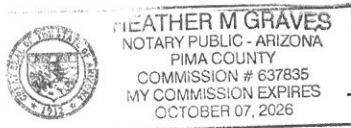
520-625-8409
telephone no.

SUBSCRIBED AND SWORN TO BEFORE ME A NOTARY PUBLIC
IN AND FOR THE COUNTY

PIMA
(county name)

THIS 13 DAY OF APRIL 2023
(month) and (year)

MY COMMISSION EXPIRES 10/17/26
(date)



Heather M Graves
(signature of notary public)

Full Gross-up Method for Income Tax Statement of Certification

Verification:

State of Arizona I, the undersigned of the
(state name)

County of (county name): Pima
Name (owner or official) title: Pierre Hanhart, Controller
Company name: Community Water Company of Green Valley

FOR THE YEAR ENDING: 12/31/22

Sworn Statement:

IN ACCORDANCE WITH THE REQUIREMENTS OF DECISION NO. 77084, BECAUSE THE UTILITY REQUIRES THE GROSS UP OF ADVANCES AND CONTRIBUTIONS, I HEREBY STATE THAT THE UTILITY HAS NOT INCURRED NOR IS EXPECTED TO INCUR A NET INCREASE IN CURRENT INCOME TAX EXPENSE OR A DECREASE IN DEFERRED TAX ASSET FOR A CARRY FORWARD ACCORDING TO GAAP IN AN AMOUNT EQUAL TO OR GREATER THAN THE AMOUNT OF THE REQUIRED GROSS UP PAID BY DEVELOPERS IN THE PERIOD COVERED BY THIS ANNUAL REPORT.

P. Hanhart

signature of owner/official

520-625-8409

telephone no.

SUBSCRIBED AND SWORN TO BEFORE ME A NOTARY PUBLIC
IN AND FOR THE COUNTY

PIMA
(county name)

THIS


13

DAY OF

APRIL 2023
(month) and (year)

MY COMMISSION EXPIRES

10/7/26
(date)



Heather M Graves
(signature of notary public)