

**RECEIVED
BY EMAIL**

4/14/2023, 8:07 AM

**ARIZONA CORPORATION COMMISSION
UTILITIES DIVISION**

ANNUAL REPORT

Of

Company Name:
14920 W Camelback Rd.,

Mailing Address: Litchfield Park AZ
85340

Docket No.: W-02060A

For the Year Ended:

WATER UTILITY

To

Arizona Corporation Commission

Due on April 15th

Email: Util-Compliance@azcc.gov, mail or deliver the completed Annual Report to:

Arizona Corporation Commission
Compliance Section - Utilities Division
1200 West Washington Street
Phoenix, Arizona 85007

Application Type:

Application Date:

ARIZONA CORPORATION COMMISSION
 WATER UTILITY ANNUAL REPORT
 Cordes Lakes Water Company
 A Class Utility

For the Calendar Year Ended: 12/31/22

Primary Address:
 City: State: Zip Code:

Telephone Number:

Date of Original Organization of Utility:

Person to whom correspondence should be addressed concerning this report:

Name:
 Telephone No. :
 Address:
 City: State: Zip Code:
 Email:

Name:
 Telephone No. :
 Address:
 City: State: Zip Code:
 Email:

Name:
 Telephone No. :
 Address:
 City: State: Zip Code:
 Email:

Name:
 Telephone No. :
 Address:
 City: State: Zip Code:
 Email:

Name:
 Telephone No. :
 Address:
 City: State: Zip Code:
 Email:

Ownership:

Counties Served:

Important changes during the year

No	For those companies not subject to the affiliated interest rules, has there been a change in ownership or direct control during the year?
	If yes, please provide specific details in the box below.
	NA

No	Has the company been notified by any other regulatory authorities during the year, that they are out of compliance?
	If yes, please provide specific details in the box below.
	NA

Utility Plant in Service (Water)							
Account No.	Description	Beginning Year Original Cost	Current Year Additions	Current Year Retirements	Adjusted Original Cost	Accumulated Depreciation	OCLD (OC less AD)
301	Organization	\$951,803	\$0	\$0	\$951,803	\$0	\$951,803
302	Franchises	0	0	0	0	0	0
303	Land and Land Rights	184,715	6,707	0	191,422	0	191,422
304	Structures and Improvements	500,181	(4,868)	0	495,313	31,262	464,051
305	Collecting & Improving Reservoirs	0	0	0	0	0	0
306	Lake, River, Canal Intakes	0	0	0	0	0	0
307	Wells and Springs	847,663	811	0	848,474	176,180	672,295
308	Infiltration Galleries	0	0	0	0	0	0
309	Supply Mains	298,657	0	0	298,657	11,101	287,556
310	Power Generation Equipment	15,007	0	0	15,007	1,876	13,131
311	Pumping Equipment	427,874	(46,552)	0	381,322	159,528	221,794
320	Water Treatment Equipment	0	0	0	0	0	0
320.1	Water Treatment Plants	0	0	0	0	0	0
320.2	Solution Chemical Feeders	7,264	2,866	0	10,130	3,715	6,415
320.3	Point-of-Use Treatment Devices	0	0	0	0	0	0
330	Distribution Reservoirs and Standpipes	0	0	0	0	0	0
330.1	Storage Tanks	201,161	0	0	201,161	111,666	89,495
330.2	Pressure Tanks	99,689	0	0	99,689	7,477	92,212
331	Transmission and Distribution Mains	1,628,996	10,072	0	1,639,068	667,316	971,752
333	Services	1,117,679	366,165	0	1,483,844	85,761	1,398,083
334	Meters and Meter Installations	307,158	32,882	0	340,040	116,960	223,080
335	Hydrants	12,472	0	0	12,472	374	12,098
336	Backflow Prevention Devices	0	0	0	0	0	0
339	Other Plant and Misc. Equipment	89,986	0	0	89,986	70,495	19,491
340	Office Furniture and Equipment	6,527	0	0	6,527	6,257	270
340.1	Computer & Software	150,678	(11,087)	0	139,591	19,789	119,802
341	Transportation Equipment	122,717	0	0	122,717	92,530	30,187
342	Stores Equipment	0	0	0	0	0	0
343	Tools, Shop and Garage Equipment	15,040	1,485	0	16,525	1,165	15,360
344	Laboratory Equipment	0	0	0	0	0	0
345	Power Operated Equipment	1,904	0	0	1,904	856	1,048
346	Communication Equipment	27,402	0	0	27,402	5,860	21,542
347	Miscellaneous Equipment	66,223	0	0	66,223	11,364	54,859
348	Other Tangible Plant	0	0	0	0	0	0
	Totals	\$7,080,796	\$358,481	\$0	\$7,439,277	\$1,581,531	\$5,857,746

Cordes Lakes Water Company
Annual Report
Depreciation Expense for the Current Year (Water)
12/31/22

Depreciation Expense for the Current Year (Water)									
Account No.	Description	Beginning Year Original Cost	Current Year Additions	Current Year Retirements	Adjusted Original Cost	Fully Depreciated/Non-depreciable Plant	Depreciable Plant	Depreciation Percentages	Depreciation Expense
301	Organization	\$951,803	\$0	\$0	\$951,803	\$0	\$951,803	0.00%	\$0
302	Franchises	0	0	0	0	0	0	0.00%	0
303	Land and Land Rights	184,715	6,707	0	191,422	0	191,422	0.00%	0
304	Structures and Improvements	500,181	(4,868)	0	495,313	0	495,313	3.33%	16,575
305	Collecting & Improving Reservoirs	0	0	0	0	0	0	2.50%	0
306	Lake, River, Canal Intakes	0	0	0	0	0	0	2.50%	0
307	Wells and Springs	847,663	811	0	848,474	0	848,474	3.33%	28,241
308	Infiltration Galleries	0	0	0	0	0	0	6.67%	0
309	Supply Mains	298,657	0	0	298,657	0	298,657	2.00%	5,973
310	Power Generation Equipment	15,007	0	0	15,007	0	15,007	5.00%	750
311	Pumping Equipment	427,874	(46,552)	0	381,322	80,742	300,580	12.50%	32,723
320	Water Treatment Equipment	0	0	0	0	0	0	0.00%	0
320.1	Water Treatment Plants	0	0	0	0	0	0	3.33%	0
320.2	Solution Chemical Feeders	7,264	2,866	0	10,130	1,133	8,997	20.00%	1,513
320.3	Point-of-Use Treatment Devices	0	0	0	0	0	0	0.00%	0
330	Distribution Reservoirs and Standpipes	0	0	0	0	0	0	0.00%	0
330.1	Storage Tanks	201,161	0	0	201,161	0	201,161	2.22%	4,960
330.2	Pressure Tanks	99,689	0	0	99,689	0	99,689	5.00%	4,984
331	Transmission and Distribution Mains	1,628,996	10,072	0	1,639,068	583,816	1,055,252	2.00%	18,346
333	Services	1,117,679	366,165	0	1,483,844	0	1,483,844	3.33%	43,315
334	Meters and Meter Installations	307,158	32,882	0	340,040	70,180	269,860	8.33%	21,110
335	Hydrants	12,472	0	0	12,472	0	12,472	2.00%	249
336	Backflow Prevention Devices	0	0	0	0	0	0	6.67%	0
339	Other Plant and Misc. Equipment	89,986	0	0	89,986	60,550	29,436	6.67%	2,069
340	Office Furniture and Equipment	6,527	0	0	6,527	0	6,527	6.67%	435
340.1	Computer & Software	150,678	(11,087)	0	139,591	0	139,591	20.00%	29,027
341	Transportation Equipment	122,717	0	0	122,717	62,342	60,375	20.00%	12,075
342	Stores Equipment	0	0	0	0	0	0	4.00%	0
343	Tools, Shop and Garage Equipment	15,040	1,485	0	16,525	0	16,525	5.00%	789
344	Laboratory Equipment	0	0	0	0	0	0	10.00%	0
345	Power Operated Equipment	1,904	0	0	1,904	0	1,904	5.00%	95
346	Communication Equipment	27,402	0	0	27,402	0	27,402	10.00%	2,740
347	Miscellaneous Equipment	66,223	0	0	66,223	0	66,223	10.00%	6,622
348	Other Tangible Plant	0	0	0	0	0	0	5.00%	0
	Subtotal	\$7,080,796	\$358,481	\$0	\$7,439,277	\$858,763	\$6,580,514		\$232,593

Contribution(s) in Aid of Construction (Gross)	\$488,777
Less: Non Amortizable Contribution(s)	0
Fully Amortized Contribution(s)	0
Amortizable Contribution(s)	<u>\$488,777</u>
Times: Proposed Amortization Rate	3.53%
Amortization of CIAC	\$17,276

Less: Amortization of CIAC \$17,276

DEPRECIATION EXPENSE **\$215,317**

Cordes Lakes Water Company
Annual Report
Balance Sheet Assets
12/31/22

Balance Sheet Assets				
	Assets		Balance at Beginning of Year (2022)	Balance at End of Year (2022)
Account No.	Current and Accrued Assets			
131	Cash		\$154,054	\$154,223
134	Working Funds		0	0
135	Temporary Cash Investments		0	0
141	Customer Accounts Receivable		150,618	163,371
142	Other Accounts Receivable		0	0
143	Accumulated Provision for Uncollectable Accounts		0	0
146	Notes Receivable from Associated Companies		0	0
151	Plant Material and Supplies		0	0
162	Prepayments		0	0
173	Accrued Utility Revenue		0	0
174	Miscellaneous Current and Accrued Assets		0	0
	Total Current and Accrued Assets		\$304,672	\$317,594
	Deferred Debits			
186.1	Deferred Rate Case Expense		\$0	\$5,022
186.2	Other Deferred Debits		0	0
	Total Deferred Debits		\$0	\$5,022
Account No.	Fixed Assets			
101	Utility Plant in Service*		\$7,080,796	\$7,439,277
103	Property Held for Future Use		0	0
105	Construction Work in Progress		41,564	1,367,262
108	Accumulated Depreciation (enter as negative)*		(1,376,096)	(1,581,531)
121	Non-Utility Property		0	0
122	Accumulated Depreciation - Non Utility		0	0
	Total Fixed Assets		\$5,746,264	\$7,225,008
	Total Assets		\$6,050,936	\$7,547,624

*Note these items feed automatically from AR3 UPIS Page 4

Cordes Lakes Water Company
Annual Report
Balance Sheet Liabilities and Owners Equity

Balance Sheet Liabilities and Owners Equity				
	Liabilities		Balance at Beginning of Year (2022)	Balance at End of Year (2022)
Account No.	Current Liabilities			
231	Accounts Payable		\$315	\$278
232	Notes Payable (Current Portion)		0	0
234	Notes Payable to Associated Companies		4,399,164	6,211,356
235	Customer Deposits		85,228	100,471
236	Accrued Taxes		97,690	33,119
237	Accrued Interest		0	0
242	Miscellaneous Current and Accrued Liabilities		59,333	116,826
	Total Current Liabilities		\$4,641,730	\$6,462,050
	Long Term Debt			
224	Long Term Debt (Notes and Bonds)		\$219,022	\$209,327
	Deferred Credits			
251	Unamortized Premium on Debt		\$0	\$0
252	Advances in Aid of Construction		0	0
253	Other Deferred Credits		1	1
255	Accumulated Deferred Investment Tax Credits		0	0
271	Contributions in Aid of Construction		488,777	488,777
272	Less: Amortization of Contributions		(114,453)	(143,607)
281	Accumulated Deferred Income Tax		(175,254)	(280,213)
	Total Deferred Credits		\$199,071	\$64,957
	Total Liabilities		\$5,059,822	\$6,736,334
	Capital Accounts			
201	Common Stock Issued		\$1,360,341	\$1,360,341
211	Other Paid-In Capital		0	0
215	Retained Earnings		(369,227)	(549,052)
218	Proprietary Capital (Sole Props and Partnerships)		0	0
	Total Capital		\$991,114	\$811,289
	Total Liabilities and Capital		\$6,050,936	\$7,547,624

Note: Total liabilities and Capital must match total assets for the beginning and end of the year!

Water Comparative Income Statement			
Account No.	Calendar Year	Current Year 01/01/2022 - 12/31/2022	Last Year 01/01/2021 - 12/31/2021
	Operating Revenue		
461	Metered Water Revenue	\$320,355	\$343,569
460	Unmetered Water Revenue	286,760	279,809
462	Fire Protection Revenue	0	0
469	Guaranteed Revenues (Surcharges)	0	0
471	Miscellaneous Service Revenues	17,088	9,171
474	Other Water Revenue	22,213	25,287
	Total Revenues	\$646,417	\$657,835
	Operating Expenses		
601	Salaries and Wages	\$0	\$0
604	Employee Pensions and Benefits	0	0
610	Purchased Water	827	248
615	Purchased Power	46,330	46,937
616	Fuel for Power Production	0	0
618	Chemicals	4,580	1,506
620	Materials and Supplies	13,108	10,189
620.1	Repairs and Maintenance	0	0
620.2	Office Supplies and Expense	9,637	4,203
630	Contractual Services	0	0
631	Contractual Services - Engineering	51,925	1,410
632	Contractual Services - Accounting	9,066	4,225
633	Contractual Services - Legal	12,000	9,301
634	Contractual Services - Management Fees	195,451	187,203
635	Contractual Services - Water Testing	1,623	2,233
636	Contractual Services - Other	235,456	244,096
640	Rents	0	0
641	Rental of Building/Real Property	11,451	17,430
642	Rental of Equipment	0	0
650	Transportation Expenses	16,684	14,015
657	Insurance - General Liability	12,672	9,159
657.1	Insurance - Health and Life	0	0
665	Regulatory Commission Expense - Rate	0	0
667	Regulatory Commission Expense - Other	0	304
670	Bad Debt Expense	12,990	6,694
675	Miscellaneous Expense	25,938	18,950
403	Depreciation Expense (From Schedule AR4)	215,317	157,447
408	Taxes Other Than Income	0	0
408.11	Property Taxes	29,381	26,555
409	Income Taxes	(104,959)	(45,339)
427.1	Customer Security Deposit Interest	0	0
	Total Operating Expenses	\$799,476	\$716,767
	Operating Income / (Loss)	(\$153,060)	(\$58,932)
	Other Income / (Expense)		
419	Interest and Dividend Income	\$0	\$0
420	AFUDC Revenue	\$0	\$0
421	Non-Utility Income	0	0
426	Miscellaneous Non-Utility (Expense)	(9,940)	(3,714)
427	Interest (Expense)	(10,239)	(12,729)
433	Extraordinary Income	0	0
434	Extraordinary Deductions	0	0
	Total Other Income / (Expense)	(\$20,179)	(\$16,444)
	Net Income / (Loss)	(\$173,239)	(\$75,375)

Full time equivalent employees

	Direct Company	Allocated	Outside service	Total
President	0.0	0.0	0.0	0.0
Vice-president	0.0	0.0	0.0	0.0
Manager	0.0	0.0	0.0	0.0
Engineering Staff	0.3	0.0	0.0	0.3
System Operator(s)	2.3	0.0	0.0	2.3
Meter reader	0.0	0.0	0.0	0.0
Customer Service	0.5	0.0	0.0	0.5
Accounting	0.0	0.3	0.0	0.3
Business Office	0.0	0.0	0.0	0.0
Rates Department	0.1	0.0	0.0	0.1
Administrative Staff	0.1	0.1	0.0	0.2
Other	0.0	0.0	0.0	0.0
Total	3.4	0.4	0.0	3.8

Supplemental Financial Data (Long-Term Debt)				
	Loan #1	Loan #2	Loan #3	Loan #4
Date Issued	2/27/2018	NA	NA	NA
Source of Loan	WIFA	NA	NA	NA
ACC Decision No.	76334	NA	NA	NA
Reason for Loan	ystem Reliability Improvement	NA	NA	NA
Dollar Amt. Issued	\$501,848	NA	NA	NA
Amount Outstanding	\$219,027	NA	NA	NA
Date of Maturity	10/1/2037	NA	NA	NA
Interest Rate	3.48%	NA	NA	NA
Current Year Interest	\$1,067	NA	NA	NA
Current Year Principal	\$10,201	NA	NA	NA

Meter Deposit Balance at Test Year End:	\$99,713
---	----------

Meter Deposits Refunded During the Test Year:	\$4,869
---	---------

List all bonds, notes, loans, and other types of indebtedness in which the proceeds were used in the provision of public utility service. Indebtedness incurred for personal uses by the owner of the utility should not be listed. Input 0 or none if there is nothing to report for that cell.

Water Utility Plant Description (Continued)
--

For the following three items, list the utility owned assets in each category for each system.

TREATMENT EQUIPMENT:	Chlorinators all wells.
STRUCTURES:	8' x8' Wood Pump House & Fence at Well 1. 8' x8' Block Pump House & Fence at Well 2. 10' x12' Wood Pump House & Fence at Well 3 (out of service). 12' x12' Block Pump House & Fence at Well 4. 8' x8' Wood Pump House & Fence at Well 5. Shade structure & Fence at Well 7. Fencing around Booster Stations 1,2 and 3. Junction booster station block pump house & Fence.
OTHER:	30 KW Portable Generator.

Provide a calculation used to determine the value of one water equivalent residential connection (ERC).

Use one of the following methods:

- (a) If actual flow data are available from the preceding 12 months, divide the total annual single family residence (SFR) gallons sold by the average number of single family residence customers for the same period and divide the result by 365
- (b) If no historical flow data are available, use:

$$ERC = (\text{Total SFR gallons sold (Omit 000)} / 365 \text{ days} / 350 \text{ gallons per day})$$

ERC

107

 Method used:

(a)

Customer and Other Information	
Name of the System:	CORDES LAKE WATER COMPANY
ADEQ Public Water System Number:	AZ0413023
ADWR PCC Number:	91-000616.0000

Month	Number of Customers				
	Single-Family	Multi-Family	Commercial	Turf/Irrigation	Other Non-Residential
January	1,544	0	20	0	0
February	1,544	0	20	0	0
March	1,544	0	20	0	0
April	1,545	0	20	0	0
May	1,558	0	20	0	0
June	1,562	0	20	0	0
July	1,564	0	20	0	0
August	1,564	0	20	0	0
September	1,563	0	20	0	0
October	1,583	0	20	0	0
November	1,584	0	20	0	0
December	1,585	0	20	0	0

If the system has fire hydrants, what is the fire flow requirements? GPM for hrs.

Does the system have chlorination treatment?

Does the Company have an ADWR Gallons Per Capita Per Day (GPCPD) requirement?
 If yes, provide the GPCPD amount:

Is the Water Utility located in an ADWR Active Management Area (AMA)?
 If yes, which AMA?

What is the present system connection capacity (in ERCs *) using existing lines?

What is the future system connection capacity (in ERCs *) upon service area buildout?

Describe any plans and estimated completion dates for any enlargements or improvements of this system.

* an ERC is based on the calculation on the bottom of AR9 page 12.

Cordes Lakes Water Company
 Annual Report
 Utility Shutoffs / Disconnects
 12/31/22

Utility Shutoffs / Disconnects	
Name of the System:	CORDES LAKE WATER COMPANY
ADEQ Public Water System Number:	AZ0413023
ADWR PCC Number:	91-000616.0000

Month	Termination without Notice R14-2-410.B	Termination with Notice R14-2-410.C	Other
January	0	0	0
February	0	0	0
March	0	0	0
April	0	0	0
May	0	0	0
June	0	0	0
July	0	0	0
August	0	0	0
September	0	0	0
October	0	0	0
November	0	0	0
December	0	0	0
Total	0	0	0

Other (description):

NA

Instructions: Fill out the Grey Cells with the relevent information. Input 0 or none if there is nothing recorded in that account or there is no applicable information to report.

Property Taxes	
-----------------------	--

Amount of actual property taxes paid during Calendar Year 2022 was	\$29,381
--	----------

If no property taxes paid, explain why.

N/A

Instructions: Fill out the Grey Cells with the relevant information. Input 0 or none if there is nothing recorded in that account or there is no applicable information to report.

Verification and Sworn Statement (Taxes)

Verification: State of Arizona I, the undersigned of the
(state name)

County of (county name): Yavapai
Name (owner or official) title: Crystal Greene, Secretary/Treasurer
Company name: Cordes Lakes Water Company

DO SAY THAT THIS ANNUAL UTILITY PROPERTY TAX AND SALES TAX REPORT TO THE ARIZONA CORPORATION COMMISSION.

FOR THE YEAR ENDING: 12/31/22

HAS BEEN PREPARED UNDER MY DIRECTION, FROM THE ORIGINAL BOOKS, PAPERS AND RECORDS OF SAID UTILITY; THAT I HAVE CAREFULLY EXAMINED THE SAME, AND DECLARE THE SAME TO BE A COMPLETE AND CORRECT STATEMENT OF BUSINESS AND AFFAIRS OF SAID UTILITY FOR THE PERIOD COVERED BY THIS REPORT IN RESPECT TO EACH AND EVERY MATTER AND THING SET FORTH, TO THE BEST OF MY KNOWLEDGE, INFORMATION AND BELIEF.

Sworn Statement: I HEREBY ATTEST THAT ALL PROPERTY TAXES FOR SAID COMPANY ARE CURRENT AND PAID IN FULL.

I HEREBY ATTEST THAT ALL SALES TAXES FOR SAID COMPANY ARE CURRENT AND PAID IN FULL.

Crystal Greene
signature of owner/official


623-298-3744
telephone no.

SUBSCRIBED AND SWORN TO BEFORE ME A NOTARY PUBLIC
IN AND FOR THE COUNTY

THIS 11th DAY OF Maricopa
April 2023
(month) and (year)

MY COMMISSION EXPIRES April 29, 2025
(date)

Micky Chetty
(signature of notary public)



Verification and Sworn Statement

Verification:

State of Arizona I, the undersigned of the
(state name)
County of (county name): Yavapai
Name (owner or official) title: Crystal Greene, Secretary/Treasurer
Company name: Cordes Lakes Water Company

DO SAY THAT THIS ANNUAL UTILITY PROPERTY TAX AND SALES TAX REPORT TO THE ARIZONA CORPORATION COMMISSION.

FOR THE YEAR ENDING: 12/31/22


HAS BEEN PREPARED UNDER MY DIRECTION, FROM THE ORIGINAL BOOKS, PAPERS AND RECORDS OF SAID UTILITY; THAT I HAVE CAREFULLY EXAMINED THE SAME, AND DECLARE THE SAME TO BE A COMPLETE AND CORRECT STATEMENT OF BUSINESS AND AFFAIRS OF SAID UTILITY FOR THE PERIOD COVERED BY THIS REPORT IN RESPECT TO EACH AND EVERY MATTER AND THING SET FORTH, TO THE BEST OF MY KNOWLEDGE, INFORMATION AND BELIEF.

Sworn Statement: IN ACCORDANCE WITH THE REQUIREMENTS OF TITLE 40, ARTICLE 8, SECTION 40-401, ARIZONA REVISED STATUTES, IT IS HEREIN REPORTED THAT THE GROSS OPERATING REVENUE OF SAID UTILITY DERIVED FROM ARIZONA INTRASTATE UTILITY OPERATIONS DURING THE CALENDAR YEAR WAS:

Arizona Intrastate Gross Operating Revenues Only (\$)
\$646,417
(The amount in the box above includes
\$40,264 in sales taxes
billed or collected)

Crystal Greene
signature of owner/official
623-298-3744
telephone no.

SUBSCRIBED AND SWORN TO BEFORE ME A NOTARY PUBLIC
IN AND FOR THE COUNTY Maricopa
THIS 11th DAY OF April, 2023
(month) and (year)
MY COMMISSION EXPIRES April 29, 2025
(date)



Mickey Chetty
(signature of notary public)

Verification and Sworn Statement (Residential Revenue)

Verification:

State of Arizona I, the undersigned of the
(state name)

County of (county name): Yavapai
Name (owner or official) title: Crystal Greene, Secretary/Treasurer
Company name: Cordes Lakes Water Company

DO SAY THAT THIS ANNUAL UTILITY PROPERTY TAX AND SALES TAX REPORT TO THE ARIZONA CORPORATION COMMISSION.

FOR THE YEAR ENDING: 12/31/22

HAS BEEN PREPARED UNDER MY DIRECTION, FROM THE ORIGINAL BOOKS, PAPERS AND RECORDS OF SAID UTILITY; THAT I HAVE CAREFULLY EXAMINED THE SAME, AND DECLARE THE SAME TO BE A COMPLETE AND CORRECT STATEMENT OF BUSINESS AND AFFAIRS OF SAID UTILITY FOR THE PERIOD COVERED BY THIS REPORT IN RESPECT TO EACH AND EVERY MATTER AND THING SET FORTH, TO THE BEST OF MY KNOWLEDGE, INFORMATION AND BELIEF.

Sworn Statement: IN ACCORDANCE WITH THE REQUIREMENTS OF TITLE 40, ARTICLE 8, SECTION 40-401, ARIZONA REVISED STATUTES, IT IS HEREIN REPORTED THAT THE GROSS OPERATING REVENUE OF SAID UTILITY DERIVED FROM ARIZONA INTRASTATE UTILITY OPERATIONS RECEIVED FROM RESIDENTIAL CUSTOMERS DURING THE CALENDAR YEAR WAS:

Arizona Intrastate Gross Operating Revenues Only (\$)

\$590,774
(The amount in the box above includes
\$40,264 in sales taxes
billed or collected)


Crystal Greene
signature of owner/official

623-298-3744
telephone no.

SUBSCRIBED AND SWORN TO BEFORE ME A NOTARY PUBLIC
IN AND FOR THE COUNTY Maricopa
(county name)

THIS 11th DAY OF April 2023
(month) and (year)

MY COMMISSION EXPIRES April 29, 2025
(date)



Micky Chetty
(signature of notary public)

Cordes Lakes Water Company
Annual Report
Full Gross -Up method for Income Tax Statement of Certification
12/31/22

Full Gross-Up Method for Income Tax Statement of Certification

Verification:

State of Arizona I, the undersigned of the
(state name)

County of (county name): Yavapai
Name (owner or official) title: Crystal Greene, Secretary/Treasurer
Company name: Cordes Lakes Water Company

FOR THE YEAR ENDING: 12/31/22

Sworn Statement:

IN ACCORDANCE WITH THE REQUIREMENTS OF DECISION NO. 77084, BECAUSE THE UTILITY REQUIRES THE GROSS UP OF ADVANCES AND CONTRIBUTIONS, I HEREBY STATE THAT THE UTILITY HAS INCURRED OR IS EXPECTING TO INCUR A NET INCREASE IN CURRENT INCOME TAX EXPENSE OR A DECREASE IN DEFERRED TAX ASSET FOR A CARRY FORWARD ACCORDING TO GAAP IN AN AMOUNT EQUAL TO OR GREATER THAN THE AMOUNT OF THE REQUIRED GROSS UP PAID BY DEVELOPERS IN THE PERIOD COVERED BY THIS ANNUAL REPORT.

Crystal Greene
signature of owner/official

623-298-3744
telephone no.

SUBSCRIBED AND SWORN TO BEFORE ME A NOTARY PUBLIC
IN AND FOR THE COUNTY

Maricopa
(county name)

THIS 11th DAY OF April 2023
(month) and (year)

MY COMMISSION EXPIRES April 29, 2025
(date)

Micky Chetty
(signature of notary public)

