

ANNUAL REPORT

Of

Company Name:
10858 N. Sand Canyon Place

Mailing Address: Tucson AZ
85737

RECEIVED BY EMAIL
2/16/2022, 3:20 PM
ARIZONA CORPORATION COMMISSION
UTILITIES DIVISION

Docket No.: W-20801A
For the Year Ended:

WATER UTILITY

To

Arizona Corporation Commission

Due on April 15th

Email: Util-Compliance@azcc.gov, mail or deliver the completed Annual Report to:

Arizona Corporation Commission
Compliance Section - Utilities Division
1200 West Washington Street
Phoenix, Arizona 85007

Application Type:
Application Date:

ARIZONA CORPORATION COMMISSION
WATER UTILITY ANNUAL REPORT
Desert Valencia Water, Inc.
A Class Utility

For the Calendar Year Ended: 12/31/21

Primary Address:
City: State: Zip Code:

Telephone Number:

Date of Original Organization of Utility:

Person to whom correspondence should be addressed concerning this report:

Name:
Telephone No. :
Address:
City: State: Zip Code:
Email:

Management Contact

Name:
Telephone No. :
Address:
City: State: Zip Code:
Email:

Statutory Agent

Name:
Telephone No. :
Address:
City: State: Zip Code:
Email:

NA

Name:
Telephone No. :
Address:
City: State: Zip Code:
Email:

NA

Name:
Telephone No. :
Address:
City: State: Zip Code:
Email:

Ownership:

Counties Served:

Important changes during the year	
--	--

No	For those companies not subject to the affiliated interest rules, has there been a change in ownership or direct control during the year?
	If yes, please provide specific details in the box below.
	N/A

No	Has the company been notified by any other regulatory authorities during the year, that they are out of compliance?
	If yes, please provide specific details in the box below.
	N/A

Utility Plant in Service (Water)							
Account No.	Description	Beginning Year Original Cost	Current Year Additions	Current Year Retirements	Adjusted Original Cost	Accumulated Depreciation	OCLD (OC less AD)
		\$0	\$0	\$0	\$0	\$0	\$0
301	Organization	0	0	0	0	0	0
302	Franchises	0	0	0	0	0	0
303	Land and Land Rights	6,400	0	0	6,400	0	6,400
304	Structures and Improvements	0	0	0	0	0	0
305	Collecting & Improving Reservoirs	0	0	0	0	0	0
306	Lake, River, Canal Intakes	0	0	0	0	0	0
307	Wells and Springs	0	0	0	0	0	0
308	Infiltration Galleries	0	0	0	0	0	0
309	Supply Mains	0	0	0	0	0	0
310	Power Generation Equipment	0	0	0	0	0	0
311	Pumping Equipment	2,671	0	0	2,671	2,671	0
320	Water Treatment Equipment	0	0	0	0	0	0
320.1	Water Treatment Plants	0	0	0	0	0	0
320.2	Solution Chemical Feeders	0	0	0	0	0	0
320.3	Point-of-Use Treatment Devices	0	11,189	0	11,189	0	11,189
330	Distribution Reservoirs and Standpipes	0	0	0	0	0	0
330.1	Storage Tanks	0	0	0	0	0	0
330.2	Pressure Tanks	5,783	0	0	5,783	5,783	0
331	Transmission and Distribution Mains	0	0	0	0	0	0
333	Services	0	0	0	0	0	0
334	Meters and Meter Installations	28,139	0	0	28,139	11,432	16,707
335	Hydrants	0	0	0	0	0	0
336	Backflow Prevention Devices	0	0	0	0	0	0
339	Other Plant and Misc. Equipment	22,442	0	0	22,442	19,261	3,181
340	Office Furniture and Equipment	0	0	0	0	0	0
340.1	Computer & Software	0	0	0	0	0	0
341	Transportation Equipment	0	0	0	0	0	0
342	Stores Equipment	0	0	0	0	0	0
343	Tools, Shop and Garage Equipment	0	0	0	0	0	0
344	Laboratory Equipment	0	0	0	0	0	0
345	Power Operated Equipment	0	0	0	0	0	0
346	Communication Equipment	0	0	0	0	0	0
347	Miscellaneous Equipment	0	0	0	0	0	0
348	Other Tangible Plant	7,994	0	0	7,994	7,094	900
	Totals	\$73,429	\$11,189	\$0	\$84,618	\$46,241	\$38,377

Desert Valencia Water, Inc.
Annual Report
Depreciation Expense for the Current Year (Water)
12/31/21

Depreciation Expense for the Current Year (Water)									
Account No.	Description	Beginning Year Original Cost	Current Year Additions	Current Year Retirements	Adjusted Original Cost	Fully Depreciated/Non-depreciable Plant	Depreciable Plant	Depreciation Percentages	Depreciation Expense
301	Organization	\$0	\$0	\$0	\$0	\$0	\$0	0.00%	\$0
302	Franchises	0	0	0	0	0	0	0.00%	0
303	Land and Land Rights	6,400	0	0	6,400	0	6,400	0.00%	0
304	Structures and Improvements	0	0	0	0	0	0	0.00%	0
305	Collecting & Improving Reservoirs	0	0	0	0	0	0	0.00%	0
306	Lake, River, Canal Intakes	0	0	0	0	0	0	0.00%	0
307	Wells and Springs	0	0	0	0	0	0	0.00%	0
308	Infiltration Galleries	0	0	0	0	0	0	0.00%	0
309	Supply Mains	0	0	0	0	0	0	0.00%	0
310	Power Generation Equipment	0	0	0	0	0	0	0.00%	0
311	Pumping Equipment	2,671	0	0	2,671	2,671	0	0.00%	0
320	Water Treatment Equipment	0	0	0	0	0	0	10.00%	0
320.1	Water Treatment Plants	0	0	0	0	0	0	0.00%	0
320.2	Solution Chemical Feeders	0	0	0	0	0	0	0.00%	0
320.3	Point-of-Use Treatment Devices	0	11,189	0	11,189	0	11,189	10.00%	559
330	Distribution Reservoirs and Standpipes	0	0	0	0	0	0	0.00%	0
330.1	Storage Tanks	0	0	0	0	0	0	0.00%	0
330.2	Pressure Tanks	5,783	0	0	5,783	5,783	0	0.00%	0
331	Transmission and Distribution Mains	0	0	0	0	0	0	0.00%	0
333	Services	0	0	0	0	0	0	0.00%	0
334	Meters and Meter Installations	28,139	0	0	28,139	0	28,139	5.00%	1,407
335	Hydrants	0	0	0	0	0	0	0.00%	0
336	Backflow Prevention Devices	0	0	0	0	0	0	0.00%	0
339	Other Plant and Misc. Equipment	22,442	0	0	22,442	0	22,442	6.67%	1,497
340	Office Furniture and Equipment	0	0	0	0	0	0	0.00%	0
340.1	Computer & Software	0	0	0	0	0	0	0.00%	0
341	Transportation Equipment	0	0	0	0	0	0	0.00%	0
342	Stores Equipment	0	0	0	0	0	0	0.00%	0
343	Tools, Shop and Garage Equipment	0	0	0	0	0	0	0.00%	0
344	Laboratory Equipment	0	0	0	0	0	0	0.00%	0
345	Power Operated Equipment	0	0	0	0	0	0	0.00%	0
346	Communication Equipment	0	0	0	0	0	0	0.00%	0
347	Miscellaneous Equipment	0	0	0	0	0	0	0.00%	0
348	Other Tangible Plant	7,994	0	0	7,994	0	7,994	10.00%	799
	Subtotal	\$73,429	\$11,189	\$0	\$84,618	\$8,454	\$76,164		\$4,263

Contribution(s) in Aid of Construction (Gross) \$0
Less: Non Amortizable Contribution(s) 0
Fully Amortized Contribution(s) 0
Amortizable Contribution(s) \$0
Times: Proposed Amortization Rate 5.60%
Amortization of CIAC \$0

Less: Amortization of CIAC \$0

DEPRECIATION EXPENSE **\$4,263**

Desert Valencia Water, Inc.
Annual Report
Balance Sheet Assets
12/31/21

Balance Sheet Assets				
	Assets		Balance at Beginning of Year (2021)	Balance at End of Year (2021)
Account No.	Current and Accrued Assets			
131	Cash		\$5,164	\$16,683
134	Working Funds		0	0
135	Temporary Cash Investments		0	0
141	Customer Accounts Receivable		0	0
146	Notes Receivable from Associated Companies		0	0
151	Plant Material and Supplies		1,560	993
162	Prepayments		3,981	4,387
174	Miscellaneous Current and Accrued Assets		0	0
	Total Current and Accrued Assets		\$10,705	\$22,063
Account No.	Fixed Assets			
101	Utility Plant in Service*		\$73,429	\$84,618
103	Property Held for Future Use		2,554	2,554
105	Construction Work in Progress		0	0
108	Accumulated Depreciation (enter as negative)*		(41,980)	(46,241)
121	Non-Utility Property		2,278	2,278
122	Accumulated Depreciation - Non Utility		(1,822)	(1,974)
	Total Fixed Assets		\$34,459	\$41,235
	Total Assets		\$45,164	\$63,298

*Note these items feed automatically from AR3 UPIS Page 4

Desert Valencia Water, Inc.
Annual Report
Balance Sheet Liabilities and Owners Equity

Balance Sheet Liabilities and Owners Equity				
	Liabilities		Balance at Beginning of Year (2021)	Balance at End of Year (2021)
Account No.	Current Liabilities			
231	Accounts Payable		\$0	\$0
232	Notes Payable (Current Portion)		0	0
234	Notes Payable to Associated Companies		0	0
235	Customer Deposits		0	0
236	Accrued Taxes		0	0
237	Accrued Interest		0	0
242	Miscellaneous Current and Accrued Liabilities		0	0
	Total Current Liabilities		\$0	\$0
	Long Term Debt			
224	Long Term Debt (Notes and Bonds)		\$0	\$0
	Deferred Credits			
251	Unamortized Premium on Debt		\$0	\$0
252	Advances in Aid of Construction		0	0
255	Accumulated Deferred Investment Tax Credits		0	0
271	Contributions in Aid of Construction		0	0
272	Less: Amortization of Contributions		0	0
281	Accumulated Deferred Income Tax		0	0
	Total Deferred Credits		\$0	\$0
	Total Liabilities		\$0	\$0
	Capital Accounts			
201	Common Stock Issued		\$30,000	\$30,000
211	Other Paid-In Capital		0	0
215	Retained Earnings		15,164	33,297
218	Proprietary Capital (Sole Props and Partnerships)		0	0
	Total Capital		\$45,164	\$63,297
	Total Liabilities and Capital		\$45,164	\$63,297

Note: Total liabilities and Capital must match total assets for the beginning and end of the year!

Desert Valencia Water, Inc.
Annual Report
Water Comparative Income Statement
12/31/21

Water Comparative Income Statement			
Account No.	Calendar Year	Current Year 01/01/2021 - 12/31/2021	Last Year 01/01/2020 - 12/31/2020
	Operating Revenue		
461	Metered Water Revenue	\$7,583	\$5,325
460	Unmetered Water Revenue	0	0
462	Fire Protection Revenue	0	0
469	Guaranteed Revenues (Surcharges)	0	0
471	Miscellaneous Service Revenues	0	0
474	Other Water Revenue	0	0
	Total Revenues	\$7,583	\$5,325
	Operating Expenses		
601	Salaries and Wages	\$8,727	\$9,595
604	Employee Pensions and Benefits	0	0
610	Purchased Water	7,962	7,475
615	Purchased Power	1,199	1,215
618	Chemicals	393	135
620	Materials and Supplies	683	786
620.1	Repairs and Maintenance	1,649	856
620.2	Office Supplies and Expense	131	80
630	Contractual Services	0	0
631	Contractual Services - Engineering	0	0
632	Contractual Services - Accounting	2,260	1,905
633	Contractual Services - Legal	0	0
634	Contractual Services - Management Fees	0	0
635	Contractual Services - Water Testing	521	425
636	Contractual Services - Other	0	1,021
640	Rents	0	0
641	Rental of Building/Real Property	0	0
642	Rental of Equipment	0	0
650	Transportation Expenses	109	256
657	Insurance - General Liability	636	634
657.1	Insurance - Health and Life	0	0
665	Regulatory Commission Expense - Rate	0	0
670	Bad Debt Expense	0	0
675	Miscellaneous Expense	189	605
403	Depreciation Expense (From Schedule AR4)	4,263	4,125
408	Taxes Other Than Income	506	377
408.11	Property Taxes	223	112
409	Income Taxes	0	0
427.1	Customer Security Deposit Interest	0	0
	Total Operating Expenses	\$29,451	\$29,602
	Operating Income / (Loss)	(\$21,868)	(\$24,277)
	Other Income / (Expense)		
419	Interest and Dividend Income	\$0	\$0
421	Non-Utility Income	0	0
426	Miscellaneous Non-Utility (Expense)	0	0
427	Interest (Expense)	0	0
	Total Other Income / (Expense)	\$0	\$0
	Net Income / (Loss)	(\$21,868)	(\$24,277)

Desert Valencia Water, Inc.
 Annual Report
 Full time equivalent employees
 12/31/21

Full time equivalent employees

	Direct Company	Allocated	Outside service	Total
President	0.0	0.0	0.0	0.0
Vice-president	0.0	0.0	0.0	0.0
Manager	0.0	0.0	0.0	0.0
Engineering Staff	0.0	0.0	0.0	0.0
System Operator(s)	0.0	0.0	0.1	0.1
Meter reader	0.0	0.0	0.0	0.0
Customer Service	0.0	0.0	0.0	0.0
Accounting	0.0	0.0	0.1	0.1
Business Office	0.1	0.0	0.0	0.1
Rates Department	0.0	0.0	0.0	0.0
Administrative Staff	0.0	0.0	0.0	0.0
Other	0.0	0.0	0.0	0.0
Total	0.1	0.0	0.2	0.3

Desert Valencia Water, Inc.
 Annual Report
 Supplemental Financial Data (Long-Term Debt)
 12/31/21

Supplemental Financial Data (Long-Term Debt)				
	Loan #1	Loan #2	Loan #3	Loan #4
Date Issued	1/0/1900	1/0/1900	1/0/1900	1/0/1900
Source of Loan	0	0	0	0
ACC Decision No.	0	0	0	0
Reason for Loan	0	0	0	0
Dollar Amt. Issued	\$0	\$0	\$0	\$0
Amount Outstanding	\$0	\$0	\$0	\$0
Date of Maturity	1/0/1900	1/0/1900	1/0/1900	1/0/1900
Interest Rate	0.00%	0.00%	0.00%	0.00%
Current Year Interest	\$0	\$0	\$0	\$0
Current Year Principal	\$0	\$0	\$0	\$0

Meter Deposit Balance at Test Year End:	\$0
---	-----

Meter Deposits Refunded During the Test Year:	\$0
---	-----

List all bonds, notes, loans, and other types of indebtedness in which the proceeds were used in the provision of public utility service. Indebtedness incurred for personal uses by the owner of the utility should not be listed. Input 0 or none if there is nothing to report for that cell.

Well and Water Usage

Name of the System: NA											
ADEQ Public Water System Number: NA											
ADWR PCC Number: NA											
Well registry 55# (55-XXXXXX):	Pump Horsepower	Pump Yield (gpm)	Casing Depth (feet)	Casing Diameter (inches)	Pump Motor Type **	Year Drilled	Water level 2011	Water level 2021	Meter Size (inches)	How measured:	Active
0	0	0	0	0	0	0	0	0	0	N/A	N/A
0	0	0	0	0	0	0	0	0	0	N/A	N/A
0	0	0	0	0	0	0	0	0	0	N/A	N/A
0	0	0	0	0	0	0	0	0	0	N/A	N/A
0	0	0	0	0	0	0	0	0	0	N/A	N/A
0	0	0	0	0	0	0	0	0	0	N/A	N/A
0	0	0	0	0	0	0	0	0	0	N/A	N/A
0	0	0	0	0	0	0	0	0	0	N/A	N/A
0	0	0	0	0	0	0	0	0	0	N/A	N/A
0	0	0	0	0	0	0	0	0	0	N/A	N/A
0	0	0	0	0	0	0	0	0	0	N/A	N/A
0	0	0	0	0	0	0	0	0	0	N/A	N/A
0	0	0	0	0	0	0	0	0	0	N/A	N/A
0	0	0	0	0	0	0	0	0	0	N/A	N/A
0	0	0	0	0	0	0	0	0	0	N/A	N/A
0	0	0	0	0	0	0	0	0	0	N/A	N/A
0	0	0	0	0	0	0	0	0	0	N/A	N/A
0	0	0	0	0	0	0	0	0	0	N/A	N/A
0	0	0	0	0	0	0	0	0	0	N/A	N/A
0	0	0	0	0	0	0	0	0	0	N/A	N/A
0	0	0	0	0	0	0	0	0	0	N/A	N/A
0	0	0	0	0	0	0	0	0	0	N/A	N/A
0	0	0	0	0	0	0	0	0	0	N/A	N/A
0	0	0	0	0	0	0	0	0	0	N/A	N/A

Name of system water delivered to: NA	
ADWR PCC Number:	#N/A
Source of water delivered to another system NA	
Name of system water received from: WELLTON-MOHAWK IRRIGATIO	
ADWR PCC Number:	91-000733.0000
Source of water received Colorado River	
Well registry 55# (55-XXXXXX): NA	

Month	Water withdrawn (gallons) ¹	Water sold (gallons) ²	Water delivered (sold) to other systems (gallons) ³	Water received (purchased) from other systems (gallons) ⁴	Estimated authorized use (gallons) ⁵	Purchased Power Expense ⁶	Purchased Power (kWh) ⁷
January	196,710.00	132,770.00	0.00	0.00	46,490.00	\$73	286
February	146,050.00	98,540.00	0.00	0.00	33,190.00	83	349
March	170,650.00	114,850.00	0.00	0.00	44,110.00	66	213
April	261,030.00	186,160.00	0.00	0.00	50,290.00	98	385
May	419,030.00	287,980.00	0.00	0.00	93,470.00	83	321
June	346,350.00	243,890.00	0.00	0.00	81,080.00	138	665
July	352,510.00	291,330.00	0.00	0.00	35,030.00	96	423
August	430,890.00	351,450.00	0.00	0.00	37,810.00	134	660
September	370,650.00	283,550.00	0.00	0.00	60,880.00	126	500
October	201,960.00	149,390.00	0.00	0.00	32,740.00	138	666
November	148,480.00	108,270.00	0.00	0.00	30,410.00	79	324
December	142,210.00	100,650.00	0.00	0.00	26,860.00	86	304
Totals	3,186,520.00	2,348,830.00	0.00	0.00	572,360.00	\$1,200	5,096

If applicable, in the space below please provide a description for all un-metered water use along with amounts:
N/A

¹ Water withdrawn - Total gallons of water withdrawn from pumped sources.
² Water sold - Total gallons from customer meters, and other sales such as construction water.
³ Water delivered (sold) to other systems - Total gallons of water delivered to other systems.
⁴ Water received (purchased) from other systems - Total gallons of water purchased/received from other systems.
⁵ Estimated authorized use - Total estimated gallons from authorized metered or unmetered use. Authorized uses such as flushing (mains, services and hydrants) draining/cleaning tanks, process, construction, fire fighting, etc. Non-authorized use (real losses) are service line breaks and leaks, water main breaks, meter inaccuracies and theft.
⁶ Enter the total purchased power costs for the power meters associated with this system.
⁷ Enter the total purchased kWh used by the power meters associated with this system.

Water Utility Plant Description			
Name of the System:	NA		
ADEQ Public Water System Number:	NA		NA
ADWR PCC Number:	NA		NA

MAINS		
Sizes (inches)	Material	Length (feet)
2.00	PVC	3,577
6.00	Cement	2,020
NA	NA	0
NA	NA	0
NA	NA	0
NA	NA	0
NA	NA	0
NA	NA	0
NA	NA	0
NA	NA	0
NA	NA	0
NA	NA	0
NA	NA	0
NA	NA	0
NA	NA	0

CUSTOMER METERS			
Size (inches)	Quantity	Percent over 1,000,000 gallons	Percent over 10 years old
5/8 X 3/4	14	21%	0%
0.75	9	44%	0%
NA	0	0%	0%
NA	0	0%	0%
NA	0	0%	0%
NA	0	0%	0%
NA	0	0%	0%
NA	0	0%	0%
NA	0	0%	0%
NA	0	0%	0%
NA	0	0%	0%
NA	0	0%	0%
NA	0	0%	0%
NA	0	0%	0%
NA	0	0%	0%
NA	0	0%	0%
NA	0	0%	0%
NA	0	0%	0%
NA	0	0%	0%
NA	0	0%	0%

SERVICE LINES			
Material	Percent of system	Year installed	
PVC	100%	1968	
NA	0%	0	
NA	0%	0	
NA	0%	0	
NA	0%	0	

BOOSTER PUMPS		
Horsepower	GPM	Quantity
1.5	Unknown	1
0	0	0
0	0	0
0	0	0

FIRE HYDRANTS	
Type	Quantity
Standard *	0
Other	0

STORAGE TANKS			
Capacity (gallons)	Material	Quantity	Year installed
20,000	Steel	1	Unknown
0	0	0	0
0	0	0	0
0	0	0	0
0	0	0	0
0	0	0	0

PRESSURE/BLADDER TANKS			
Capacity (gallons)	Material	Quantity	Year installed
1,000	Steel	1	2010
3,000	Steel	1	Unknown
0	0	0	0
0	0	0	0
0	0	0	0
0	0	0	0

* A standard fire hydrant has two 2.5 inch hose connection nozzles with 7.5 threads per inch, and one 4.5 inch pumper connection nozzle with 4 threads per inch.

Water Utility Plant Description (Continued)
--

For the following three items, list the utility owned assets in each category for each system.

TREATMENT EQUIPMENT:	Sand Filters, Chlorine Treatment
-----------------------------	----------------------------------

STRUCTURES:	Chain Link Fence around water plant, small frame building
--------------------	---

OTHER:	Contract to furnish M & I water from Mohawk Canal with Wellton-Mohawk Irrigation and Drainage District for 250 Acre Feet per year, 6 Acres of land
---------------	--

Provide a calculation used to determine the value of one water equivalent residential connection (ERC).

Use one of the following methods:

- (a) If actual flow data are available from the preceding 12 months, divide the total annual single family residence (SFR) gallons sold by the average number of single family residence customers for the same period and divide the result by
- (b) If no historical flow data are available, use:
 $ERC = (\text{Total SFR gallons sold (Omit 000)} / 365 \text{ days} / 350 \text{ gallons per day})$

ERC	18
Method used:	(b)

Customer and Other Information	
Name of the System:	NA
ADEQ Public Water System Number:	NA
ADWR PCC Number:	NA

Month	Number of Customers				Other Non-Residential
	Single-Family	Multi-Family	Commercial	Turf/Irrigation	
January	8	0	0	0	0
February	8	0	0	0	0
March	8	0	0	0	0
April	8	0	0	0	0
May	8	0	0	0	0
June	8	0	0	0	0
July	8	0	0	0	0
August	9	0	0	0	0
September	9	0	0	0	0
October	9	0	0	0	0
November	9	0	0	0	0
December	9	0	0	0	0

If the system has fire hydrants, what is the fire flow requirements? GPM for hrs.

Does the system have chlorination treatment?

Does the Company have an ADWR Gallons Per Capita Per Day (GPCPD) requirement?
 If yes, provide the GPCPD amount:

Is the Water Utility located in an ADWR Active Management Area (AMA)?
 If yes, which AMA?

What is the present system connection capacity (in ERCs *) using existing lines?

What is the future system connection capacity (in ERCs *) upon service area buildout?

Describe any plans and estimated completion dates for any enlargements or improvements of this system.

* an ERC is based on the calculation on the bottom of AR9 page 12.

Desert Valencia Water, Inc.
 Annual Report
 Utility Shutoffs / Disconnects
 12/31/21

Utility Shutoffs / Disconnects	
Name of the System:	NA
ADEQ Public Water System Number:	NA
ADWR PCC Number:	NA

Month	Termination without Notice R14-2-410.B	Termination with Notice R14-2-410.C	Other
January	0	0	0
February	0	0	0
March	0	0	0
April	0	0	0
May	0	0	0
June	0	0	0
July	0	0	0
August	0	0	0
September	0	0	0
October	0	0	0
November	0	0	0
December	0	0	0
Total	0	0	0

Other (description): None

Instructions: Fill out the Grey Cells with the relevent information. Input 0 or none if there is nothing recorded in that account or there is no applicable information to report.

Desert Valencia Water, Inc.
Annual Report
Property Taxes
12/31/21

Property Taxes	
-----------------------	--

Amount of actual property taxes paid during Calendar Year 2021 was	
--	--

\$223

If no property taxes paid, explain why.

Paid

Instructions: Fill out the Grey Cells with the relevant information. Input 0 or none if there is nothing recorded in that account or there is no applicable information to report.

Desert Valencia Water, Inc.
Annual Report
Verification and Sworn Statement (Taxes)
12/31/21

Verification and Sworn Statement (Taxes)

Verification: State of Arizona, the undersigned of the
(state name)

County of (county name): Pima
Name (owner or official) title: Scott Wootton - President
Company name: Desert Valencia Water, Inc.

DO SAY THAT THIS ANNUAL UTILITY PROPERTY TAX AND SALES TAX REPORT TO THE ARIZONA CORPORATION COMMISSION.

FOR THE YEAR ENDING: 12/31/21

HAS BEEN PREPARED UNDER MY DIRECTION, FROM THE ORIGINAL BOOKS, PAPERS AND RECORDS OF SAID UTILITY; THAT I HAVE CAREFULLY EXAMINED THE SAME, AND DECLARE THE SAME TO BE A COMPLETE AND CORRECT STATEMENT OF BUSINESS AND AFFAIRS OF SAID UTILITY FOR THE PERIOD COVERED BY THIS REPORT IN RESPECT TO EACH AND EVERY MATTER AND THING SET FORTH, TO THE BEST OF MY KNOWLEDGE, INFORMATION AND BELIEF.

Sworn Statement: I HEREBY ATTEST THAT ALL PROPERTY TAXES FOR SAID COMPANY ARE CURRENT AND PAID IN FULL.

I HEREBY ATTEST THAT ALL SALES TAXES FOR SAID COMPANY ARE CURRENT AND PAID IN FULL.

Scott Wootton

signature of owner/official

520-812-7533

telephone no.

SUBSCRIBED AND SWORN TO BEFORE ME A NOTARY PUBLIC
IN AND FOR THE COUNTY

THIS


16th

DAY OF

Pima County
(county name)
February 2022
(month) and (year)

MY COMMISSION EXPIRES

7/3/2023
(date)



Carlos Curbeo
(signature of notary public)

Verification and Sworn Statement

Verification:

State of Arizona I, the undersigned of the
(state name)
County of (county name): Pima
Name (owner or official) title: Scott Wootton - President
Company name: Desert Valencia Water, Inc.

DO SAY THAT THIS ANNUAL UTILITY PROPERTY TAX AND SALES TAX REPORT TO THE ARIZONA CORPORATION COMMISSION.

FOR THE YEAR ENDING: 12/31/21

HAS BEEN PREPARED UNDER MY DIRECTION, FROM THE ORIGINAL BOOKS, PAPERS AND RECORDS OF SAID UTILITY; THAT I HAVE CAREFULLY EXAMINED THE SAME, AND DECLARE THE SAME TO BE A COMPLETE AND CORRECT STATEMENT OF BUSINESS AND AFFAIRS OF SAID UTILITY FOR THE PERIOD COVERED BY THIS REPORT IN RESPECT TO EACH AND EVERY MATTER AND THING SET FORTH, TO THE BEST OF MY KNOWLEDGE, INFORMATION AND BELIEF.

Sworn Statement:

IN ACCORDANCE WITH THE REQUIREMENTS OF TITLE 40, ARTICLE 8, SECTION 40-401, ARIZONA REVISED STATUTES, IT IS HEREIN REPORTED THAT THE GROSS OPERATING REVENUE OF SAID UTILITY DERIVED FROM ARIZONA INTRASTATE UTILITY OPERATIONS DURING THE CALENDAR YEAR WAS:

Arizona Intrastate Gross Operating Revenues Only (\$)

\$7,583

(The amount in the box above includes

\$461 in sales taxes
billed or collected)

Scott Wootton

signature of owner/official

520-812-7533

telephone no.

SUBSCRIBED AND SWORN TO BEFORE ME A NOTARY PUBLIC
IN AND FOR THE COUNTY

THIS

16th


DAY OF

Pima County
(county name)

February 2022
(month) and (year)

MY COMMISSION EXPIRES

7/3/2023
(date)



Carlos Curbeo
(signature of notary public)

Verification and Sworn Statement (Residential Revenue)

Verification:

State of Arizona I, the undersigned of the
(state name)

County of (county name): Pima
Name (owner or official) title: Scott Wootton - President
Company name: Desert Valencia Water, Inc.

DO SAY THAT THIS ANNUAL UTILITY PROPERTY TAX AND SALES TAX REPORT TO THE ARIZONA CORPORATION COMMISSION.

FOR THE YEAR ENDING: 12/31/21

HAS BEEN PREPARED UNDER MY DIRECTION, FROM THE ORIGINAL BOOKS, PAPERS AND RECORDS OF SAID UTILITY; THAT I HAVE CAREFULLY EXAMINED THE SAME, AND DECLARE THE SAME TO BE A COMPLETE AND CORRECT STATEMENT OF BUSINESS AND AFFAIRS OF SAID UTILITY FOR THE PERIOD COVERED BY THIS REPORT IN RESPECT TO EACH AND EVERY MATTER AND THING SET FORTH, TO THE BEST OF MY KNOWLEDGE, INFORMATION AND BELIEF.

Sworn Statement:

IN ACCORDANCE WITH THE REQUIREMENTS OF TITLE 40, ARTICLE 8, SECTION 40-401, ARIZONA REVISED STATUTES, IT IS HEREIN REPORTED THAT THE GROSS OPERATING REVENUE OF SAID UTILITY DERIVED FROM ARIZONA INTRASTATE UTILITY OPERATIONS RECEIVED FROM RESIDENTIAL CUSTOMERS DURING THE CALENDAR YEAR WAS:

Arizona Intrastate Gross Operating Revenues Only (\$)

\$7,583

(The amount in the box above includes

\$461 in sales taxes
billed or collected)

Scott Wootton

signature of owner/official

520-812-7533

telephone no.

SUBSCRIBED AND SWORN TO BEFORE ME A NOTARY PUBLIC
IN AND FOR THE COUNTY

Pima County
(county name)

THIS


16th

DAY OF

February 2022
(month) and (year)

MY COMMISSION EXPIRES

7/3/2023
(date)



Carlos Curbeo

(signature of notary public)