

ANNUAL REPORT

Of

Company Name:
5290 E. Northgate Loop

Mailing Address: Flagstaff AZ
86004

Docket No.:

For the Year Ended:

RECEIVED
MAY 15 2019
ARIZONA CORP COMMISSION
UTILITIES DIVISION - DIRECTOR'S OFFICE

WATER UTILITY

To

Arizona Corporation Commission

Due on April 15th

Email: rdelafuente@azcc.gov, mail or deliver the completed Annual Report to:

Arizona Corporation Commission
Compliance Section - Utilities Division
1200 West Washington Street
Phoenix, Arizona 85007

Application Type:
Application Date:

5-16-19

ARIZONA CORPORATION COMMISSION
WATER UTILITY ANNUAL REPORT
Doney Park Water

A Class Utility

1. For the Calendar Year Ended: 12/31/18

2. Address:

5290 E Northgate Loop			
City:	Flagstaff	State:	Arizona
		Zip Code:	86004

3. Telephone Number:

928-526-1080

4. Date of Original Organization of Utility:

1/1/1936

5. Person to whom correspondence should be addressed concerning this report:

Name:

Tammi Linville

Telephone No. :

928-526-1080

Address:

5290 E Northgate Loop			
City:	Flagstaff	State:	Arizona
		Zip Code:	86004

Email:

Tammi@doneyparkwater.com

6. On-Site Manager:

Name:

Bill Linville

Telephone No. :

928-526-1080

Address:

5290 E Northgate Loop			
City:	Flagstaff	State:	Arizona
		Zip Code:	86004

Email:

BJLinville@doneyparkwater.com

7. Ownership:

Association--Cooperative

8. Counties Served:

Coconino

Utility Plant in Service (Water)							
Account No.	Description	Beginning Year Original Cost	Current Year Additions	Current Year Retirements	Adjusted Original Cost	Accumulated Depreciation	OCLD (OC less AD)
301	Organization	\$1,350	\$0	\$0	\$1,350	\$0	\$1,350
302	Franchises	0	\$0	\$0	0	\$0	0
303	Land and Land Rights	151,653	\$0	\$0	151,653	\$0	151,653
304	Structures and Improvements	1,593,387	\$0	\$0	1,593,387	1,228,103	365,284
305	Collecting & Improving Reservoirs	0	\$0	\$0	0	\$0	0
306	Lake, River, Canal Intakes	0	\$0	\$0	0	\$0	0
307	Wells and Springs	1,938,289	\$0	\$0	1,938,289	1,252,868	685,421
308	Infiltration Galleries	0	\$0	\$0	0	\$0	0
309	Supply Mains	0	\$0	\$0	0	\$0	0
310	Power Generation Equipment	0	\$0	\$0	0	\$0	0
311	Pumping Equipment	2,017,775	170,841	\$0	2,188,616	1,751,062	437,554
320	Water Treatment Equipment	0	\$0	\$0	0	\$0	0
320.1	Water Treatment Plants	40,391	\$0	\$0	40,391	29,728	10,663
320.2	Solution Chemical Feeders	0	\$0	\$0	0	\$0	0
320.3	Point-of-Use Treatment Devices	0	\$0	\$0	0	\$0	0
330	Distribution Reservoirs and Standpipes	\$0	\$0	\$0	0	\$0	0
330.1	Storage Tanks	2,250,150	4,600	\$0	2,254,750	1,687,363	567,387
330.2	Pressure Tanks	0	\$0	\$0	0	\$0	0
331	Transmission and Distribution Mains	7,852,921	4,891	\$0	7,857,812	5,328,336	2,529,476
333	Services	593,484	12,750	\$0	606,234	340,744	265,490
334	Meters and Meter Installations	2,493,362	170,807	12,672	2,651,497	1,662,843	988,654
335	Hydrants	19,028	\$0	\$0	19,028	12,465	6,563
336	Backflow Prevention Devices	0	\$0	\$0	0	\$0	0
339	Other Plant and Misc. Equipment	0	\$0	\$0	0	\$0	0
340	Office Furniture and Equipment	258,397	\$0	\$0	258,397	226,538	31,859
340.1	Computer & Software	93,264	\$0	\$0	93,264	88,421	4,843
341	Transportation Equipment	437,699	\$0	\$0	437,699	354,163	83,536
342	Stores Equipment	0	\$0	\$0	0	\$0	0
343	Tools, Shop and Garage Equipment	205,520	\$0	\$0	205,520	144,428	61,092
344	Laboratory Equipment	0	\$0	\$0	0	\$0	0
345	Power Operated Equipment	177,812	\$0	\$0	177,812	135,345	42,467
346	Communication Equipment	118,835	\$0	\$0	118,835	61,759	57,076
347	Miscellaneous Equipment	835,433	45,676	\$0	881,109	642,255	238,854
348	Other Tangible Plant	0	\$0	\$0	0	(12,673)	12,673
	Totals	\$21,078,750	\$409,565	\$12,672	\$21,475,643	\$14,933,748	\$6,541,895

Instructions: Fill out the Grey Cells with the relevant information. Input 0 or none if there is nothing recorded in that account or there is no applicable information to report.

Doney Park Water
Annual Report
Depreciation Expense for the Current Year (Water)
12/31/18

Depreciation Expense for the Current Year (Water)								
Account No.	Description	Beginning Year Original Cost	Current Year Additions	Current Year Retirements	Adjusted Original Cost	Fully Depreciated/Non-depreciable Plant	Depreciation Percentages	Depreciation Expense
301	Organization	\$1,350	\$0	\$0	\$1,350	\$0	0.00%	\$0
302	Franchises	0	0	0	0	\$0	0.00%	0
303	Land and Land Rights	151,653	0	0	151,653	\$0	0.00%	0
304	Structures and Improvements	1,593,387	0	0	1,593,387	\$563,544	3.33%	34,294
305	Collecting & Improving Reservoirs	0	0	0	0	\$0	0.00%	0
306	Lake, River, Canal Intakes	0	0	0	0	\$0	0.00%	0
307	Wells and Springs	1,938,289	0	0	1,938,289	\$750,053	3.33%	39,568
308	Infiltration Galleries	0	0	0	0	\$0	0.00%	0
309	Supply Mains	0	0	0	0	\$0	0.00%	0
310	Power Generation Equipment	0	0	0	0	\$0	0.00%	0
311	Pumping Equipment	2,017,775	170,841	0	2,188,616	\$1,285,315	12.50%	102,235
320	Water Treatment Equipment	0	0	0	0	\$0	0.00%	0
320.1	Water Treatment Plants	40,391	0	0	40,391	\$12,707	3.33%	922
320.2	Solution Chemical Feeders	0	0	0	0	\$0	0.00%	0
320.3	Point-of-Use Treatment Devices	0	0	0	0	\$0	0.00%	0
330	Distribution Reservoirs and Standpipes	0	0	0	0	\$0	0.00%	0
330.1	Storage Tanks	2,250,150	4,600	0	2,254,750	\$1,258,025	2.22%	22,076
330.2	Pressure Tanks	0	0	0	0	\$0	0.00%	0
331	Transmission and Distribution Mains	7,852,921	4,891	0	7,857,812	\$2,639,650	2.00%	104,314
333	Services	593,484	12,750	0	606,234	\$0	3.33%	19,975
334	Meters and Meter Installations	2,493,362	170,807	12,672	2,651,497	\$240,375	8.33%	194,260
335	Hydrants	19,028	0	0	19,028	\$3,184	2.00%	317
336	Backflow Prevention Devices	0	0	0	0	\$0	0.00%	0
339	Other Plant and Misc. Equipment	0	0	0	0	\$0	0.00%	0
340	Office Furniture and Equipment	258,397	0	0	258,397	\$96,205	6.67%	10,818
340.1	Computer & Software	93,264	0	0	93,264	\$71,075	20.00%	4,438
341	Transportation Equipment	437,699	0	0	437,699	\$147,370	20.00%	58,066
342	Stores Equipment	0	0	0	0	\$0	0.00%	0
343	Tools, Shop and Garage Equipment	205,520	0	0	205,520	\$17,390	5.00%	9,407
344	Laboratory Equipment	0	0	0	0	\$0	0.00%	0
345	Power Operated Equipment	177,812	0	0	177,812	\$0	5.00%	8,891
346	Communication Equipment	118,835	0	0	118,835	\$24,525	10.00%	9,431
347	Miscellaneous Equipment	835,433	45,676	0	881,109	\$167,605	10.00%	69,067
348	Other Tangible Plant	0	0	0	0	\$0	0.00%	0
	Subtotal	\$21,078,750	\$409,565	\$12,672	\$21,475,643	\$7,277,023		\$688,078

Contribution(s) in Aid of Construction (Gross)	\$5,738,510
Less: Non Amortizable Contribution(s)	0
Fully Amortized Contribution(s)	0
Amortizable Contribution(s)	<u>\$5,738,510</u>
Times: Proposed Amortization Rate	5.00%
Amortization of CIAC	\$286,926
	Less: Amortization of CIAC
	\$286,926
	DEPRECIATION EXPENSE
	\$401,153

Instructions: Fill out the Grey Cells with the relevant information. Input 0 or none if there is nothing recorded in that account or there is no applicable information to report.

Doney Park Water
 Annual Report
 Balance Sheet Assets
 12/31/18

Balance Sheet Assets				
	Assets		Balance at Beginning of Year (2018)	Balance at End of Year (2018)
Account No.	Current and Accrued Assets			
131	Cash		\$270,074	\$105,458
134	Working Funds		0	0
135	Temporary Cash Investments		552,198	502,161
141	Customer Accounts Receivable		222,125	204,320
146	Notes Receivable from Associated Companies		0	0
151	Plant Material and Supplies		116,464	68,910
162	Prepayments		53,378	60,273
174	Miscellaneous Current and Accrued Assets		2,817	3,886
	Total Current and Accrued Assets		\$1,217,056	\$945,008
Account No.	Fixed Assets			
101	Utility Plant in Service*		\$21,078,750	\$21,475,643
103	Property Held for Future Use		0	0
105	Construction Work in Progress		847,870	815,740
108	Accumulated Depreciation (enter as negative)*		(14,258,341)	(14,933,748)
121	Non-Utility Property		0	0
122	Accumulated Depreciation - Non Utility		0	0
	Total Fixed Assets		\$7,668,279	\$7,357,635
	Total Assets		\$8,885,335	\$8,302,643

Instructions: Fill out the Grey Cells with the relevant information. Input 0 or none if there is nothing recorded in that account or there is no applicable information to report.

*Note these items feed automatically from AR3 UPIS Page 3

Doney Park Water
 Annual Report
 Balance Sheet Liabilities and Owners Equity

Balance Sheet Liabilities and Owners Equity				
	Liabilities		Balance at Beginning of Year (2018)	Balance at End of Year (2018)
Account No.	Current Liabilities			
231	Accounts Payable		\$53,669	\$34,406
232	Notes Payable (Current Portion)		116,962	122,823
234	Notes Payable to Associated Companies		0	0
235	Customer Deposits		166,806	165,933
236	Accrued Taxes		58,191	56,617
237	Accrued Interest		0	0
242	Miscellaneous Current and Accrued Liabilities		214,159	219,185
	Total Current Liabilities		\$609,787	\$598,964
	Long Term Debt			
224	Long Term Debt (Notes and Bonds)		\$433,884	\$311,060
	Deferred Credits			
251	Unamortized Premium on Debt		\$0	\$0
252	Advances in Aid of Construction		759,824	760,014
255	Accumulated Deferred Investment Tax Credits		0	0
271	Contributions in Aid of Construction		5,738,510	5,738,510
272	Less: Amortization of Contributions		(2,752,773)	(3,039,698)
281	Accumulated Deferred Income Tax		0	0
	Total Deferred Credits		\$3,745,561	\$3,458,826
	Total Liabilities		\$4,789,232	\$4,368,850
	Capital Accounts			
201	Common Stock Issued		\$0	\$0
211	Other Paid-In Capital		4,084,993	4,170,993
215	Retained Earnings		11,110	(237,200)
218	Proprietary Capital (Sole Props and Partnerships)		0	0
	Total Capital		\$4,096,103	\$3,933,793
	Total Liabilities and Capital		\$8,885,335	\$8,302,643

Instructions: Fill out the Grey Cells with the relevant information. Input 0 or none if there is nothing recorded in that account or there is no applicable information to report.

Note: Total liabilities and Capital must match total assets for the beginning and end of the year!

Water Comparative Income Statement			
Account No.	Calendar Year	Current Year 01/01/2018 - 12/31/2018	Last Year 01/01/2017 - 12/31/2017
	Operating Revenue		
461	Metered Water Revenue	\$2,492,124	\$2,434,366
460	Unmetered Water Revenue	0	0
462	Fire Protection Revenue	0	0
469	Guaranteed Revenues (Surcharges)	0	0
471	Miscellaneous Service Revenues	0	0
474	Other Water Revenue	23,421	25,464
	Total Revenues	\$2,515,545	\$2,459,830
	Operating Expenses		
601	Salaries and Wages	\$938,580	\$885,903
604	Employee Pensions and Benefits	71,332	59,067
610	Purchased Water	0	0
615	Purchased Power	375,868	336,366
618	Chemicals	0	0
620	Materials and Supplies	43,249	98,078
620.1	Repairs and Maintenance	359,809	58,034
620.2	Office Supplies and Expense	91,156	3,796
630	Contractual Services	45,430	39,828
631	Contractual Services - Engineering	0	0
632	Contractual Services - Accounting	15,008	12,250
633	Contractual Services - Legal	1,105	(2,247)
634	Contractual Services - Management Fees	0	0
635	Contractual Services - Water Testing	4,627	3,280
636	Contractual Services - Other	0	0
640	Rents	0	0
641	Rental of Building/Real Property	0	0
642	Rental of Equipment	0	0
650	Transportation Expenses	26,115	24,364
657	Insurance - General Liability	49,712	51,495
657.1	Insurance - Health and Life	111,099	106,041
665	Regulatory Commission Expense - Rate	4,108	5,715
670	Bad Debt Expense	1,196	1,229
675	Miscellaneous Expense	42,419	2,865
403	Depreciation Expense (From Schedule AR4)	401,153	414,141
408	Taxes Other Than Income	73,754	71,291
408.11	Property Taxes	90,444	90,467
409	Income Taxes	0	0
427.1	Customer Security Deposit Interest	1,624	1,668
	Total Operating Expenses	\$2,747,788	\$2,263,631
	Operating Income / (Loss)	(\$232,243)	\$196,199
	Other Income / (Expense)		
419	Interest and Dividend Income	\$1,908	\$1,423
421	Non-Utility Income	6,413	3,423
426	Miscellaneous Non-Utility (Expense)		0
427	Interest (Expense)	(24,388)	(29,970)
	Total Other Income / (Expense)	(\$16,067)	(\$25,124)
	Net Income / (Loss)	(\$248,310)	\$171,075

Instructions: Fill out the Grey Cells with the relevant information. Input 0 or none if there is nothing recorded in that account or there is no applicable information to report.

Full time equivalent employees

	Direct Company	Outside service	Total
President	0.0	0.0	0.0
Vice-president	0.0	0.0	0.0
Manager	1.0	0.0	1.0
Engineering Staff	0.0	0.0	0.0
System Operator(s)	5.6	0.0	5.6
Meter reader	3.3	0.0	3.3
Customer Service	3.0	0.0	3.0
Accounting	1.0	0.0	1.0
Business Office	0.0	0.0	0.0
Rates Department	0.0	0.0	0.0
Administrative Staff	0.0	0.0	0.0
Other	0.0	0.0	0.0
Total	13.9	0.0	13.9

Instructions: Fill out the Grey Cells with the relevant information. Input 0 or none if there is nothing recorded in that account or there is no applicable information to report. A full-time employee is based on 2080 total hours per year. Please calculate partial employees using 2080 hours.

Supplemental Financial Data (Long-Term Debt)				
	Loan #1	Loan #2	Loan #3	Loan #4
Date Issued	4/4/2007	N/A	N/A	N/A
Source of Loan	Wells Fargo	N/A	N/A	N/A
ACC Decision No.	69385	N/A	N/A	N/A
Reason for Loan	New well	N/A	N/A	N/A
Dollar Amt. Issued	\$1,500,000	N/A	N/A	N/A
Amount Outstanding	\$433,884	N/A	N/A	N/A
Date of Maturity	4/1/2022	N/A	N/A	N/A
Interest Rate	4.90%	N/A	N/A	N/A
Current Year Interest	\$24,388	N/A	N/A	N/A
Current Year Principal	\$116,962	N/A	N/A	N/A

Meter Deposit Balance at Test Year End:	\$0
---	-----

Meter Deposits Refunded During the Test Year:	\$0
---	-----

List all bonds, notes, loans, and other types of indebtedness in which the proceeds were used in the provision of public utility service. Indebtedness incurred for personal uses by the owner of the utility should not be listed. Input 0 or none if there is nothing to report for that cell.

Well and Water Usage									
Name of the System:		Doney Park Water							
ADEQ Public Water System Number:		AZ0403005							
ADWR PCC Number:		91-000084.0000							
Well registry 55# (55-XXXXXX):	Pump Horsepower	Pump Yield (gpm)	Casing Depth (feet)	Casing Diameter (inches)	Pump Motor Type **	Year Drilled	Meter Size (inches)	How measured:	Active
55-618153	50	40	1,306	6	Submersible	before 1970	2	Metered	No
55-618152	Out of service	0	0	8	Submersible	1967	1	Metered	No
55-618150	100	120	1,559	6	Submersible	1971	4	Metered	Yes
55-618151	50	62	1664+	6	Submersible	1973	3	Metered	Yes
55-618149	225	250	1,742	6	Submersible	1971	4	Metered	Yes
55-520097	433	490	1785+	8	Submersible	1988	4	Metered	Yes
55-618148	228	175	1731+	6	Submersible	1976	4	Metered	Yes
55-214155	340	490	1,910	12	Submersible	2007	6	Metered	Yes
none	0	0	0	0	none	0	0	0	0
none	0	0	0	0	none	0	0	0	0
none	0	0	0	0	none	0	0	0	0
none	0	0	0	0	none	0	0	0	0
none	0	0	0	0	none	0	0	0	0
none	0	0	0	0	none	0	0	0	0
none	0	0	0	0	none	0	0	0	0
none	0	0	0	0	none	0	0	0	0
none	0	0	0	0	none	0	0	0	0

Name of system water delivered to:	DONEY PARK WATER
ADWR PCC Number:	91-000084.0000
Source of water delivered to another system	Ground Water

Name of system water received from:	DONEY PARK WATER
ADWR PCC Number:	91-000084.0000
Source of water received	Ground Water
Well registry 55# (55-XXXXXX):	Multiple - See above

Month	Water withdrawn (acre ft) ¹	Water sold (acre ft) ²	Water delivered (sold) to other systems (acre ft) ³	Water received (purchased) from other systems (acre ft) ⁴	Estimated authorized use (acre ft) ⁵	Purchased Power Expense ⁶	Purchased Power (kWh) ⁷
January	45	44	0	0	0	\$26,638	196,831
February	41	46	0	0	0	25,788	172,075
March	45	40	0	0	1	24,556	165,730
April	60	53	0	0	0	34,474	298,602
May	83	64	0	0	0	33,525	286,999
June	91	94	0	0	0	40,569	377,345
July	52	86	0	0	0	39,118	364,760
August	24	66	0	0	0	33,243	292,772
September	53	63	0	0	0	32,226	279,423
October	53	48	0	0	1	28,928	239,902
November	48	46	0	0	0	29,963	230,739
December	45	42	0	0	0	26,840	194,660
Totals	641	691	0	0	2	\$375,868	3,099,838

If applicable, in the space below please provide a description for all un-metered water use along with amounts:
 The only un-metered would be system leaks & system flushing. On the months the gallons sold are higher than the gallons pumped is due to malfunctions of well flow meters.

Instructions: Fill out the Grey Cells with the relevant information. Input 0 or none if there is nothing recorded in that account or there is no applicable information to report.

- 1 Water withdrawn - Total acre feet of water withdrawn from pumped sources.
- 2 Water sold - Total acre feet from customer meters, and other sales such as construction water.
- 3 Water delivered (sold) to other systems - Total acre feet of water delivered to other systems.
- 4 Water received (purchased) from other systems - Total acre feet of water purchased/received from other systems.
- 5 Estimated authorized use - Total estimated acre feet from authorized metered or un-metered use. Authorized uses such as flushing (mains, services and hydrants) draining/cleaning tanks, process, construction, fire fighting, etc. Non-authorized use (real losses) are service line breaks and leaks, water main breaks, meter inaccuracies and theft.
- 6 Enter the total purchased power costs for the power meters associated with this system.
- 7 Enter the total purchased kWh used by the power meters associated with this system.

Water Utility Plant Description		
Name of the System:	Doney Park Water	
ADEQ Public Water System Number:	AZ0403005	
ADWR PCC Number:	91-000084.0000	

MAINS		
Sizes (inches)	Material	Length (feet)
2.00	PVC	61,790
3.00	PVC	14,850
4.00	PVC	195,863
6.00	PVC	325,790
8.00	PVC	88,454
Less than 2"	PVC	33,461
NA	NA	0
NA	NA	0
NA	NA	0
NA	NA	0
NA	NA	0
NA	NA	0
NA	NA	0
NA	NA	0
NA	NA	0

CUSTOMER METERS	
Size (inches)	Quantity
5/8 X 3/4	3,493
1	12
1.5	3
2	6
NA	0
NA	0
NA	0
NA	0
NA	0
NA	0
NA	0
NA	0
NA	0
NA	0
NA	0
NA	0
NA	0
NA	0
NA	0

SERVICE LINES	
Material	Percent of system
Copper	2%
PVC	28%
Black poly	70%
NA	0%
NA	0%

BOOSTER PUMPS		
Horsepower	GPM	Quantity
1.5	30 each	2
5	40 each	2
7.5	40 each	2
10	180 each	8

FIRE HYDRANTS	
Type	Quantity
Standard *	216 (6")
Other	12 (2")

STORAGE TANKS		
Capacity (gallons)	Material	Quantity
19,900	Steel	7
20,300	Steel	1
28,400	Steel	1
81,200	Steel	1
423,000	Steel	3
88,000	Steel	2

PRESSURE/BLADDER TANKS		
Capacity (gallons)	Material	Quantity
3,000	Steel	3
5,000	Steel	2
0	0	0
0	0	0
0	0	0
0	0	0

Instructions: Fill out the Grey Cells with the relevant information. Input 0 or none if there is nothing recorded in that account or there is no applicable information to report. Copy and paste this sheet as many times as is necessary.

* A standard fire hydrant has two 2.5 inch hose connection nozzles with 7.5 threads per inch, and one 4.5 inch pumper connection nozzle with 4 threads per inch.

Water Utility Plant Description		
Name of the System:	Doney Park Water	
ADEQ Public Water System Number:	AZ0403005	
ADWR PCC Number:	91-000084.0000	

MAINS		
Sizes (inches)	Material	Length (feet)
NA	NA	0
NA	NA	0
NA	NA	0
NA	NA	0
NA	NA	0
NA	NA	0
NA	NA	0
NA	NA	0
NA	NA	0
NA	NA	0
NA	NA	0
NA	NA	0
NA	NA	0
NA	NA	0
NA	NA	0
NA	NA	0

CUSTOMER METERS	
Size (inches)	Quantity
NA	0
NA	0
NA	0
NA	0
NA	0
NA	0
NA	0
NA	0
NA	0
NA	0
NA	0
NA	0
NA	0
NA	0
NA	0
NA	0
NA	0
NA	0
NA	0
NA	0
NA	0

SERVICE LINES	
Material	Percent of system
NA	0%
NA	0%
NA	0%
NA	0%
NA	0%

BOOSTER PUMPS		
Horsepower	GPM	Quantity
15	220 each	7
20	300 each	7
25	300 each	8
40	325 each	5

FIRE HYDRANTS	
Type	Quantity
Standard *	0
Other	0

STORAGE TANKS		
Capacity (gallons)	Material	Quantity
105,700	Steel	2
160,800	Steel	1
508,000	Steel	2
2,000,000	Steel	1
0	0	0
0	0	0

PRESSURE/BLADDER TANKS		
Capacity (gallons)	Material	Quantity
0	0	0
0	0	0
0	0	0
0	0	0
0	0	0
0	0	0

Instructions: Fill out the Grey Cells with the relevant information. Input 0 or none if there is nothing recorded in that account or there is no applicable information to report. Copy and paste this sheet as many times as is necessary.

* A standard fire hydrant has two 2.5 inch hose connection nozzles with 7.5 threads per inch, and one 4.5 inch pumper connection nozzle with 4 threads per inch.

Water Utility Plant Description (Continued)
--

For the following three items, list the utility owned assets in each category for each system.

TREATMENT EQUIPMENT:	13 vehicles; 4 equipment trailers; 1 dumptruck; 1 John Deere backhoe; 1 bobcat mini-excavator & skidsteer with attachments (trencher, trench compactor, snowplow, brush hog)
STRUCTURES:	7 well houses (fenced); 12 booster buildings (1 fenced); 4 fenced lots (held for future use); 9 PRV pits; 1 standpipe (unused & disassembled); 1 chlorination building (unused & empty)
OTHER:	Hand tools for 9 employees; 1 gas welder; 3 air compressors; 1 GPR; 2 line locators; 1 power mole; 1 sonic leak detector; 1 travel vac; 3 metal detectors; 5 sub pumps; 1 high pressure pump; 2 compactors; misc equip; Megohmmeter, chlorinator, turbid meter, 2 colorimeters; 2 portable generators; 1 water trailer; 1 towable cement mixer, shop tools (drill press, bench grinder, work bench & vise); 2 gas powered H2O pumps, 20 ton hydraulic press; hydraulic trench shoring; 1 plasma cutter; 1 MIG welder; snow blower; DR mower; snow plow for 1998

Instructions: Fill out the Grey Cells with the relevant information. Input 0 or none if there is nothing recorded in that account or there is no applicable information to report. Copy and paste this sheet as many times as is necessary.

Customer and Other Information	
Name of the System:	Doney Park Water
ADEQ Public Water System Number:	AZ0403005
ADWR PCC Number:	91-000084.0000

Month	Number of Customers				
	Single-Family	Multi-Family	Commercial	Turf/Irrigation	Other Non-Residential
January	3,270	140	76	0	0
February	3,272	140	76	0	0
March	3,277	139	74	0	0
April	3,281	139	73	0	0
May	3,284	139	73	0	0
June	3,287	139	73	0	0
July	3,292	140	72	0	0
August	3,294	140	72	0	0
September	3,294	140	72	0	0
October	3,297	140	72	0	0
November	3,301	140	72	0	0
December	3,302	140	72	0	0

total 3518

If the system has fire hydrants, what is the fire flow requirements? GPM for hrs.

Does the system have chlorination treatment?

Does the Company have an ADWR Gallons Per Capita Per Day (GCPCPD) requirement?

If yes, provide the GPCPD amount:

Is the Water Utility located in an ADWR Active Management Area (AMA)?

If yes, which AMA?

Instructions: Fill out the Grey Cells with the relevant information. Input 0 or none if there is nothing recorded in that account or there is no applicable information to report. Copy and paste this sheet as many times as is necessary.

Property Taxes	
----------------	--

Amount of actual property taxes paid during Calendar Year 2018 was	
--	--

\$90,457

If no property taxes paid, explain why.

None

Instructions: Fill out the Grey Cells with the relevant information. Input 0 or none if there is nothing recorded in that account or there is no applicable information to report.

Verification and Sworn Statement (Taxes)

Verification: State of Arizona I, the undersigned of the
(state name)

County of (county name): Coconino
Name (owner or official) title: Bill Linville, General Manager
Company name: Doney Park Water

RECEIVED
APR 11 2019
ARIZONA CORP COMMISSION
UTILITIES DIVISION - DIRECTOR'S OFFICE

DO SAY THAT THIS ANNUAL UTILITY PROPERTY TAX AND SALES TAX REPORT TO THE ARIZONA CORPORATION COMMISSION.

FOR THE YEAR ENDING: 12/31/18

HAS BEEN PREPARED UNDER MY DIRECTION. FROM THE ORIGINAL BOOKS, PAPERS AND RECORDS OF SAID UTILITY; THAT I HAVE CAREFULLY EXAMINED THE SAME, AND DECLARE THE SAME TO BE A COMPLETE AND CORRECT STATEMENT OF BUSINESS AND AFFAIRS OF SAID UTILITY FOR THE PERIOD COVERED BY THIS REPORT IN RESPECT TO EACH AND EVERY MATTER AND THING SET FORTH, TO THE BEST OF MY KNOWLEDGE, INFORMATION AND BELIEF.

Sworn Statement: I HEREBY ATTEST THAT ALL PROPERTY TAXES FOR SAID COMPANY ARE CURRENT AND PAID IN FULL.

I HEREBY ATTEST THAT ALL SALES TAXES FOR SAID COMPANY ARE CURRENT AND PAID IN FULL.

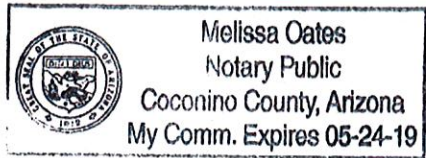
Bill Linville
signature of owner/official

928-526-1080
telephone no.

SUBSCRIBED AND SWORN TO BEFORE ME A NOTARY PUBLIC
IN AND FOR THE COUNTY

THIS 9th DAY OF Coconino
April 2019
(month) and (year)

MY COMMISSION EXPIRES 5-24-19
(date)



Melissa Oates
(signature of notary public)

Verification and Sworn Statement

Verification:

State of Arizona I, the undersigned of the
(state name)
County of (county name): Coconino
Name (owner or official) title: Bill Linville, General Manager
Company name: Doney Park Water

RECEIVED

APR 11 2019

ARIZONA CORP COMMISSION
UTILITIES DIVISION - DIRECTOR'S OFFICE

DO SAY THAT THIS ANNUAL UTILITY PROPERTY TAX AND SALES TAX REPORT TO THE ARIZONA CORPORATION COMMISSION.

FOR THE YEAR ENDING: 12/31/18

HAS BEEN PREPARED UNDER MY DIRECTION, FROM THE ORIGINAL BOOKS, PAPERS AND RECORDS OF SAID UTILITY; THAT I HAVE CAREFULLY EXAMINED THE SAME, AND DECLARE THE SAME TO BE A COMPLETE AND CORRECT STATEMENT OF BUSINESS AND AFFAIRS OF SAID UTILITY FOR THE PERIOD COVERED BY THIS REPORT IN RESPECT TO EACH AND EVERY MATTER AND THING SET FORTH, TO THE BEST OF MY KNOWLEDGE, INFORMATION AND BELIEF.

Sworn Statement: IN ACCORDANCE WITH THE REQUIREMENTS OF TITLE 40, ARTICLE 8, SECTION 40-401, ARIZONA REVISED STATUTES, IT IS HEREIN REPORTED THAT THE GROSS OPERATING REVENUE OF SAID UTILITY DERIVED FROM ARIZONA INTRASTATE UTILITY OPERATIONS DURING THE CALENDAR YEAR WAS:

Arizona Intrastate Gross Operating Revenues Only (\$)

\$2,688,560

(The amount in the box above includes

\$173,016 in sales taxes
billed or collected)

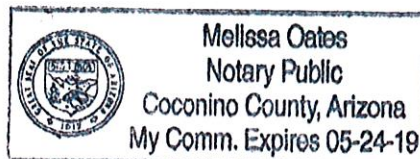
Bill A. Linville
signature of owner/official

928-526-1080
telephone no.

SUBSCRIBED AND SWORN TO BEFORE ME A NOTARY PUBLIC
IN AND FOR THE COUNTY

THIS 9th DAY OF Coconino April 2019
(county name) (month) and (year)

MY COMMISSION EXPIRES 5-24-19
(date)



Melissa Oates
(signature of notary public)

RECEIVED

APR 11 2019

ARIZONA CORP COMMISSION
UTILITIES DIVISION - DIRECTOR'S OFFICE

Verification and Sworn Statement (Residential Revenue)

Verification:

State of Arizona I, the undersigned of the
(state name)

County of (county name): Coconino
Name (owner or official) title: Bill Linville, General Manager
Company name: Doney Park Water

DO SAY THAT THIS ANNUAL UTILITY PROPERTY TAX AND SALES TAX REPORT TO THE ARIZONA CORPORATION COMMISSION.

FOR THE YEAR ENDING: 12/31/18

HAS BEEN PREPARED UNDER MY DIRECTION, FROM THE ORIGINAL BOOKS, PAPERS AND RECORDS OF SAID UTILITY; THAT I HAVE CAREFULLY EXAMINED THE SAME, AND DECLARE THE SAME TO BE A COMPLETE AND CORRECT STATEMENT OF BUSINESS AND AFFAIRS OF SAID UTILITY FOR THE PERIOD COVERED BY THIS REPORT IN RESPECT TO EACH AND EVERY MATTER AND THING SET FORTH, TO THE BEST OF MY KNOWLEDGE, INFORMATION AND BELIEF.

Sworn Statement: IN ACCORDANCE WITH THE REQUIREMENTS OF TITLE 40, ARTICLE 8, SECTION 40-401, ARIZONA REVISED STATUTES, IT IS HEREIN REPORTED THAT THE GROSS OPERATING REVENUE OF SAID UTILITY DERIVED FROM ARIZONA INTRASTATE UTILITY OPERATIONS RECEIVED FROM RESIDENTIAL CUSTOMERS DURING THE CALENDAR YEAR WAS:

Arizona Intrastate Gross Operating Revenues Only (\$)

\$2,492,246

(The amount in the box above includes

\$160,865 in sales taxes
billed or collected)

Bill A. Linville
signature of owner/official

928-526-1080

telephone no.

SUBSCRIBED AND SWORN TO BEFORE ME A NOTARY PUBLIC
IN AND FOR THE COUNTY

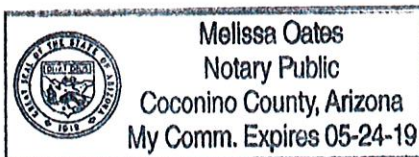
Coconino
(county name)

THIS 9th

DAY OF April 2019
(month) and (year)

MY COMMISSION EXPIRES

5-24-19
(date)



Melissa Oates
(signature of notary public)

Company	Doney Park Water	
Docket No.:	W-01416A	
Name of the System:	DONEY PARK WATER	
ADEQ Public Water System Number:	AZ0403005	
ADWR PCC Number:	91-000084.0000	

2018 Utility Shutoffs / Disconnects			
Month	Termination without Notice R14-2-410.B	Termination with Notice R14-2-410.C	Other
January	0	6	0
February	0	15	0
March	0	9	0
April	0	9	0
May	0	4	0
June	0	10	0
July	0	9	0
August	0	8	0
September	0	10	0
October	0	13	0
November	0	6	0
December	0	10	0
Total	0	109	0

Other (description):

none

Instructions: Fill out the Grey Cells with the relevant information. Input 0 or none if there is nothing recorded in that account or there is no applicable information to report.