

ANNUAL REPORT

Of

Company Name:

5290 E. Northgate Loop

Mailing Address: Flagstaff AZ
86004

**RECEIVED
BY EMAIL**

4/14/2022, 1:53 PM

**ARIZONA CORPORATION COMMISSION
UTILITIES DIVISION**

Docket No.: W-01416A

For the Year Ended:

WATER UTILITY

To

Arizona Corporation Commission

Due on April 15th

Email: Util-Compliance@azcc.gov, mail or deliver the completed Annual Report to:

Arizona Corporation Commission
Compliance Section - Utilities Division
1200 West Washington Street
Phoenix, Arizona 85007

Application Type:

Application Date:

ARIZONA CORPORATION COMMISSION
 WATER UTILITY ANNUAL REPORT
 Doney Park Water
 A Class Utility

For the Calendar Year Ended: 12/31/21

Primary Address: 5290 E Northgate Loop
 City: Flagstaff State: Arizona Zip Code: 86004

Telephone Number: 928-526-1080

Date of Original Organization of Utility: 1/1/1936

Person to whom correspondence should be addressed concerning this report:

Name: Tammi Linville
 Telephone No. : 928-526-1080
 Address: 5290 E Northgate Loop
 City: Flagstaff State: Arizona Zip Code: 86004
 Email: Tammi@doneyparkwater.com

Management Contact

Name: Marc Twidwell
 Telephone No. : 928-526-1080
 Address: 5290 E Northgate Loop
 City: Flagstaff State: Arizona Zip Code: 86004
 Email: Marc@doneyparkwater.com

NA

Name: N/A
 Telephone No. : N/A
 Address: N/A
 City: N/A State: N/A Zip Code: N/A
 Email: N/A

NA

Name: N/A
 Telephone No. : N/A
 Address: N/A
 City: N/A State: N/A Zip Code: N/A
 Email: N/A

NA

Name: N/A
 Telephone No. : N/A
 Address: N/A
 City: N/A State: N/A Zip Code: N/A
 Email: N/A

Ownership: Association--Cooperative

Counties Served: Coconino

Important changes during the year

No	For those companies not subject to the affiliated interest rules, has there been a change in ownership or direct control during the year?
	If yes, please provide specific details in the box below.
	N/A

No	Has the company been notified by any other regulatory authorities during the year, that they are out of compliance?
	If yes, please provide specific details in the box below.
	N.A

Utility Plant in Service (Water)							
Account No.	Description	Beginning Year Original Cost	Current Year Additions	Current Year Retirements	Adjusted Original Cost	Accumulated Depreciation	OCLD (OC less AD)
301	Organization	\$1,350	\$0	\$0	\$1,350	\$0	\$1,350
302	Franchises	0	\$0	\$0	0	\$0	0
303	Land and Land Rights	151,653	\$0	10	151,643	\$0	151,643
304	Structures and Improvements	1,593,387	\$0	\$0	1,593,387	1,298,140	295,247
305	Collecting & Improving Reservoirs	0	\$0	\$0	0	\$0	0
306	Lake, River, Canal Intakes	0	\$0	\$0	0	\$0	0
307	Wells and Springs	1,938,289	\$0	\$0	1,938,289	1,361,239	577,050
308	Infiltration Galleries	0	\$0	\$0	0	\$0	0
309	Supply Mains	0	\$0	\$0	0	\$0	0
310	Power Generation Equipment	0	\$0	\$0	0	\$0	0
311	Pumping Equipment	2,381,936	124,996	\$0	2,506,932	2,031,826	475,106
320	Water Treatment Equipment	0	\$0	\$0	0	\$0	0
320.1	Water Treatment Plants	40,391	\$0	\$0	40,391	32,494	7,898
320.2	Solution Chemical Feeders	0	\$0	\$0	0	\$0	0
320.3	Point-of-Use Treatment Devices	0	\$0	\$0	0	\$0	0
330	Distribution Reservoirs and Standpipes	0	\$0	\$0	0	\$0	0
330.1	Storage Tanks	2,259,950	\$0	\$0	2,259,950	1,753,764	506,186
330.2	Pressure Tanks	0	\$0	\$0	0	\$0	0
331	Transmission and Distribution Mains	8,012,569	72,286	\$0	8,084,854	5,648,191	2,436,663
333	Services	622,121	8,164	\$0	630,285	400,605	229,680
334	Meters and Meter Installations	2,721,398	25,909	704	2,746,604	2,096,152	650,452
335	Hydrants	19,028	\$0	\$0	19,028	13,416	5,612
336	Backflow Prevention Devices	0	\$0	\$0	0	\$0	0
339	Other Plant and Misc. Equipment	0	\$0	\$0	0	\$0	0
340	Office Furniture and Equipment	67,490	8,000	\$0	75,490	30,894	44,595
340.1	Computer & Software	72,672	\$0	\$0	72,672	38,750	33,922
341	Transportation Equipment	409,139	\$0	\$0	409,139	409,139	(0)
342	Stores Equipment	0	\$0	\$0	0	\$0	0
343	Tools, Shop and Garage Equipment	122,472	3,002	\$0	125,474	79,384	46,090
344	Laboratory Equipment	0	\$0	\$0	0	\$0	0
345	Power Operated Equipment	141,030	\$0	\$0	141,030	119,253	21,777
346	Communication Equipment	73,394	\$0	\$0	73,394	37,492	35,903
347	Miscellaneous Equipment	881,108	\$0	\$0	881,108	758,426	122,683
348	Other Tangible Plant	\$0	\$0	\$0	0	\$0	0
	Totals	\$21,509,376	\$242,358	\$714	\$21,751,020	\$16,109,164	\$5,641,856

Doney Park Water
Annual Report
Depreciation Expense for the Current Year (Water)
12/31/21

Depreciation Expense for the Current Year (Water)									
Account No.	Description	Beginning Year Original Cost	Current Year Additions	Current Year Retirements	Adjusted Original Cost	Fully Depreciated/Non-depreciable Plant	Depreciable Plant	Depreciation Percentages	Depreciation Expense
301	Organization	\$1,350	\$0	\$0	\$1,350	\$1,350	\$0	0.00%	\$0
302	Franchises	0	0	0	0	0	0	0.00%	0
303	Land and Land Rights	151,653	0	10	151,643	151,643	0	0.00%	0
304	Structures and Improvements	1,593,387	0	0	1,593,387	1,549,830	43,557	3.33%	1,450
305	Collecting & Improving Reservoirs	0	0	0	0	0	0	0.00%	0
306	Lake, River, Canal Intakes	0	0	0	0	0	0	0.00%	0
307	Wells and Springs	1,938,289	0	0	1,938,289	873,620	1,064,669	3.33%	35,453
308	Infiltration Galleries	0	0	0	0	0	0	0.00%	0
309	Supply Mains	0	0	0	0	0	0	0.00%	0
310	Power Generation Equipment	0	0	0	0	0	0	0.00%	0
311	Pumping Equipment	2,381,936	124,996	0	2,506,932	1,602,381	904,551	12.50%	105,257
320	Water Treatment Equipment	0	0	0	0	0	0	0.00%	0
320.1	Water Treatment Plants	40,391	0	0	40,391	12,707	27,684	3.33%	922
320.2	Solution Chemical Feeders	0	0	0	0	0	0	0.00%	0
320.3	Point-of-Use Treatment Devices	0	0	0	0	0	0	0.00%	0
330	Distribution Reservoirs and Standpipes	0	0	0	0	0	0	0.00%	0
330.1	Storage Tanks	2,259,950	0	0	2,259,950	1,260,339	999,611	2.22%	22,191
330.2	Pressure Tanks	0	0	0	0	0	0	0.00%	0
331	Transmission and Distribution Mains	8,012,569	72,286	0	8,084,854	2,642,112	5,442,742	2.00%	108,132
333	Services	622,121	8,164	0	630,285	22,030	608,255	3.33%	20,119
334	Meters and Meter Installations	2,721,398	25,909	704	2,746,604	1,188,540	1,558,064	8.33%	128,737
335	Hydrants	19,028	0	0	19,028	3,184	15,844	2.00%	317
336	Backflow Prevention Devices	0	0	0	0	0	0	0.00%	0
339	Other Plant and Misc. Equipment	0	0	0	0	0	0	0.00%	0
340	Office Furniture and Equipment	67,490	8,000	0	75,490	5,573	69,917	6.67%	9,414
340.1	Computer & Software	72,672	0	0	72,672	24,216	48,456	20.00%	9,691
341	Transportation Equipment	409,139	0	0	409,139	361,742	47,397	20.00%	9,479
342	Stores Equipment	0	0	0	0	0	0	0.00%	0
343	Tools, Shop and Garage Equipment	122,472	3,002	0	125,474	15,600	109,874	5.00%	5,419
344	Laboratory Equipment	0	0	0	0	0	0	0.00%	0
345	Power Operated Equipment	141,030	0	0	141,030	27,700	113,330	5.00%	5,667
346	Communication Equipment	73,394	0	0	73,394	1,590	71,804	10.00%	7,180
347	Miscellaneous Equipment	881,108	0	0	881,108	577,981	303,127	10.00%	30,313
348	Other Tangible Plant	0	0	0	0	0	0	0.00%	0
	Subtotal	\$21,509,376	\$242,358	\$714	\$21,751,020	\$10,322,138	\$11,428,882		\$499,741

Contribution(s) in Aid of Construction (Gross)	\$5,738,510
Less: Non Amortizable Contribution(s)	0
Fully Amortized Contribution(s)	784,920
Amortizable Contribution(s)	<u>\$4,953,590</u>
Times: Proposed Amortization Rate	5.00%
Amortization of CIAC	\$247,679

Less: Amortization of CIAC \$247,679

DEPRECIATION EXPENSE **\$252,062**

Doney Park Water
Annual Report
Balance Sheet Assets
12/31/21

Balance Sheet Assets				
	Assets		Balance at Beginning of Year (2021)	Balance at End of Year (2021)
Account No.	Current and Accrued Assets			
131	Cash		\$344,484	\$511,703
134	Working Funds		0	0
135	Temporary Cash Investments		1,004,272	1,056,160
141	Customer Accounts Receivable		231,632	191,458
146	Notes Receivable from Associated Companies		0	0
151	Plant Material and Supplies		46,128	52,561
162	Prepayments		56,362	47,212
174	Miscellaneous Current and Accrued Assets		4,877	3,521
	Total Current and Accrued Assets		\$1,687,755	\$1,862,615
Account No.	Fixed Assets			
101	Utility Plant in Service*		\$21,509,376	\$21,751,020
103	Property Held for Future Use		0	0
105	Construction Work in Progress		910,473	1,017,217
108	Accumulated Depreciation (enter as negative)*		(15,610,127)	(16,109,164)
121	Non-Utility Property		0	0
122	Accumulated Depreciation - Non Utility		0	0
	Total Fixed Assets		\$6,809,722	\$6,659,073
	Total Assets		\$8,497,477	\$8,521,689

*Note these items feed automatically from AR3 UPIS Page 4

Doney Park Water
Annual Report
Balance Sheet Liabilities and Owners Equity

Balance Sheet Liabilities and Owners Equity				
	Liabilities		Balance at Beginning of Year (2021)	Balance at End of Year (2021)
Account No.	Current Liabilities			
231	Accounts Payable		\$36,995	\$50,833
232	Notes Payable (Current Portion)		135,442	0
234	Notes Payable to Associated Companies		0	0
235	Customer Deposits		167,959	120,355
236	Accrued Taxes		70,090	68,727
237	Accrued Interest		0	0
242	Miscellaneous Current and Accrued Liabilities		155,304	160,574
	Total Current Liabilities		\$565,790	\$400,489
	Long Term Debt			
224	Long Term Debt (Notes and Bonds)		\$46,639	\$0
	Deferred Credits			
251	Unamortized Premium on Debt		\$0	\$0
252	Advances in Aid of Construction		904,157	969,730
255	Accumulated Deferred Investment Tax Credits		0	0
271	Contributions in Aid of Construction		5,738,510	5,738,510
272	Less: Amortization of Contributions		(3,299,707)	(3,547,386)
281	Accumulated Deferred Income Tax		0	0
	Total Deferred Credits		\$3,342,960	\$3,160,854
	Total Liabilites		\$3,955,389	\$3,561,344
	Capital Accounts			
201	Common Stock Issued		\$0	\$0
211	Other Paid-In Capital		4,336,193	4,428,193
215	Retained Earnings		205,895	532,152
218	Proprietary Capital (Sole Props and Partnerships)		0	0
	Total Capital		\$4,542,088	\$4,960,345
	Total Liabilities and Capital		\$8,497,477	\$8,521,689

Note: Total liabilities and Capital must match total assets for the beginning and end of the year!

Doney Park Water
Annual Report
Water Comparative Income Statement
12/31/21

Water Comparative Income Statement			
Account No.	Calendar Year	Current Year 01/01/2021 - 12/31/2021	Last Year 01/01/2020 - 12/31/2020
	Operating Revenue		
461	Metered Water Revenue	\$2,617,330	\$2,810,664
460	Unmetered Water Revenue	0	0
462	Fire Protection Revenue	0	0
469	Guaranteed Revenues (Surcharges)	0	0
471	Miscellaneous Service Revenues	0	0
474	Other Water Revenue	23,663	19,263
	Total Revenues	\$2,640,993	\$2,829,927
	Operating Expenses		
601	Salaries and Wages	\$846,278	\$856,663
604	Employee Pensions and Benefits	59,829	50,433
610	Purchased Water	0	0
615	Purchased Power	349,387	356,616
618	Chemicals	0	0
620	Materials and Supplies	41,741	32,151
620.1	Repairs and Maintenance	210,480	186,947
620.2	Office Supplies and Expense	65,141	71,540
630	Contractual Services	73,033	56,033
631	Contractual Services - Engineering	0	0
632	Contractual Services - Accounting	16,300	15,748
633	Contractual Services - Legal	1,439	984
634	Contractual Services - Management Fees	0	0
635	Contractual Services - Water Testing	3,360	2,720
636	Contractual Services - Other	0	0
640	Rents	0	0
641	Rental of Building/Real Property	0	0
642	Rental of Equipment	0	0
650	Transportation Expenses	25,901	22,470
657	Insurance - General Liability	47,051	47,824
657.1	Insurance - Health and Life	163,548	166,422
665	Regulatory Commission Expense - Rate	6,176	5,025
670	Bad Debt Expense	0	(589)
675	Miscellaneous Expense	1,553	3,195
403	Depreciation Expense (From Schedule AR4)	252,062	312,964
408	Taxes Other Than Income	66,499	64,560
408.11	Property Taxes	90,622	90,524
409	Income Taxes	0	0
427.1	Customer Security Deposit Interest	(86)	1,583
	Total Operating Expenses	\$2,320,314	\$2,343,813
	Operating Income / (Loss)	\$320,678	\$486,114
	Other Income / (Expense)		
419	Interest and Dividend Income	\$1,666	\$1,238
421	Non-Utility Income	6,836	11,607
426	Miscellaneous Non-Utility (Expense)	0	0
427	Interest (Expense)	(2,923)	(12,371)
	Total Other Income / (Expense)	\$5,579	\$474
	Net Income / (Loss)	\$326,258	\$486,588

Full time equivalent employees

	Direct Company	Allocated	Outside service	Total
President	0.0	0.0	0.0	0.0
Vice-president	0.0	0.0	0.0	0.0
Manager	3.0	0.0	0.0	3.0
Engineering Staff	0.0	0.0	0.0	0.0
System Operator(s)	3.0	0.0	0.0	3.0
Meter reader	3.0	0.0	0.0	3.0
Customer Service	2.0	0.0	0.0	2.0
Accounting	1.0	0.0	0.0	1.0
Business Office	0.0	0.0	0.0	0.0
Rates Department	0.0	0.0	0.0	0.0
Administrative Staff	0.0	0.0	0.0	0.0
Other	0.0	0.0	0.0	0.0
Total	12.0	0.0	0.0	12.0

Doney Park Water
 Annual Report
 Supplemental Financial Data (Long-Term Debt)
 12/31/21

Supplemental Financial Data (Long-Term Debt)				
	Loan #1	Loan #2	Loan #3	Loan #4
Date Issued	4/4/2007	none	none	none
Source of Loan	Wells Fargo	none	none	none
ACC Decision No.	69385	none	none	none
Reason for Loan	New well	none	none	none
Dollar Amt. Issued	\$1,500,000	none	none	none
Amount Outstanding	\$0	none	none	none
Date of Maturity	4/1/2022	none	none	none
Interest Rate	4.90%	none	none	none
Current Year Interest	\$2,923	none	none	none
Current Year Principal	\$182,082	none	none	none

Meter Deposit Balance at Test Year End:	\$0
---	-----

Meter Deposits Refunded During the Test Year:	\$0
---	-----

List all bonds, notes, loans, and other types of indebtedness in which the proceeds were used in the provision of public utility service. Indebtedness incurred for personal uses by the owner of the utility should not be listed. Input 0 or none if there is nothing to report for that cell.

Well and Water Usage											
Name of the System:		DONEY PARK WATER									
ADEQ Public Water System Number:		AZ0403005									
ADWR PCC Number:		91-000084.0000									
Well registry 55# (55-XXXXXX):	Pump Horsepower	Pump Yield (gpm)	Casing Depth (feet)	Casing Diameter (inches)	Pump Motor Type **	Year Drilled	Water level 2011	Water level 2021	Meter Size (inches)	How measured:	Active
55-618153	50	40	1,306	6	Submersible	before 1970	1261	1265	2	Metered	No
55-618152	Out of service	0	0	8	Submersible	1967	0	0	1	Metered	No
55-618150	100	120	1,559	6	Submersible	1971	1332	1340	4	Metered	Yes
55-618151	50	62	1664+	8	Submersible	1973	1390	1409	3	Metered	Yes
55-618149	180	250	1,742	6	Submersible	1971	1504	1521	4	Metered	Yes
55-520097	488	490	1785+	10	Submersible	1988	1500	1490	6	Metered	Yes
55-618148	250	350	1731+	8	Submersible	1976	1482	1482	4	Metered	Yes
55-214155	340	490	1,910	12	Submersible	2007	1480	1485	6	Metered	Yes
none	0	0	0	0	none	0	0	0	0	N/A	N/A
none	0	0	0	0	none	0	0	0	0	N/A	N/A
none	0	0	0	0	none	0	0	0	0	N/A	N/A
none	0	0	0	0	none	0	0	0	0	N/A	N/A
none	0	0	0	0	none	0	0	0	0	N/A	N/A
none	0	0	0	0	none	0	0	0	0	N/A	N/A
none	0	0	0	0	none	0	0	0	0	N/A	N/A
none	0	0	0	0	none	0	0	0	0	N/A	N/A

Name of system water delivered to:	NA
ADWR PCC Number:	#N/A
Source of water delivered to another system	NA

Name of system water received from:	NA
ADWR PCC Number:	#N/A
Source of water received	NA
Well registry 55# (55-XXXXXX):	NA

Month	Water withdrawn (gallons) ¹	Water sold (gallons) ²	Water delivered (sold) to other systems (gallons) ³	Water received (purchased) from other systems (gallons) ⁴	Estimated authorized use (gallons) ⁵	Purchased Power Expense ⁶	Purchased Power (kWh) ⁷
January	14,643,552.00	14,296,723.00	0.00	0.00	194,000.00	\$23,746	204,015
February	14,447,040.00	16,085,459.00	0.00	0.00	42,000.00	23,975	204,842
March	16,167,248.00	14,195,182.00	0.00	0.00	1,500.00	23,445	195,677
April	20,523,203.00	19,993,553.00	0.00	0.00	23,000.00	27,308	242,715
May	29,060,544.00	22,784,591.00	0.00	0.00	35,500.00	32,610	311,113
June	32,827,943.00	31,563,287.00	0.00	0.00	107,882.00	41,611	433,174
July	24,467,218.00	26,061,747.00	0.00	0.00	26,244.00	35,636	353,525
August	25,456,036.00	22,725,156.00	0.00	0.00	98,840.00	31,890	304,990
September	23,359,030.00	25,505,659.00	0.00	0.00	49,320.00	32,439	312,625
October	17,738,380.00	16,198,518.00	0.00	0.00	6,576.00	27,639	234,543
November	16,309,607.00	13,988,125.00	0.00	0.00	36,000.00	27,890	208,450
December	15,916,300.00	13,588,508.00	0.00	0.00	4,000.00	26,413	209,392
Totals	250,916,101.00	236,986,508.00	0.00	0.00	624,862.00	\$354,601	3,215,061

If applicable, in the space below please provide a description for all un-metered water use along with amounts:
 none

- 1 Water withdrawn - Total gallons of water withdrawn from pumped sources.
- 2 Water sold - Total gallons from customer meters, and other sales such as construction water.
- 3 Water delivered (sold) to other systems - Total gallons of water delivered to other systems.
- 4 Water received (purchased) from other systems - Total gallons of water purchased/received from other systems.
- 5 Estimated authorized use - Total estimated gallons from authorized metered or unmetered use. Authorized uses such as flushing (mains, services and hydrants) draining/cleaning tanks, process, construction, fire fighting, etc. Non-authorized use (real losses) are service line breaks and leaks, water main breaks, meter inaccuracies and theft.
- 6 Enter the total purchased power costs for the power meters associated with this system.
- 7 Enter the total purchased kWh used by the power meters associated with this system.

Water Utility Plant Description	
Name of the System:	DONEY PARK WATER
ADEQ Public Water System Number:	AZ0403005
ADWR PCC Number:	91-000084.0000

MAINS		
Sizes (inches)	Material	Length (feet)
2.00	PVC	61,790
3.00	PVC	14,850
4.00	PVC	195,863
6.00	PVC	327,184
8.00	PVC	92,814
Less than 2"	PVC	33,461
NA	NA	0
NA	NA	0
NA	NA	0
NA	NA	0
NA	NA	0
NA	NA	0
NA	NA	0
NA	NA	0
NA	NA	0
NA	NA	0

CUSTOMER METERS			
Size (inches)	Quantity	Percent over 1,00,000 gallons	Percent over 10 years old
5/8 X 3/4	3,584	25%	0%
1	12	4%	0%
1.5	3	67%	0%
2	6	67%	0%
NA	0	0	0
NA	0	0	0
NA	0	0	0
NA	0	0	0
NA	0	0	0
NA	0	0	0
NA	0	0	0
NA	0	0	0
NA	0	0	0
NA	0	0	0
NA	0	0	0
NA	0	0	0
NA	0	0	0
NA	0	0	0
NA	0	0	0
NA	0	0	0
NA	0	0	0
NA	0	0	0

SERVICE LINES			
Material	Percent of system	Year installed	
Copper	2%	varied	
PVC	28%	varied	
Black poly	70%	varied	
NA	0%	0	
NA	0%	0	

BOOSTER PUMPS		
Horsepower	GPM	Quantity
1.5	30	2
5	40	2
7.5	40	4
10	180	8
15	220	6
20	300	7
25	300	11
40	325	3

FIRE HYDRANTS	
Type	Quantity
Standard *	217
Other	12

STORAGE TANKS			
Capacity (gallons)	Material	Quantity	Year installed
19,900	Steel	7	1986
20,300	Steel	1	1985
28,400	Steel	1	1985
81,200	Steel	1	1986
423,000	Steel	3	2009, 2006
88,000	Steel	2	1985
105,700	Steel	2	1988
160,800	Steel	1	1988
508,000	Steel	2	unknown
2,000,000	Steel	1	unknown

PRESSURE/BLADDER TANKS			
Capacity (gallons)	Material	Quantity	Year installed
3,000	Steel	2	1985-1986
5,000	Steel	2	1985-1988
0	0	0	0
0	0	0	0
0	0	0	0
0	0	0	0
0	0	0	0
0	0	0	0
0	0	0	0
0	0	0	0
0	0	0	0
0	0	0	0

* A standard fire hydrant has two 2.5 inch hose connection nozzles with 7.5 threads per inch, and one 4.5 inch pumper connection nozzle with 4 threads per inch.

Water Utility Plant Description (Continued)

For the following three items, list the utility owned assets in each category for each system.

TREATMENT EQUIPMENT:	13 vehicles; 4 equipment trailers; 1 dumptruck; 1 John Deere backhoe; 1 bobcat mini-excavator & skidsteer with attachments (trencher, trench compactor, snowplow, brush hog)
STRUCTURES:	7 well houses (fenced); 12 booster buildings (1 fenced); 3 fenced lots (held for future use); 9 PRV pits; 1 standpipe (unused & disassembled); 1 chlorination building (unused & empty)
OTHER:	Hand tools for 9 employees; 1 gas welder; 3 air compressors; 2 line locators; 1 power mole; 1 sonic leak detector; 1 travel vac; 3 metal detectors; 5 sub pumps; 1 high pressure pump; 2 compactors; misc equip; Megohmmeter, 2 colorimeters; 2 portable generators; 1 water trailer; 1 towable cement mixer, shop tools (drill press, bench grinder, work bench & vise); 2 gas powered H2O pumps, 20 ton hydraulic press; hydraulic trench shoring; 1 plasma cutter; 1 MIG welder; snow blower; DR mower; snow plow for 1998 GMC; leaf blower; wacker compactor

Provide a calculation used to determine the value of one water equivalent residential connection (ERC).

Use one of the following methods:

- (a) If actual flow data are available from the preceding 12 months, divide the total annual single family residence (SFR) gallons sold by the average number of single family residence customers for the same period and divide the result by 365
- (b) If no historical flow data are available, use:
 $ERC = (\text{Total SFR gallons sold (Omit 000)} / 365 \text{ days} / 350 \text{ gallons per day})$

ERC		173
Method used:		(a)

Customer and Other Information	
Name of the System:	DONEY PARK WATER
ADEQ Public Water System Number:	AZ0403005
ADWR PCC Number:	91-000084.0000

Month	Number of Customers				Other Non-Residential
	Single-Family	Multi-Family	Commercial	Turf/Irrigation	
January	3,370	140	63	0	7
February	3,367	141	62	0	7
March	3,387	143	62	0	8
April	3,387	142	62	0	7
May	3,395	141	62	0	7
June	3,403	141	63	0	7
July	3,404	141	65	0	7
August	3,418	140	63	0	8
September	3,412	140	62	0	9
October	3,407	141	63	0	7
November	3,412	140	64	0	7
December	3,414	140	65	0	7

If the system has fire hydrants, what is the fire flow requirements? GPM for hrs.

Does the system have chlorination treatment?

Does the Company have an ADWR Gallons Per Capita Per Day (GPCPD) requirement?
 If yes, provide the GPCPD amount:

Is the Water Utility located in an ADWR Active Management Area (AMA)?
 If yes, which AMA?

What is the present system connection capacity (in ERCs *) using existing lines?

What is the future system connection capacity (in ERCs *) upon service area buildout?

Describe any plans and estimated completion dates for any enlargements or improvements of this system.

* an ERC is based on the calculation on the bottom of AR9 page 12.

Doney Park Water
 Annual Report
 Utility Shutoffs / Disconnects
 12/31/21

Utility Shutoffs / Disconnects	
Name of the System:	DONEY PARK WATER
ADEQ Public Water System Number:	AZ0403005
ADWR PCC Number:	91-000084.0000

Month	Termination without Notice R14-2-410.B	Termination with Notice R14-2-410.C	Other
January	0	15	0
February	0	15	0
March	0	7	0
April	0	8	0
May	0	7	0
June	0	7	0
July	0	7	0
August	0	14	0
September	0	4	0
October	0	16	0
November	0	25	0
December	0	11	0
Total	0	136	0

Other (description): 0

Instructions: Fill out the Grey Cells with the relevent information. Input 0 or none if there is nothing recorded in that account or there is no applicable information to report.

Property Taxes	
----------------	--

Amount of actual property taxes paid during Calendar Year 2021 was	
--	--

\$90,515

If no property taxes paid, explain why.

0

Instructions: Fill out the Grey Cells with the relevant information. Input 0 or none if there is nothing recorded in that account or there is no applicable information to report.

Verification and Sworn Statement (Taxes)

Verification: State of Arizona I, the undersigned of the
(state name)

County of (county name): Coconino
Name (owner or official) title: Marc Twidwell, General Manager
Company name: Doney Park Water

DO SAY THAT THIS ANNUAL UTILITY PROPERTY TAX AND SALES TAX REPORT TO THE ARIZONA CORPORATION COMMISSION.

FOR THE YEAR ENDING: 12/31/21

HAS BEEN PREPARED UNDER MY DIRECTION, FROM THE ORIGINAL BOOKS, PAPERS AND RECORDS OF SAID UTILITY; THAT I HAVE CAREFULLY EXAMINED THE SAME, AND DECLARE THE SAME TO BE A COMPLETE AND CORRECT STATEMENT OF BUSINESS AND AFFAIRS OF SAID UTILITY FOR THE PERIOD COVERED BY THIS REPORT IN RESPECT TO EACH AND EVERY MATTER AND THING SET FORTH, TO THE BEST OF MY KNOWLEDGE, INFORMATION AND BELIEF.

Sworn Statement: I HEREBY ATTEST THAT ALL PROPERTY TAXES FOR SAID COMPANY ARE CURRENT AND PAID IN FULL.

I HEREBY ATTEST THAT ALL SALES TAXES FOR SAID COMPANY ARE CURRENT AND PAID IN FULL.

Marc Twidwell

signature of owner/official

928-526-1080

telephone no.

SUBSCRIBED AND SWORN TO BEFORE ME A NOTARY PUBLIC
IN AND FOR THE COUNTY

THIS

14th


DAY OF

Coconino
(county name)

04/2022
(month) and (year)

MY COMMISSION EXPIRES

08/25/2025
(date)



Julia Power

(signature of notary public)

Verification and Sworn Statement

Verification:

State of Arizona I, the undersigned of the
(state name)

County of (county name): Coconino

Name (owner or official) title: Marc Twidwell, General Manager

Company name: Doney Park Water

DO SAY THAT THIS ANNUAL UTILITY PROPERTY TAX AND SALES TAX REPORT TO THE ARIZONA CORPORATION COMMISSION.

FOR THE YEAR ENDING: 12/31/21

HAS BEEN PREPARED UNDER MY DIRECTION, FROM THE ORIGINAL BOOKS, PAPERS AND RECORDS OF SAID UTILITY; THAT I HAVE CAREFULLY EXAMINED THE SAME, AND DECLARE THE SAME TO BE A COMPLETE AND CORRECT STATEMENT OF BUSINESS AND AFFAIRS OF SAID UTILITY FOR THE PERIOD COVERED BY THIS REPORT IN RESPECT TO EACH AND EVERY MATTER AND THING SET FORTH, TO THE BEST OF MY KNOWLEDGE, INFORMATION AND BELIEF.

Sworn Statement: IN ACCORDANCE WITH THE REQUIREMENTS OF TITLE 40, ARTICLE 8, SECTION 40-401, ARIZONA REVISED STATUTES, IT IS HEREIN REPORTED THAT THE GROSS OPERATING REVENUE OF SAID UTILITY DERIVED FROM ARIZONA INTRASTATE UTILITY OPERATIONS DURING THE CALENDAR YEAR WAS:


Arizona Intrastate Gross Operating Revenues Only (\$) \$2,822,756
(The amount in the box above includes \$181,763 in sales taxes billed or collected)

Marc Twidwell
signature of owner/official

928-526-1080
telephone no.

SUBSCRIBED AND SWORN TO BEFORE ME A NOTARY PUBLIC
IN AND FOR THE COUNTY COCONINO
THIS 14th DAY OF 09/2002
(month) and (year)

MY COMMISSION EXPIRES 08/25/2025
(date)



Julia Power
(signature of notary public)

Verification and Sworn Statement (Residential Revenue)

Verification:

State of Arizona I, the undersigned of the
(state name)

County of (county name): Coconino
Name (owner or official) title: Marc Twidwell, General Manager
Company name: Doney Park Water

DO SAY THAT THIS ANNUAL UTILITY PROPERTY TAX AND SALES TAX REPORT TO THE ARIZONA CORPORATION COMMISSION.

FOR THE YEAR ENDING: 12/31/21

HAS BEEN PREPARED UNDER MY DIRECTION, FROM THE ORIGINAL BOOKS, PAPERS AND RECORDS OF SAID UTILITY; THAT I HAVE CAREFULLY EXAMINED THE SAME, AND DECLARE THE SAME TO BE A COMPLETE AND CORRECT STATEMENT OF BUSINESS AND AFFAIRS OF SAID UTILITY FOR THE PERIOD COVERED BY THIS REPORT IN RESPECT TO EACH AND EVERY MATTER AND THING SET FORTH, TO THE BEST OF MY KNOWLEDGE, INFORMATION AND BELIEF.

Sworn Statement:

IN ACCORDANCE WITH THE REQUIREMENTS OF TITLE 40, ARTICLE 8, SECTION 40-401, ARIZONA REVISED STATUTES, IT IS HEREIN REPORTED THAT THE GROSS OPERATING REVENUE OF SAID UTILITY DERIVED FROM ARIZONA INTRASTATE UTILITY OPERATIONS RECEIVED FROM RESIDENTIAL CUSTOMERS DURING THE CALENDAR YEAR WAS:

Arizona Intrastate Gross Operating Revenues Only (\$)

\$2,663,246

(The amount in the box above includes

\$171,903 in sales taxes
billed or collected)

Marc Twidwell
signature of owner/official

928-526-1080
telephone no.

SUBSCRIBED AND SWORN TO BEFORE ME A NOTARY PUBLIC
IN AND FOR THE COUNTY Coconino

THIS


14th

DAY OF

04/2022
(month) and (year)

MY COMMISSION EXPIRES

08/25/2025
(date)



Julia Power
(signature of notary public)