

**ANNUAL REPORT**

Of

Company Name: Double R Water Distributors, Inc.

60 Acoma Blvd S, Suite B-104

Mailing Address: Lake Havasu City AZ  
86403

Docket No.: W-02821A

For the Year Ended: 12/31/20

**RECEIVED  
BY EMAIL**

**04/07/2021, 4:20 PM**

**ARIZONA CORPORATION COMMISSION  
UTILITIES DIVISION**

**WATER UTILITY**

To

Arizona Corporation Commission

**Due on April 15th**

Email: [Util-Compliance@azcc.gov](mailto:Util-Compliance@azcc.gov), mail or deliver the completed Annual Report to:

Arizona Corporation Commission  
Compliance Section - Utilities Division  
1200 West Washington Street  
Phoenix, Arizona 85007

Application Type: Original Filing

Application Date: 4/8/2021

ARIZONA CORPORATION COMMISSION  
WATER UTILITY ANNUAL REPORT  
Double R Water Distributors, Inc.  
A Class  Utility

For the Calendar Year Ended:

Primary Address:   
City:  State:  Zip Code:

Telephone Number:

Date of Original Organization of Utility:

Person to whom correspondence should be addressed concerning this report:

Name:   
Telephone No. :   
Address:   
City:  State:  Zip Code:   
Email:

Name:   
Telephone No. :   
Address:   
City:  State:  Zip Code:   
Email:

Name:   
Telephone No. :   
Address:   
City:  State:  Zip Code:   
Email:

Name:   
Telephone No. :   
Address:   
City:  State:  Zip Code:   
Email:

Name:   
Telephone No. :   
Address:   
City:  State:  Zip Code:   
Email:

Ownership:

Counties Served:

<b>Important changes during the year</b>	
--	--

No	For those companies not subject to the affiliated interest rules, has there been a change in ownership or direct control during the year?
	If yes, please provide specific details in the box below.
	NA

No	Has the company been notified by any other regulatory authorities during the year, that they are out of compliance?
	If yes, please provide specific details in the box below.
	NA

Double R Water Distributors, Inc.  
Annual Report  
Utility Plant in Service (Water)  
12/31/20

Utility Plant in Service (Water)							
Account No.	Description	Beginning Year Original Cost	Current Year Additions	Current Year Retirements	Adjusted Original Cost	Accumulated Depreciation	OCLD (OC less AD)
301	Organization	\$0	\$0	\$0	\$0	\$0	\$0
302	Franchises	0	0	0	0	0	0
303	Land and Land Rights	1	20,000	0	20,001	0	20,001
304	Structures and Improvements	71,961	0	\$0	71,961	29,954	42,007
305	Collecting & Improving Reservoirs	0	0	0	0	0	0
306	Lake, River, Canal Intakes	0	0	0	0	0	0
307	Wells and Springs	74,213	0	\$0	74,213	30,884	43,329
308	Infiltration Galleries	0	0	0	0	0	0
309	Supply Mains	0	0	0	0	0	0
310	Power Generation Equipment	0	0	\$0	0	0	0
311	Pumping Equipment	204,906	0	0	204,906	188,397	16,509
320	Water Treatment Equipment	0	0	0	0	0	0
320.1	Water Treatment Plants	0	0	\$0	0	0	0
320.2	Solution Chemical Feeders	0	0	0	0	0	0
320.3	Point-of-Use Treatment Devices	0	0	0	0	0	0
330	Distribution Reservoirs and Standpipes	441,454	0	\$0	441,454	122,149	319,305
330.1	Storage Tanks	0	0	0	0	0	0
330.2	Pressure Tanks	0	0	0	0	0	0
331	Transmission and Distribution Mains	1,012,764	0	\$0	1,012,764	253,187	759,577
333	Services	57,502	0	0	57,502	23,935	33,567
334	Meters and Meter Installations	24,085	0	0	24,085	21,458	2,627
335	Hydrants	45,037	0	\$0	45,037	11,259	33,778
336	Backflow Prevention Devices	936	0	0	936	593	343
339	Other Plant and Misc. Equipment	3,288	0	0	3,288	2,741	547
340	Office Furniture and Equipment	5,232	0	\$0	5,232	4,362	870
340.1	Computer & Software	1,254	0	0	1,254	1,179	75
341	Transportation Equipment	0	0	0	0	0	0
342	Stores Equipment	0	0	\$0	0	0	0
343	Tools, Shop and Garage Equipment	5,841	0	0	5,841	3,560	2,281
344	Laboratory Equipment	0	0	0	0	0	0
345	Power Operated Equipment	0	0	\$0	0	0	0
346	Communication Equipment	0	0	0	0	0	0
347	Miscellaneous Equipment	0	0	0	0	0	0
348	Other Tangible Plant	0	0	0	0	0	0
	<b>Totals</b>	<b>\$1,948,474</b>	<b>\$20,000</b>	<b>\$0</b>	<b>\$1,968,474</b>	<b>\$693,658</b>	<b>\$1,274,816</b>

Depreciation Expense for the Current Year (Water)									
Account No.	Description	Beginning Year Original Cost	Current Year Additions	Current Year Retirements	Adjusted Original Cost	Fully Depreciated/Non-depreciable Plant	Depreciable Plant	Depreciation Percentages	Depreciation Expense
301	Organization	\$0	\$0	\$0	\$0	\$0	\$0	0.00%	\$0
302	Franchises	0	0	0	0	0	0	0.00%	0
303	Land and Land Rights	1	20,000	0	20,001	0	20,001	0.00%	0
304	Structures and Improvements	71,961	0	0	71,961	0	71,961	3.33%	2,396
305	Collecting & Improving Reservoirs	0	0	0	0	0	0	2.50%	0
306	Lake, River, Canal Intakes	0	0	0	0	0	0	2.50%	0
307	Wells and Springs	74,213	0	0	74,213	0	74,213	3.33%	2,471
308	Infiltration Galleries	0	0	0	0	0	0	6.67%	0
309	Supply Mains	0	0	0	0	0	0	2.00%	0
310	Power Generation Equipment	0	0	0	0	0	0	5.00%	0
311	Pumping Equipment	204,906	0	0	204,906	0	204,906	12.50%	3,458
320	Water Treatment Equipment	0	0	0	0	0	0	3.33%	0
320.1	Water Treatment Plants	0	0	0	0	0	0	3.33%	0
320.2	Solution Chemical Feeders	0	0	0	0	0	0	3.33%	0
320.3	Point-of-Use Treatment Devices	0	0	0	0	0	0	3.33%	0
330	Distribution Reservoirs and Standpipes	441,454	0	0	441,454	0	441,454	2.22%	9,800
330.1	Storage Tanks	0	0	0	0	0	0	2.22%	0
330.2	Pressure Tanks	0	0	0	0	0	0	5.00%	0
331	Transmission and Distribution Mains	1,012,764	0	0	1,012,764	0	1,012,764	2.00%	20,255
333	Services	57,502	0	0	57,502	0	57,502	3.33%	1,915
334	Meters and Meter Installations	24,085	0	0	24,085	0	24,085	8.33%	1,300
335	Hydrants	45,037	0	0	45,037	0	45,037	2.00%	901
336	Backflow Prevention Devices	936	0	0	936	0	936	6.67%	62
339	Other Plant and Misc. Equipment	3,288	0	0	3,288	0	3,288	6.67%	219
340	Office Furniture and Equipment	5,232	0	0	5,232	0	5,232	6.67%	349
340.1	Computer & Software	1,254	0	0	1,254	0	1,254	20.00%	150
341	Transportation Equipment	0	0	0	0	0	0	20.00%	0
342	Stores Equipment	0	0	0	0	0	0	4.00%	0
343	Tools, Shop and Garage Equipment	5,841	0	0	5,841	0	5,841	5.00%	292
344	Laboratory Equipment	0	0	0	0	0	0	10.00%	0
345	Power Operated Equipment	0	0	0	0	0	0	5.00%	0
346	Communication Equipment	0	0	0	0	0	0	10.00%	0
347	Miscellaneous Equipment	0	0	0	0	0	0	10.00%	0
348	Other Tangible Plant	0	0	0	0	0	0	10.00%	0
	<b>Subtotal</b>	<b>\$1,948,474</b>	<b>\$20,000</b>	<b>\$0</b>	<b>\$1,968,474</b>	<b>\$0</b>	<b>\$1,968,474</b>		<b>\$43,569</b>

Contribution(s) in Aid of Construction (Gross)	\$0
Less: Non Amortizable Contribution(s)	0
Fully Amortized Contribution(s)	0
Amortizable Contribution(s)	<u>\$0</u>
Times: Proposed Amortization Rate	2.21%
<b>Amortization of CIAC</b>	<b>\$0</b>

Less: Amortization of CIAC \$0

**DEPRECIATION EXPENSE** **\$43,569**

Double R Water Distributors, Inc.  
Annual Report  
Balance Sheet Assets  
12/31/20

<b>Balance Sheet Assets</b>				
	<b>Assets</b>		Balance at Beginning of Year (2020)	Balance at End of Year (2020)
Account No.	<b>Current and Accrued Assets</b>			
131	Cash		\$5,926	\$873
134	Working Funds		0	0
135	Temporary Cash Investments		0	0
141	Customer Accounts Receivable		(304)	(353)
146	Notes Receivable from Associated Companies		0	0
151	Plant Material and Supplies		11,923	11,923
162	Prepayments		540	0
174	Miscellaneous Current and Accrued Assets		350	350
	<b>Total Current and Accrued Assets</b>		<b>\$18,435</b>	<b>\$12,792</b>
Account No.	<b>Fixed Assets</b>			
101	Utility Plant in Service*		\$1,948,474	\$1,968,474
103	Property Held for Future Use		0	0
105	Construction Work in Progress		0	0
108	Accumulated Depreciation (enter as negative)*		(650,089)	(693,658)
121	Non-Utility Property			
122	Accumulated Depreciation - Non Utility			
	<b>Total Fixed Assets</b>		<b>\$1,298,384</b>	<b>\$1,274,816</b>
	<b>Total Assets</b>		<b>\$1,316,820</b>	<b>\$1,287,608</b>

\*Note these items feed automatically from AR3 UPIS Page 4

Double R Water Distributors, Inc.  
Annual Report  
Balance Sheet Liabilities and Owners Equity

<b>Balance Sheet Liabilities and Owners Equity</b>				
	<b>Liabilities</b>		Balance at Beginning of Year (2020)	Balance at End of Year (2020)
<b>Account No.</b>	<b>Current Liabilities</b>			
231	Accounts Payable		\$0	\$0
232	Notes Payable (Current Portion)		5,052	16,053
234	Notes Payable to Associated Companies		0	0
235	Customer Deposits		0	0
236	Accrued Taxes		270	46
237	Accrued Interest		0	0
242	Miscellaneous Current and Accrued Liabilities		0	0
	<b>Total Current Liabilities</b>		<b>\$5,322</b>	<b>\$16,099</b>
	<b>Long Term Debt</b>			
224	Long Term Debt (Notes and Bonds)		\$0	\$9,861
	<b>Deferred Credits</b>			
251	Unamortized Premium on Debt			
252	Advances in Aid of Construction		415	415
255	Accumulated Deferred Investment Tax Credits			
271	Contributions in Aid of Construction			
272	Less: Amortization of Contributions			
281	Accumulated Deferred Income Tax			
	<b>Total Deferred Credits</b>		<b>\$415</b>	<b>\$415</b>
	<b>Total Liabilities</b>		<b>\$5,737</b>	<b>\$26,374</b>
	<b>Capital Accounts</b>			
201	Common Stock Issued		\$1,000	\$1,000
211	Other Paid-In Capital		1,951,625	1,951,625
215	Retained Earnings		(641,542)	(691,391)
218	Proprietary Capital (Sole Props and Partnerships)			
	<b>Total Capital</b>		<b>\$1,311,083</b>	<b>\$1,261,233</b>
	<b>Total Liabilities and Capital</b>		<b>\$1,316,820</b>	<b>\$1,287,608</b>

**Note: Total liabilities and Capital must match total assets for the beginning and end of the year!**

Double R Water Distributors, Inc.  
Annual Report  
Water Comparative Income Statement  
12/31/20

<b>Water Comparative Income Statement</b>			
Account No.	Calendar Year	Current Year 01/01/2020 - 12/31/2020	Last Year 01/01/2019 - 12/31/2019
	<b>Operating Revenue</b>		
461	Metered Water Revenue	\$12,379	\$11,960
460	Unmetered Water Revenue	0	0
462	Fire Protection Revenue	0	0
469	Guaranteed Revenues (Surcharges)	0	0
471	Miscellaneous Service Revenues	0	0
474	Other Water Revenue	527	327
	<b>Total Revenues</b>	<b>\$12,905</b>	<b>\$12,287</b>
	<b>Operating Expenses</b>		
601	Salaries and Wages	\$0	\$0
604	Employee Pensions and Benefits	0	0
610	Purchased Water	0	0
615	Purchased Power	2,098	1,869
618	Chemicals	27	0
620	Materials and Supplies	0	0
620.1	Repairs and Maintenance	4,328	9,439
620.2	Office Supplies and Expense	483	336
630	Contractual Services	0	0
631	Contractual Services - Engineering	0	0
632	Contractual Services - Accounting	931	1,061
633	Contractual Services - Legal	488	0
634	Contractual Services - Management Fees	0	0
635	Contractual Services - Water Testing	795	817
636	Contractual Services - Other	6,524	5,271
640	Rents	0	0
641	Rental of Building/Real Property	0	0
642	Rental of Equipment	0	0
650	Transportation Expenses	52	0
657	Insurance - General Liability	2,043	1,875
657.1	Insurance - Health and Life	0	0
665	Regulatory Commission Expense - Rate	0	0
670	Bad Debt Expense	0	0
675	Miscellaneous Expense	847	1,298
403	Depreciation Expense (From Schedule AR4)	43,569	44,261
408	Taxes Other Than Income	0	0
408.11	Property Taxes	459	426
409	Income Taxes	50	50
427.1	Customer Security Deposit Interest	0	0
	<b>Total Operating Expenses</b>	<b>\$62,695</b>	<b>\$66,703</b>
	<b>Operating Income / (Loss)</b>	<b>(\$49,790)</b>	<b>(\$54,416)</b>
	<b>Other Income / (Expense)</b>		
419	Interest and Dividend Income	\$0	\$0
421	Non-Utility Income	0	0
426	Miscellaneous Non-Utility (Expense)	0	0
427	Interest (Expense)	60	0
	<b>Total Other Income / (Expense)</b>	<b>\$60</b>	<b>\$0</b>
	<b>Net Income / (Loss)</b>	<b>(\$49,729)</b>	<b>(\$54,416)</b>



Double R Water Distributors, Inc.  
Annual Report  
Full time equivalent employees  
12/31/20

**Full time equivalent employees**

	Direct Company	Allocated	Outside service	Total
President	0.0	0.0	0.0	0.0
Vice-president	0.0	0.0	0.0	0.0
Manager	0.0	0.0	0.0	0.0
Engineering Staff	0.0	0.0	0.0	0.0
System Operator(s)	0.0	0.0	0.0	0.0
Meter reader	0.0	0.0	0.0	0.0
Customer Service	0.0	0.0	0.0	0.0
Accounting	0.0	0.0	0.0	0.0
Business Office	0.0	0.0	0.0	0.0
Rates Department	0.0	0.0	0.0	0.0
Administrative Staff	0.0	0.0	0.0	0.0
Other	0.0	0.0	0.0	0.0
<b>Total</b>	0.0	0.0	0.0	0.0

Double R Water Distributors, Inc.  
 Annual Report  
 Supplemental Financial Data (Long-Term Debt)  
 12/31/20

<b>Supplemental Financial Data (Long-Term Debt)</b>				
	Loan #1	Loan #2	Loan #3	Loan #4
Date Issued	11/13/2020	1/0/1900	1/0/1900	1/0/1900
Source of Loan	HORIZON COMM	0	0	0
ACC Decision No.	0	0	0	0
Reason for Loan	PURCHASE LAN	0	0	0
Dollar Amt. Issued	\$11,000	\$0	\$0	\$0
Amount Outstanding	\$9,861	\$0	\$0	\$0
Date of Maturity	11/13/2025	1/0/1900	1/0/1900	1/0/1900
Interest Rate	7.25%	0.00%	0.00%	0.00%
Current Year Interest	\$60	\$0	\$0	\$0
Current Year Principal	\$139	\$0	\$0	\$0

Meter Deposit Balance at Test Year End:	\$0
---	-----

Meter Deposits Refunded During the Test Year:	\$0
---	-----

<b><i>List all bonds, notes, loans, and other types of indebtedness in which the proceeds were used in the provision of public utility service. Indebtedness incurred for personal uses by the owner of the utility should <u>not</u> be listed. Input 0 or none if there is nothing to report for that cell.</i></b>
---

RECEIVED  
BY EMAIL

05/12/2021, 2:58 PM

ARIZONA CORPORATION COMMISSION  
UTILITIES DIVISION

Double R Water Distributors, Inc.  
Annual Report  
Well and Water Usage  
12/31/20

AR8  
Annual Report page 11

Well and Water Usage											
Name of the System: PARADISE TRAILS / PIONEER VALLEY WS											
ADEQ Public Water System Number: AZD408178											
ADWR PCC Number: 91-000864.0000											
Well registry 55# (55-XXXXXX):	Pump Horsepower	Pump Yield (gpm)	Casing Depth (feet)	Casing Diameter (inches)	Pump Motor Type **	Year Drilled	Water level 2010	Water level 2020	Meter Size (inches)	How measured:	Active
55-536616	5	32	550	5"	SUBMERSIBLE	1992	336	336	2"	Metered	Yes
55-212622	20	135	980	5-5/8"	SUBMERSIBLE	2007	336	336	3"	Metered	Yes
0	0	0	0	0	SUBMERSIBLE	0	0	0	0	N/A	N/A
0	0	0	0	0	SUBMERSIBLE	0	0	0	0	N/A	N/A
0	0	0	0	0	SUBMERSIBLE	0	0	0	0	N/A	N/A
0	0	0	0	0	SUBMERSIBLE	0	0	0	0	N/A	N/A
0	0	0	0	0	SUBMERSIBLE	0	0	0	0	N/A	N/A
0	0	0	0	0	SUBMERSIBLE	0	0	0	0	N/A	N/A
0	0	0	0	0	SUBMERSIBLE	0	0	0	0	N/A	N/A
0	0	0	0	0	SUBMERSIBLE	0	0	0	0	N/A	N/A
0	0	0	0	0	SUBMERSIBLE	0	0	0	0	N/A	N/A
0	0	0	0	0	SUBMERSIBLE	0	0	0	0	N/A	N/A
0	0	0	0	0	SUBMERSIBLE	0	0	0	0	N/A	N/A
0	0	0	0	0	SUBMERSIBLE	0	0	0	0	N/A	N/A
0	0	0	0	0	SUBMERSIBLE	0	0	0	0	N/A	N/A
0	0	0	0	0	SUBMERSIBLE	0	0	0	0	N/A	N/A
0	0	0	0	0	SUBMERSIBLE	0	0	0	0	N/A	N/A
0	0	0	0	0	SUBMERSIBLE	0	0	0	0	N/A	N/A
0	0	0	0	0	SUBMERSIBLE	0	0	0	0	N/A	N/A
0	0	0	0	0	SUBMERSIBLE	0	0	0	0	N/A	N/A

Name of system water delivered to:	NA
ADWR PCC Number:	#N/A
Source of water delivered to another system	NA
Name of system water received from:	NA
ADWR PCC Number:	#N/A
Source of water received	NA
Well registry 55# (55-XXXXXX):	NA

Month	Water withdrawn (gallons)1	Water sold (gallons)2	Water delivered (sold) to other systems (gallons)3	Water received (purchased) from other systems (gallons)4	Estimated authorized use (gallons)5	Purchased Power Expense6	Purchased Power (kWh)7
January	0.00	236,000.00	0.00	0.00	0.00	\$201	1,680
February	676,000.00	207,000.00	0.00	0.00	0.00	95	680
March	1,000.00	230,000.00	0.00	0.00	0.00	65	400
April	649,000.00	220,000.00	0.00	0.00	0.00	241	2,040
May	0.00	280,000.00	0.00	0.00	0.00	85	640
June	686,000.00	343,000.00	0.00	0.00	0.00	232	2,160
July	0.00	318,000.00	0.00	0.00	0.00	97	680
August	144,300.00	352,000.00	0.00	0.00	0.00	466	4,120
September	0.00	327,000.00	0.00	0.00	0.00	124	920
October	756,000.00	335,000.00	0.00	0.00	0.00	337	2,840
November	0.00	233,000.00	0.00	0.00	0.00	89	600
December	410,000.00	245,000.00	0.00	0.00	0.00	215	1,720
<b>Totals</b>	<b>3,322,300.00</b>	<b>3,326,000.00</b>	<b>0.00</b>	<b>0.00</b>	<b>0.00</b>	<b>\$2,247</b>	<b>18,480</b>

If applicable, in the space below please provide a description for all un-metered water use along with amounts:

- 1 Water withdrawn - Total gallons of water withdrawn from pumped sources.
- 2 Water sold - Total gallons from customer meters, and other sales such as construction water.
- 3 Water delivered (sold) to other systems - Total gallons of water delivered to other systems.
- 4 Water received (purchased) from other systems - Total gallons of water purchased/received from other systems.
- 5 Estimated authorized use - Total estimated gallons from authorized metered or unmetered use. Authorized uses such as flushing (mains, services and hydrants) draining/cleaning tanks, process, construction, fire fighting, etc. Non-authorized use (real losses) are service line breaks and leaks, water main breaks, meter inaccuracies and theft.
- 6 Enter the total purchased power costs for the power meters associated with this system.
- 7 Enter the total purchased kWh used by the power meters associated with this system.

Instructions: Fill out the Grey Cells with the relevant information. Input 0 or none if there is nothing recorded in that account or there is no applicable information to report.

The Gallons pumped should not be less than the gallons sold. There is a potentially significant problem, please investigate and explain.

Note: If you are filing for more than one system, please provide a separate data sheet for each system.



Water Utility Plant Description			
Name of the System:	PARADISE TRAILS / PIONEER VALLEY WS		
ADEQ Public Water System Number:	AZ0408178		
ADWR PCC Number:	91-000864.0000		

MAINS		
Sizes (inches)	Material	Length (feet)
4.00	PVC C900	10,876
6.00	PVC C900	12,367
8.00	PVC C900	10,854
10.00	PVC C900	1,982
12.00	PVC C900	215
4.00	Ductile Iron	600
6.00	Ductile Iron	654
8.00	Ductile Iron	200
NA	NA	0
NA	NA	0
NA	NA	0
NA	NA	0
NA	NA	0
NA	NA	0

CUSTOMER METERS			
Size (inches)	Quantity	Percent over 1,000,000 gallons	Percent over 10 years old
5/8 X 3/4	28	0%	100%
1	2	0%	50%
2	0	0%	67%
3	1	0%	100%
NA	0	0%	0%
NA	0	0%	0%
NA	0	0%	0%
NA	0	0%	0%
NA	0	0%	0%
NA	0	0%	0%
NA	0	0%	0%
NA	0	0%	0%
NA	0	0%	0%
NA	0	0%	0%
NA	0	0%	0%
NA	0	0%	0%
NA	0	0%	0%
NA	0	0%	0%
NA	0	0%	0%
NA	0	0%	0%
NA	0	0%	0%

SERVICE LINES			
Material	Percent of system	Year installed	
Black poly	100%	2007	
NA	0%	0	
NA	0%	0	
NA	0%	0	
NA	0%	0	

BOOSTER PUMPS			
Horsepower	GPM	Quantity	
25	159	2	
100	1,000	1	
0	0	0	
0	0	0	

FIRE HYDRANTS	
Type	Quantity
Standard *	25
Other	0

STORAGE TANKS			
Capacity (gallons)	Material	Quantity	Year installed
253,402	CONCRETE	1	0
559,769	CONCRETE	1	0
18,998	CONCRETE	1	0
0	0	0	0
0	0	0	0
0	0	0	0

PRESSURE/BLADDER TANKS			
Capacity (gallons)	Material	Quantity	Year installed
0	NA	0	0
0	NA	0	0
0	NA	0	0
0	NA	0	0
0	NA	0	0
0	NA	0	0
0	NA	0	0

\* A standard fire hydrant has two 2.5 inch hose connection nozzles with 7.5 threads per inch, and one 4.5 inch pumper connection nozzle with 4 threads per inch.

<b>Water Utility Plant Description (Continued)</b>
--

For the following three items, list the utility owned assets in each category for each system.

<b>TREATMENT EQUIPMENT:</b>	NONE
-----------------------------	------

<b>STRUCTURES:</b>	PUMP HOUSE
--------------------	------------

<b>OTHER:</b>	40' STEEL CARGO CONTAINER
---------------	---------------------------

**Provide a calculation used to determine the value of one water equivalent residential connection (ERC).**

Use one of the following methods:

- (a) If actual flow data are available from the preceding 12 months, divide the total annual single family residence (SFR) gallons sold by the average number of single family residence customers for the same period and divide the result by
- (b) If no historical flow data are available, use:  
 $ERC = ( \text{Total SFR gallons sold (Omit 000)} / 365 \text{ days} / 350 \text{ gallons per day} )$

ERC	325
Method used:	(a)

Customer and Other Information	
Name of the System:	PARADISE TRAILS / PIONEER VALLEY WS
ADEQ Public Water System Number:	AZ0408178
ADWR PCC Number:	91-000864.0000

Month	Number of Customers				
	Single-Family	Multi-Family	Commercial	Turf/Irrigation	Other Non-Residential
January	28	0	3	0	0
February	28	0	3	0	0
March	27	0	3	0	0
April	27	0	3	0	0
May	27	0	3	0	0
June	27	0	3	0	0
July	27	0	3	0	0
August	27	0	3	0	0
September	27	0	3	0	0
October	27	0	3	0	0
November	27	0	3	0	0
December	27	0	3	0	0

If the system has fire hydrants, what is the fire flow requirements?  GPM for  hrs.

Does the system have chlorination treatment?

Does the Company have an ADWR Gallons Per Capita Per Day (GPCPD) requirement?   
 If yes, provide the GPCPD amount:

Is the Water Utility located in an ADWR Active Management Area (AMA)?   
 If yes, which AMA?

What is the present system connection capacity (in ERCs \*) using existing lines?

What is the future system connection capacity (in ERCs \*) upon service area buildout?

Describe any plans and estimated completion dates for any enlargements or improvements of this system.

\* an ERC is based on the calculation on the bottom of AR9 page 12.

Double R Water Distributors, Inc.  
 Annual Report  
 Utility Shutoffs / Disconnects  
 12/31/20

Utility Shutoffs / Disconnects	
Name of the System:	PARADISE TRAILS / PIONEER VALLEY WS
ADEQ Public Water System Number:	AZ0408178
ADWR PCC Number:	91-000864.0000

Month	Termination without Notice R14-2-410.B	Termination with Notice R14-2-410.C	Other
January	0	0	0
February	0	0	0
March	0	0	0
April	0	0	0
May	0	1	0
June	0	0	0
July	0	0	0
August	0	0	0
September	0	0	0
October	0	0	0
November	0	0	0
December	0	0	0
<b>Total</b>	<b>0</b>	<b>1</b>	<b>0</b>

**Other (description):**

NA
----

**Instructions:** Fill out the Grey Cells with the relevent information. Input 0 or none if there is nothing recorded in that account or there is no applicable information to report.



Double R Water Distributors, Inc.  
Annual Report  
Property Taxes  
12/31/20

<b>Property Taxes</b>	
-----------------------	--

Amount of actual property taxes paid during Calendar Year 2020 was	\$459
--	-------

If no property taxes paid, explain why.
---

NA
----

<b>Instructions:</b> Fill out the Grey Cells with the relevant information. Input 0 or none if there is nothing recorded in that account or there is no applicable information to report.
---

**Verification and Sworn Statement (Taxes)**

**Verification:** State of Arizona, the undersigned of the  
(state name)

County of (county name): Mohave  
Name (owner or official) title: TODD R BREMNER, PRESIDENT  
Company name: Double R Water Distributors, Inc.

DO SAY THAT THIS ANNUAL UTILITY PROPERTY TAX AND SALES TAX REPORT TO THE ARIZONA CORPORATION COMMISSION.

FOR THE YEAR ENDING: 12/31/20

HAS BEEN PREPARED UNDER MY DIRECTION, FROM THE ORIGINAL BOOKS, PAPERS AND RECORDS OF SAID UTILITY; THAT I HAVE CAREFULLY EXAMINED THE SAME, AND DECLARE THE SAME TO BE A COMPLETE AND CORRECT STATEMENT OF BUSINESS AND AFFAIRS OF SAID UTILITY FOR THE PERIOD COVERED BY THIS REPORT IN RESPECT TO EACH AND EVERY MATTER AND THING SET FORTH, TO THE BEST OF MY KNOWLEDGE, INFORMATION AND BELIEF.

**Sworn Statement:** I HEREBY ATTEST THAT ALL PROPERTY TAXES FOR SAID COMPANY ARE CURRENT AND PAID IN FULL.

I HEREBY ATTEST THAT ALL SALES TAXES FOR SAID COMPANY ARE CURRENT AND PAID IN FULL.

Todd R. Bremner

signature of owner/official

928-854-8800

telephone no.

SUBSCRIBED AND SWORN TO BEFORE ME A NOTARY PUBLIC  
IN AND FOR THE COUNTY

THIS


7th

DAY OF

Mohave  
(county name)  
April, 2021  
(month) and (year)

MY COMMISSION EXPIRES

07-23-23  
(date)



Linda M Messervy  
(signature of notary public)

**Verification and Sworn Statement**

**Verification:**

State of Arizona, I, the undersigned of the  
(state name)

County of (county name): Mohave  
Name (owner or official) title: TODD R BREMNER, PRESIDENT  
Company name: Double R Water Distributors, Inc.

DO SAY THAT THIS ANNUAL UTILITY PROPERTY TAX AND SALES TAX REPORT TO THE ARIZONA CORPORATION COMMISSION.

FOR THE YEAR ENDING: 12/31/20

HAS BEEN PREPARED UNDER MY DIRECTION, FROM THE ORIGINAL BOOKS, PAPERS AND RECORDS OF SAID UTILITY; THAT I HAVE CAREFULLY EXAMINED THE SAME, AND DECLARE THE SAME TO BE A COMPLETE AND CORRECT STATEMENT OF BUSINESS AND AFFAIRS OF SAID UTILITY FOR THE PERIOD COVERED BY THIS REPORT IN RESPECT TO EACH AND EVERY MATTER AND THING SET FORTH, TO THE BEST OF MY KNOWLEDGE, INFORMATION AND BELIEF.

**Sworn Statement:** IN ACCORDANCE WITH THE REQUIREMENTS OF TITLE 40, ARTICLE 8, SECTION 40-401, ARIZONA REVISED STATUTES, IT IS HEREIN REPORTED THAT THE GROSS OPERATING REVENUE OF SAID UTILITY DERIVED FROM ARIZONA INTRASTATE UTILITY OPERATIONS DURING THE CALENDAR YEAR WAS:

Arizona Intrastate Gross Operating Revenues Only (\$)  
\$12,905  
(The amount in the box above includes  
\$0 in sales taxes  
billed or collected)

Todd R. Bremner  
signature of owner/official

928-854-8800  
telephone no.

SUBSCRIBED AND SWORN TO BEFORE ME A NOTARY PUBLIC  
IN AND FOR THE COUNTY

THIS 7th DAY OF Mohave  
(county name)  
April 2021  
(month) and (year)

MY COMMISSION EXPIRES 07-23-23  
(date)



Linda M Messervy  
(signature of notary public)

**Verification and Sworn Statement (Residential Revenue)**

**Verification:**

State of Arizona I, the undersigned of the  
(state name)

County of (county name): Mohave  
Name (owner or official) title: TODD R BREMNER, PRESIDENT  
Company name: Double R Water Distributors, Inc.

DO SAY THAT THIS ANNUAL UTILITY PROPERTY TAX AND SALES TAX REPORT TO THE ARIZONA CORPORATION COMMISSION.

FOR THE YEAR ENDING: 12/31/20

HAS BEEN PREPARED UNDER MY DIRECTION, FROM THE ORIGINAL BOOKS, PAPERS AND RECORDS OF SAID UTILITY; THAT I HAVE CAREFULLY EXAMINED THE SAME, AND DECLARE THE SAME TO BE A COMPLETE AND CORRECT STATEMENT OF BUSINESS AND AFFAIRS OF SAID UTILITY FOR THE PERIOD COVERED BY THIS REPORT IN RESPECT TO EACH AND EVERY MATTER AND THING SET FORTH, TO THE BEST OF MY KNOWLEDGE, INFORMATION AND BELIEF.

**Sworn Statement:** IN ACCORDANCE WITH THE REQUIREMENTS OF TITLE 40, ARTICLE 8, SECTION 40-401, ARIZONA REVISED STATUTES, IT IS HEREIN REPORTED THAT THE GROSS OPERATING REVENUE OF SAID UTILITY DERIVED FROM ARIZONA INTRASTATE UTILITY OPERATIONS RECEIVED FROM RESIDENTIAL CUSTOMERS DURING THE CALENDAR YEAR WAS:

Arizona Intrastate Gross Operating Revenues Only (\$) \$12,379  
(The amount in the box above includes \$0 in sales taxes billed or collected)

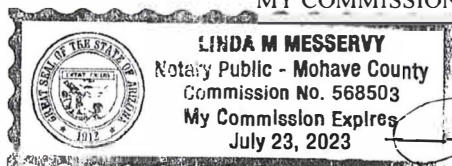
Todd R. Bremner  
signature of owner/official

928-854-8800  
telephone no.

SUBSCRIBED AND SWORN TO BEFORE ME A NOTARY PUBLIC  
IN AND FOR THE COUNTY Mohave  
(county name)

THIS 7th DAY OF April  
(month) and (year)

MY COMMISSION EXPIRES 07-23-23  
(date)



Linda M Messervy  
(signature of notary public)

Double R Water Distributors, Inc.  
Annual Report  
Full Gross-up Method for Income Tax Statement of Certification  
12/31/20

**Full Gross-up Method for Income Tax Statement of Certification**

**Verification:**

State of Arizona I, the undersigned of the  
(state name)

County of (county name): Mohave  
Name (owner or official) title: TODD R BREMNER, PRESIDENT  
Company name: Double R Water Distributors, Inc.

FOR THE YEAR ENDING: 12/31/20

**Sworn Statement:**

IN ACCORDANCE WITH THE REQUIREMENTS OF DECISION NO. 77084, BECAUSE THE UTILITY REQUIRES THE GROSS UP OF ADVANCES AND CONTRIBUTIONS, I HEREBY STATE THAT THE UTILITY HAS NOT INCURRED NOR IS EXPECTED TO INCUR A NET INCREASE IN CURRENT INCOME TAX EXPENSE OR A DECREASE IN DEFERRED TAX ASSET FOR A CARRY FOR WARD ACCORDING TO GAAP IN AN AMOUNT EQUAL TO OR GREATER THAN THE AMOUNT OF THE REQUIRED GROSS UP PAID BY DEVELOPERS IN THE PERIOD COVERED BY THIS ANNUAL REPORT.

Todd R. Bremner  
signature of owner/official

928-854-8800  
telephone no.

SUBSCRIBED AND SWORN TO BEFORE ME A NOTARY PUBLIC  
IN AND FOR THE COUNTY

Mohave  
(county name)

THIS


7th

DAY OF

April  
(month) and (year)

MY COMMISSION EXPIRES

07-23-23  
(date)



[Signature]  
(signature of notary public)