

ANNUAL REPORT

Of

Company Name:

6808 N Dysart Rd Ste 116

Mailing Address: Glendale AZ 85307

**RECEIVED
BY EMAIL**

4/3/2023, 3:02 PM

**ARIZONA CORPORATION COMMISSION
UTILITIES DIVISION**

Docket No.:

For the Year Ended:

WATER UTILITY

To

Arizona Corporation Commission

Due on April 15th

Email: Util-Compliance@azcc.gov, mail or deliver the completed Annual Report to:

Arizona Corporation Commission
Compliance Section - Utilities Division
1200 West Washington Street
Phoenix, Arizona 85007

Application Type:

Application Date:

ARIZONA CORPORATION COMMISSION
WATER UTILITY ANNUAL REPORT
Double R Water Distributors, Inc.
A Class Utility

For the Calendar Year Ended:

Primary Address:
City: State: Zip Code:

Telephone Number:

Date of Original Organization of Utility:

Person to whom correspondence should be addressed concerning this report:

Name:
Telephone No. :
Address:
City: State: Zip Code:
Email:

Name:
Telephone No. :
Address:
City: State: Zip Code:
Email:

Name:
Telephone No. :
Address:
City: State: Zip Code:
Email:

Name:
Telephone No. :
Address:
City: State: Zip Code:
Email:

Name:
Telephone No. :
Address:
City: State: Zip Code:
Email:

Ownership:

Counties Served:

Important changes during the year

No	For those companies not subject to the affiliated interest rules, has there been a change in ownership or direct control during the year?
	If yes, please provide specific details in the box below.
	N/A

No	Has the company been notified by any other regulatory authorities during the year, that they are out of compliance?
	If yes, please provide specific details in the box below.
	NA

Double R Water Distributors, Inc.
Annual Report
Utility Plant in Service (Water)
12/31/22

Utility Plant in Service (Water)							
Account No.	Description	Beginning Year Original Cost	Current Year Additions	Current Year Retirements	Adjusted Original Cost	Accumulated Depreciation	OCLD (OC less AD)
301	Organization	\$0	\$0	\$0	\$0	\$0	\$0
302	Franchises	0	0	0	0	0	0
303	Land and Land Rights	21,201	0	0	21,201	0	21,201
304	Structures and Improvements	25,942	0	0	25,942	12,235	13,707
305	Collecting & Improving Reservoirs	0	0	0	0	0	0
306	Lake, River, Canal Intakes	0	0	0	0	0	0
307	Wells and Springs	9,074	0	0	9,074	4,411	4,663
308	Infiltration Galleries	0	0	0	0	0	0
309	Supply Mains	0	0	0	0	0	0
310	Power Generation Equipment	0	0	0	0	0	0
311	Pumping Equipment	25,005	10,698	0	35,703	25,674	10,029
320	Water Treatment Equipment	0	0	0	0	0	0
320.1	Water Treatment Plants	0	0	0	0	0	0
320.2	Solution Chemical Feeders	0	0	0	0	0	0
320.3	Point-of-Use Treatment Devices	0	0	0	0	0	0
330	Distribution Reservoirs and Standpipes	52,974	2,900	0	55,874	17,042	38,832
330.1	Storage Tanks	0	0	0	0	0	0
330.2	Pressure Tanks	0	0	0	0	0	0
331	Transmission and Distribution Mains	27,320	1,161	0	28,481	7,944	20,537
333	Services	58,302	0	0	58,302	28,150	30,152
334	Meters and Meter Installations	35,506	0	0	35,506	34,629	877
335	Hydrants	44,237	0	0	44,237	12,833	31,404
336	Backflow Prevention Devices	8,423	0	0	8,423	7,960	463
339	Other Plant and Misc. Equipment	0	0	0	0	0	0
340	Office Furniture and Equipment	0	0	0	0	0	0
340.1	Computer & Software	1,254	0	0	1,254	1,254	0
341	Transportation Equipment	0	0	0	0	0	0
342	Stores Equipment	0	0	0	0	0	0
343	Tools, Shop and Garage Equipment	8,218	0	0	8,218	5,868	2,350
344	Laboratory Equipment	0	0	0	0	0	0
345	Power Operated Equipment	0	0	0	0	0	0
346	Communication Equipment	0	0	0	0	0	0
347	Miscellaneous Equipment	0	0	0	0	0	0
348	Other Tangible Plant	0	0	0	0	0	0
	Totals	\$317,456	\$14,759	\$0	\$332,215	\$158,000	\$174,215

Depreciation Expense for the Current Year (Water)									
Account No.	Description	Beginning Year Original Cost	Current Year Additions	Current Year Retirements	Adjusted Original Cost	Fully Depreciated/Non-depreciable Plant	Depreciable Plant	Depreciation Percentages	Depreciation Expense
301	Organization	\$0	\$0	\$0	\$0	\$0	\$0	0.00%	\$0
302	Franchises	0	0	0	0	0	0	0.00%	0
303	Land and Land Rights	21,201	0	0	21,201	21,201	0	0.00%	0
304	Structures and Improvements	25,942	0	0	25,942	0	25,942	3.33%	865
305	Collecting & Improving Reservoirs	0	0	0	0	0	0	2.50%	0
306	Lake, River, Canal Intakes	0	0	0	0	0	0	2.50%	0
307	Wells and Springs	9,074	0	0	9,074	0	9,074	3.33%	302
308	Infiltration Galleries	0	0	0	0	0	0	6.67%	0
309	Supply Mains	0	0	0	0	0	0	2.00%	0
310	Power Generation Equipment	0	0	0	0	0	0	5.00%	0
311	Pumping Equipment	25,005	10,698	0	35,703	25,005	10,698	12.50%	669
320	Water Treatment Equipment	0	0	0	0	0	0	3.33%	0
320.1	Water Treatment Plants	0	0	0	0	0	0	3.33%	0
320.2	Solution Chemical Feeders	0	0	0	0	0	0	3.33%	0
320.3	Point-of-Use Treatment Devices	0	0	0	0	0	0	3.33%	0
330	Distribution Reservoirs and Standpipes	52,974	2,900	0	55,874	0	55,874	2.22%	1,208
330.1	Storage Tanks	0	0	0	0	0	0	2.22%	0
330.2	Pressure Tanks	0	0	0	0	0	0	5.00%	0
331	Transmission and Distribution Mains	27,320	1,161	0	28,481	0	28,481	2.00%	558
333	Services	58,302	0	0	58,302	0	58,302	3.33%	1,941
334	Meters and Meter Installations	35,506	0	0	35,506	34,503	1,003	8.33%	84
335	Hydrants	44,237	0	0	44,237	0	44,237	2.00%	885
336	Backflow Prevention Devices	8,423	0	0	8,423	0	8,423	6.67%	562
339	Other Plant and Misc. Equipment	0	0	0	0	0	0	6.67%	0
340	Office Furniture and Equipment	0	0	0	0	0	0	6.67%	0
340.1	Computer & Software	1,254	0	0	1,254	1,254	0	20.00%	0
341	Transportation Equipment	0	0	0	0	0	0	20.00%	0
342	Stores Equipment	0	0	0	0	0	0	4.00%	0
343	Tools, Shop and Garage Equipment	8,218	0	0	8,218	0	8,218	5.00%	411
344	Laboratory Equipment	0	0	0	0	0	0	10.00%	0
345	Power Operated Equipment	0	0	0	0	0	0	5.00%	0
346	Communication Equipment	0	0	0	0	0	0	10.00%	0
347	Miscellaneous Equipment	0	0	0	0	0	0	10.00%	0
348	Other Tangible Plant	0	0	0	0	0	0	10.00%	0
	Subtotal	\$317,456	\$14,759	\$0	\$332,215	\$81,963	\$250,252		\$7,484

Contribution(s) in Aid of Construction (Gross)	\$250,165
Less: Non Amortizable Contribution(s)	0
Fully Amortized Contribution(s)	0
Amortizable Contribution(s)	<u>\$250,165</u>
Times: Proposed Amortization Rate	2.99%
Amortization of CIAC	\$7,482

Less: Amortization of CIAC \$7,482

DEPRECIATION EXPENSE **\$3**

Double R Water Distributors, Inc.
Annual Report
Balance Sheet Assets
12/31/22

Balance Sheet Assets				
	Assets		Balance at Beginning of Year (2022)	Balance at End of Year (2022)
Account No.	Current and Accrued Assets			
131	Cash		\$538	\$2,644
134	Working Funds		0	0
135	Temporary Cash Investments		0	0
141	Customer Accounts Receivable		3,045	2,284
146	Notes Receivable from Associated Companies		159	1,956
151	Plant Material and Supplies		11,923	11,923
162	Prepayments		0	2,746
174	Miscellaneous Current and Accrued Assets		7,511	232,460
	Total Current and Accrued Assets		\$23,176	\$254,013
Account No.	Fixed Assets			
101	Utility Plant in Service*		\$317,456	\$332,215
103	Property Held for Future Use		1,106,127	1,106,127
105	Construction Work in Progress		0	1,312
108	Accumulated Depreciation (enter as negative)*		(150,516)	(158,000)
121	Non-Utility Property			
122	Accumulated Depreciation - Non Utility			
	Total Fixed Assets		\$1,273,067	\$1,281,654
	Total Assets		\$1,296,243	\$1,535,667

*Note these items feed automatically from AR3 UPIS Page 4

Double R Water Distributors, Inc.
Annual Report
Balance Sheet Liabilities and Owners Equity

Balance Sheet Liabilities and Owners Equity				
	Liabilities		Balance at Beginning of Year (2022)	Balance at End of Year (2022)
Account No.	Current Liabilities			
231	Accounts Payable		\$1,846	\$7,748
232	Notes Payable (Current Portion)		0	0
234	Notes Payable to Associated Companies		8,200	11,901
235	Customer Deposits		80	0
236	Accrued Taxes		566	504
237	Accrued Interest		0	0
242	Miscellaneous Current and Accrued Liabilities		0	0
	Total Current Liabilities		\$10,692	\$20,153
	Long Term Debt			
224	Long Term Debt (Notes and Bonds)		\$0	\$0
	Deferred Credits			
251	Unamortized Premium on Debt			
252	Advances in Aid of Construction		1,785	12,130
255	Accumulated Deferred Investment Tax Credits			
271	Contributions in Aid of Construction		921,178	921,178
272	Less: Amortization of Contributions		(103,453)	(110,934)
281	Accumulated Deferred Income Tax			303,654
	Total Deferred Credits		\$819,510	\$1,126,028
	Total Liabilities		\$830,202	\$1,146,181
	Capital Accounts			
201	Common Stock Issued		\$1,000	\$1,000
211	Other Paid-In Capital		850,746	850,746
215	Retained Earnings		(385,705)	(462,260)
218	Proprietary Capital (Sole Props and Partnerships)			
	Total Capital		\$466,041	\$389,486
	Total Liabilities and Capital		\$1,296,243	\$1,535,667

Note: Total liabilities and Capital must match total assets for the beginning and end of the year!

Double R Water Distributors, Inc.
Annual Report
Water Comparative Income Statement
12/31/22

Water Comparative Income Statement			
Account No.	Calendar Year	Current Year 01/01/2022 - 12/31/2022	Last Year 01/01/2021 - 12/31/2021
	Operating Revenue		
461	Metered Water Revenue	\$30,621	\$17,347
460	Unmetered Water Revenue	0	0
462	Fire Protection Revenue	0	0
469	Guaranteed Revenues (Surcharges)	0	0
471	Miscellaneous Service Revenues	583	349
474	Other Water Revenue	0	0
	Total Revenues	\$31,204	\$17,696
	Operating Expenses		
601	Salaries and Wages	\$0	\$0
604	Employee Pensions and Benefits	0	0
610	Purchased Water	0	0
615	Purchased Power	2,036	2,846
618	Chemicals	0	0
620	Materials and Supplies	0	0
620.1	Repairs and Maintenance	560	757
620.2	Office Supplies and Expense	414	600
630	Contractual Services	0	0
631	Contractual Services - Engineering	0	0
632	Contractual Services - Accounting	2,330	741
633	Contractual Services - Legal	0	488
634	Contractual Services - Management Fees	15,741	4,631
635	Contractual Services - Water Testing	980	955
636	Contractual Services - Other	664	1,400
640	Rents	0	0
641	Rental of Building/Real Property	0	0
642	Rental of Equipment	0	0
650	Transportation Expenses	2,439	836
657	Insurance - General Liability	3,680	975
657.1	Insurance - Health and Life	0	0
665	Regulatory Commission Expense - Rate	1,581	745
670	Bad Debt Expense	0	172
675	Miscellaneous Expense	1,206	903
403	Depreciation Expense (From Schedule AR4)	3	1,089
408	Taxes Other Than Income	0	0
408.11	Property Taxes	797	926
409	Income Taxes	(3,509)	(159)
427.1	Customer Security Deposit Interest	0	0
	Total Operating Expenses	\$28,922	\$17,905
	Operating Income / (Loss)	\$2,282	(\$209)
	Other Income / (Expense)		
419	Interest and Dividend Income	\$0	\$0
421	Non-Utility Income	0	0
426	Miscellaneous Non-Utility (Expense)	0	0
427	Interest (Expense)	0	(270)
	Total Other Income / (Expense)	\$0	(\$270)
	Net Income / (Loss)	\$2,282	(\$479)

Double R Water Distributors, Inc.
 Annual Report
 Full time equivalent employees
 12/31/22

Full time equivalent employees

	Direct Company	Allocated	Outside service	Total
President				0.0
Vice-president				0.0
Manager			unable to	0.0
Engineering Staff			determine	0.0
System Operator(s)	1.0		without	1.0
Meter reader			significant	0.0
Customer Service			analysis	0.0
Accounting				0.0
Business Office				0.0
Rates Department				0.0
Administrative Staff				0.0
Other				0.0
Total	1.0	0.0	0.0	1.0

Double R Water Distributors, Inc.
 Annual Report
 Supplemental Financial Data (Long-Term Debt)
 12/31/22

Supplemental Financial Data (Long-Term Debt)				
	Loan #1	Loan #2	Loan #3	Loan #4
Date Issued	1/0/1900	1/0/1900	1/0/1900	1/0/1900
Source of Loan	0	0	0	0
ACC Decision No.	0	0	0	0
Reason for Loan	0	0	0	0
Dollar Amt. Issued	\$0	\$0	\$0	\$0
Amount Outstanding	\$0	\$0	\$0	\$0
Date of Maturity	1/0/1900	1/0/1900	1/0/1900	1/0/1900
Interest Rate	0.00%	0.00%	0.00%	0.00%
Current Year Interest	\$0	\$0	\$0	\$0
Current Year Principal	\$0	\$0	\$0	\$0

Meter Deposit Balance at Test Year End:	\$2,130
---	---------

Meter Deposits Refunded During the Test Year:	\$0
---	-----

List all bonds, notes, loans, and other types of indebtedness in which the proceeds were used in the provision of public utility service. Indebtedness incurred for personal uses by the owner of the utility should not be listed. Input 0 or none if there is nothing to report for that cell.

Well and Water Usage

Name of the System: PARADISE TRAILS / PIONEER VALLEY WS											
ADEQ Public Water System Number: AZ0408178											
ADWR PCC Number: 91-000864.0000											
Well registry 55# (55-XXXXXX):	Pump Horsepower	Pump Yield (gpm)	Casing Depth (feet)	Casing Diameter (inches)	Pump Motor Type **	Year Drilled	Water level 2012	Water level 2022	Meter Size (inches)	How measured:	Active
55-536616	5	32	550	5"	SUBMERSIBLE	1992	336	336	2"	Metered	Yes
55-212622	20	135	980	5-5/8"	SUBMERSIBLE	2007	336	336	3"	Metered	Yes
0	0	0	0	0	N/A	0	0	0	0	N/A	N/A
0	0	0	0	0	N/A	0	0	0	0	N/A	N/A
0	0	0	0	0	N/A	0	0	0	0	N/A	N/A
0	0	0	0	0	N/A	0	0	0	0	N/A	N/A
0	0	0	0	0	N/A	0	0	0	0	N/A	N/A
0	0	0	0	0	N/A	0	0	0	0	N/A	N/A
0	0	0	0	0	N/A	0	0	0	0	N/A	N/A
0	0	0	0	0	N/A	0	0	0	0	N/A	N/A
0	0	0	0	0	N/A	0	0	0	0	N/A	N/A
0	0	0	0	0	N/A	0	0	0	0	N/A	N/A
0	0	0	0	0	N/A	0	0	0	0	N/A	N/A
0	0	0	0	0	N/A	0	0	0	0	N/A	N/A
0	0	0	0	0	N/A	0	0	0	0	N/A	N/A
0	0	0	0	0	N/A	0	0	0	0	N/A	N/A
0	0	0	0	0	N/A	0	0	0	0	N/A	N/A
0	0	0	0	0	N/A	0	0	0	0	N/A	N/A
0	0	0	0	0	N/A	0	0	0	0	N/A	N/A

Name of system water delivered to: NA
 ADWR PCC Number: #N/A
 Source of water delivered to another system: NA

Name of system water received from: NA
 ADWR PCC Number: #N/A
 Source of water received: NA
 Well registry 55# (55-XXXXXX): NA

Month	Water withdrawn (gallons)1	Water sold (gallons)2	Water delivered (sold) to other systems (gallons)3	Water received (purchased) from other systems (gallons)4	Estimated authorized use (gallons)5	Purchased Power Expense6	Purchased Power (kWh)7
January	170,334.00	132,025.00	0.00	0.00	0.00	\$102	695
February	203,310.00	143,597.00	0.00	0.00	0.00	111	710
March	203,310.00	147,719.00	0.00	0.00	0.00	121	793
April	161,987.00	204,057.00	0.00	0.00	0.00	146	991
May	383,467.00	273,166.00	0.00	0.00	0.00	178	1,239
June	471,450.00	310,793.00	0.00	0.00	9,000.00	280	2,033
July	259,046.00	255,925.00	0.00	0.00	0.00	213	1,500
August	384,075.00	327,570.00	0.00	0.00	3,000.00	180	1,235
September	323,312.00	242,133.00	0.00	0.00	0.00	196	1,350
October	195,130.00	189,505.00	0.00	0.00	0.00	128	820
November	277,836.00	186,401.00	0.00	0.00	0.00	167	1,114
December	414,399.00	238,453.00	0.00	0.00	0.00	213	14,770
Totals	3,447,656.00	2,651,344.00	0.00	0.00	12,000.00	\$2,036	27,250

If applicable, in the space below please provide a description for all un-metered water use along with amounts:
 Flushing = 12,000 gallons.

- 1 Water withdrawn - Total gallons of water withdrawn from pumped sources.
- 2 Water sold - Total gallons from customer meters, and other sales such as construction water.
- 3 Water delivered (sold) to other systems - Total gallons of water delivered to other systems.
- 4 Water received (purchased) from other systems - Total gallons of water purchased/received from other systems.
- 5 Estimated authorized use - Total estimated gallons from authorized metered or unmetered use. Authorized uses such as flushing (mains, services and hydrants) draining/cleaning tanks, process, construction, fire fighting, etc. Non-authorized use (real losses) are service line breaks and leaks, water main breaks, meter inaccuracies and theft.
- 6 Enter the total purchased power costs for the power meters associated with this system.
- 7 Enter the total purchased kWh used by the power meters associated with this system.

Instructions: Fill out the Grey Cells with the relevant information. Input 0 or none if there is nothing recorded in that account or there is no applicable information to report.

Note: If you are filing for more than one system, please provide a separate data sheet for each system.

Water Utility Plant Description			
Name of the System:	PARADISE TRAILS / PIONEER VALLEY WS		
ADEQ Public Water System Number:	AZ0408178		
ADWR PCC Number:	91-000864.0000		

MAINS		
Sizes (inches)	Material	Length (feet)
4.00	PVC C900	10,876
6.00	PVC C900	12,367
8.00	PVC C900	10,854
10.00	PVC C900	1,982
12.00	PVC C900	215
4.00	Ductile Iron	600
6.00	Ductile Iron	654
8.00	Ductile Iron	200
NA	NA	0
NA	NA	0
NA	NA	0
NA	NA	0
NA	NA	0
NA	NA	0

CUSTOMER METERS			
Size (inches)	Quantity	Percent over 1,000,000 gallons	Percent over 10 years old
5/8 X 3/4	33	0%	100%
1	0	0%	50%
2	1	0%	67%
3	0	0%	0%
NA	0	0%	0%
NA	0	0%	0%
NA	0	0%	0%
NA	0	0%	0%
NA	0	0%	0%
NA	0	0%	0%
NA	0	0%	0%
NA	0	0%	0%
NA	0	0%	0%
NA	0	0%	0%
NA	0	0%	0%
NA	0	0%	0%
NA	0	0%	0%
NA	0	0%	0%

SERVICE LINES			
Material	Percent of system	Year installed	
Black poly	100%	2007	
NA	0%	0	
NA	0%	0	
NA	0%	0	
NA	0%	0	

BOOSTER PUMPS			
Horsepower	GPM	Quantity	
25	159	2	
100	1,000	1	
0	0	0	
0	0	0	

FIRE HYDRANTS	
Type	Quantity
Standard *	25
Other	0

STORAGE TANKS			
Capacity (gallons)	Material	Quantity	Year installed
253,402	CONCRETE	1	2016
559,769	CONCRETE	1	2018
18,998	CONCRETE	1	0
0	0	0	0
0	0	0	0
0	0	0	0

PRESSURE/BLADDER TANKS			
Capacity (gallons)	Material	Quantity	Year installed
0	NA	0	0
0	NA	0	0
0	NA	0	0
0	NA	0	0
0	NA	0	0
0	NA	0	0

* A standard fire hydrant has two 2.5 inch hose connection nozzles with 7.5 threads per inch, and one 4.5 inch pumper connection nozzle with 4 threads per inch.

Water Utility Plant Description (Continued)
--

For the following three items, list the utility owned assets in each category for each system.

TREATMENT EQUIPMENT:	NONE
-----------------------------	------

STRUCTURES:	PUMP HOUSE
--------------------	------------

OTHER:	40' STEEL CARGO CONTAINER
---------------	---------------------------

Provide a calculation used to determine the value of one water equivalent residential connection (ERC).

Use one of the following methods:

- (a) If actual flow data are available from the preceding 12 months, divide the total annual single family residence (SFR) gallons sold by the average number of single family residence customers for the same period and divide the result by
- (b) If no historical flow data are available, use:
 $ERC = (\text{Total SFR gallons sold (Omit 000)} / 365 \text{ days} / 350 \text{ gallons per day})$

ERC	202
Method used:	(a)

Customer and Other Information	
Name of the System:	PARADISE TRAILS / PIONEER VALLEY WS
ADEQ Public Water System Number:	AZ0408178
ADWR PCC Number:	91-000864.0000

Month	Number of Customers				
	Single-Family	Multi-Family	Commercial	Turf/Irrigation	Other Non-Residential
January	31	0	2	0	0
February	30	0	1	0	0
March	33	0	2	0	0
April	33	0	2	0	0
May	33	0	2	0	0
June	33	0	2	0	0
July	32	0	2	0	0
August	33	0	2	0	0
September	33	0	2	0	0
October	33	0	2	0	0
November	33	0	2	0	0
December	33	0	1	0	0

If the system has fire hydrants, what is the fire flow requirements? GPM for hrs.

Does the system have chlorination treatment?

Does the Company have an ADWR Gallons Per Capita Per Day (GPCPD) requirement?
 If yes, provide the GPCPD amount:

Is the Water Utility located in an ADWR Active Management Area (AMA)?
 If yes, which AMA?

What is the present system connection capacity (in ERCs *) using existing lines?

What is the future system connection capacity (in ERCs *) upon service area buildout?

Describe any plans and estimated completion dates for any enlargements or improvements of this system.

* an ERC is based on the calculation on the bottom of AR9 page 12.

Double R Water Distributors, Inc.
 Annual Report
 Utility Shutoffs / Disconnects
 12/31/22

Utility Shutoffs / Disconnects	
Name of the System:	PARADISE TRAILS / PIONEER VALLEY WS
ADEQ Public Water System Number:	AZ0408178
ADWR PCC Number:	91-000864.0000

Month	Termination without Notice R14-2-410.B	Termination with Notice R14-2-410.C	Other
January	0	0	0
February	0	0	0
March	0	0	0
April	0	0	0
May	0	0	0
June	0	0	0
July	0	0	0
August	0	0	0
September	0	0	0
October	0	1	0
November	0	1	0
December	0	1	0
Total	0	3	0

Other (description): NA

Instructions: Fill out the Grey Cells with the relevent information. Input 0 or none if there is nothing recorded in that account or there is no applicable information to report.

Double R Water Distributors, Inc.
Annual Report
Property Taxes
12/31/22

Property Taxes	
----------------	--

Amount of actual property taxes paid during Calendar Year 2022 was	
--	--

	\$861
--	-------

If no property taxes paid, explain why.

NA

Instructions: Fill out the Grey Cells with the relevant information. Input 0 or none if there is nothing recorded in that account or there is no applicable information to report.

Verification and Sworn Statement (Taxes)

Verification: State of Arizona, the undersigned of the
(state name)

County of (county name): Maricopa
Name (owner or official) title: Bryan Thomas, President
Company name: Double R Water Distributors, Inc.

DO SAY THAT THIS ANNUAL UTILITY PROPERTY TAX AND SALES TAX REPORT TO THE ARIZONA CORPORATION COMMISSION.

FOR THE YEAR ENDING: 12/31/22

HAS BEEN PREPARED UNDER MY DIRECTION, FROM THE ORIGINAL BOOKS, PAPERS AND RECORDS OF SAID UTILITY; THAT I HAVE CAREFULLY EXAMINED THE SAME, AND DECLARE THE SAME TO BE A COMPLETE AND CORRECT STATEMENT OF BUSINESS AND AFFAIRS OF SAID UTILITY FOR THE PERIOD COVERED BY THIS REPORT IN RESPECT TO EACH AND EVERY MATTER AND THING SET FORTH, TO THE BEST OF MY KNOWLEDGE, INFORMATION AND BELIEF.

Sworn Statement: I HEREBY ATTEST THAT ALL PROPERTY TAXES FOR SAID COMPANY ARE CURRENT AND PAID IN FULL.

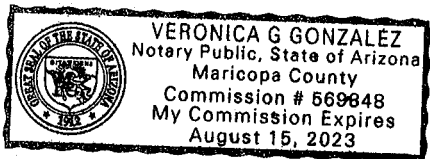
I HEREBY ATTEST THAT ALL SALES TAXES FOR SAID COMPANY ARE CURRENT AND PAID IN FULL.

BJR
signature of owner/official
623-935-1100
telephone no.

SUBSCRIBED AND SWORN TO BEFORE ME A NOTARY PUBLIC
IN AND FOR THE COUNTY

THIS 4th DAY OF April 2023
(month) and (year)

MY COMMISSION EXPIRES 8/15/23
(date)



Veronica G Gonzalez
(signature of notary public)

Verification and Sworn Statement

Verification:

State of Arizona I, the undersigned of the
(state name)
County of (county name): Maricopa
Name (owner or official) title: Bryan Thomas, President
Company name: Double R Water Distributors, Inc.

DO SAY THAT THIS ANNUAL UTILITY PROPERTY TAX AND SALES TAX REPORT TO THE ARIZONA CORPORATION COMMISSION.

FOR THE YEAR ENDING: 12/31/22

HAS BEEN PREPARED UNDER MY DIRECTION, FROM THE ORIGINAL BOOKS, PAPERS AND RECORDS OF SAID UTILITY; THAT I HAVE CAREFULLY EXAMINED THE SAME, AND DECLARE THE SAME TO BE A COMPLETE AND CORRECT STATEMENT OF BUSINESS AND AFFAIRS OF SAID UTILITY FOR THE PERIOD COVERED BY THIS REPORT IN RESPECT TO EACH AND EVERY MATTER AND THING SET FORTH, TO THE BEST OF MY KNOWLEDGE, INFORMATION AND BELIEF.

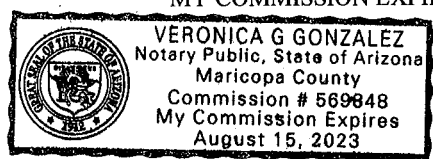
Sworn Statement: IN ACCORDANCE WITH THE REQUIREMENTS OF TITLE 40, ARTICLE 8, SECTION 40-401, ARIZONA REVISED STATUTES, IT IS HEREIN REPORTED THAT THE GROSS OPERATING REVENUE OF SAID UTILITY DERIVED FROM ARIZONA INTRASTATE UTILITY OPERATIONS DURING THE CALENDAR YEAR WAS:

Arizona Intrastate Gross Operating Revenues Only (\$)
\$32,946
(The amount in the box above includes
\$1,742 in sales taxes
billed or collected)

[Signature]
signature of owner/official
623-935-1100
telephone no.

SUBSCRIBED AND SWORN TO BEFORE ME A NOTARY PUBLIC
IN AND FOR THE COUNTY Maricopa
(county name)
THIS 4th DAY OF April 2023
(month) and (year)

MY COMMISSION EXPIRES 8/15/23
(date)



[Signature]
(signature of notary public)

Verification and Sworn Statement (Residential Revenue)

Verification:

State of Arizona I, the undersigned of the
(state name)

County of (county name): Maricopa
Name (owner or official) title: Bryan Thomas, President
Company name: Double R Water Distributors, Inc.

DO SAY THAT THIS ANNUAL UTILITY PROPERTY TAX AND SALES TAX REPORT TO THE ARIZONA CORPORATION COMMISSION.

FOR THE YEAR ENDING: 12/31/22

HAS BEEN PREPARED UNDER MY DIRECTION, FROM THE ORIGINAL BOOKS, PAPERS AND RECORDS OF SAID UTILITY; THAT I HAVE CAREFULLY EXAMINED THE SAME, AND DECLARE THE SAME TO BE A COMPLETE AND CORRECT STATEMENT OF BUSINESS AND AFFAIRS OF SAID UTILITY FOR THE PERIOD COVERED BY THIS REPORT IN RESPECT TO EACH AND EVERY MATTER AND THING SET FORTH, TO THE BEST OF MY KNOWLEDGE, INFORMATION AND BELIEF.

Sworn Statement: IN ACCORDANCE WITH THE REQUIREMENTS OF TITLE 40, ARTICLE 8, SECTION 40-401, ARIZONA REVISED STATUTES, IT IS HEREIN REPORTED THAT THE GROSS OPERATING REVENUE OF SAID UTILITY DERIVED FROM ARIZONA INTRASTATE UTILITY OPERATIONS RECEIVED FROM RESIDENTIAL CUSTOMERS DURING THE CALENDAR YEAR WAS:

Arizona Intrastate Gross Operating Revenues Only (\$)
\$27,727
(The amount in the box above includes
\$1,465 in sales taxes
billed or collected)

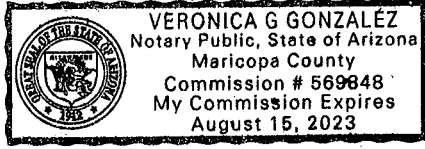
BAB
signature of owner/official

623-935-1100
telephone no.

SUBSCRIBED AND SWORN TO BEFORE ME A NOTARY PUBLIC
IN AND FOR THE COUNTY Maricopa
(county name)

THIS 4th DAY OF April 2023
(month) and (year)

MY COMMISSION EXPIRES 8/15/23
(date)



Veronica G Gonzalez
(signature of notary public)

Double R Water Distributors, Inc.
Annual Report
Full Gross-up Method for Income Tax Statement of Certification
12/31/22

Full Gross-up Method for Income Tax Statement of Certification

Verification:

State of Arizona I, the undersigned of the
(state name)

County of (county name): Maricopa
Name (owner or official) title: Bryan Thomas, President
Company name: Double R Water Distributors, Inc.

FOR THE YEAR ENDING: 12/31/22

Sworn Statement:

IN ACCORDANCE WITH THE REQUIREMENTS OF DECISION NO. 77084, BECAUSE THE UTILITY REQUIRES THE GROSS UP OF ADVANCES AND CONTRIBUTIONS, I HEREBY STATE THAT THE UTILITY HAS NOT INCURRED NOR IS EXPECTED TO INCUR A NET INCREASE IN CURRENT INCOME TAX EXPENSE OR A DECREASE IN DEFERRED TAX ASSET FOR A CARRY FORWARD ACCORDING TO GAAP IN AN AMOUNT EQUAL TO OR GREATER THAN THE AMOUNT OF THE REQUIRED GROSS UP PAID BY DEVELOPERS IN THE PERIOD COVERED BY THIS ANNUAL REPORT.

BRT
signature of owner/official

623-935-1100
telephone no.

SUBSCRIBED AND SWORN TO BEFORE ME A NOTARY PUBLIC
IN AND FOR THE COUNTY

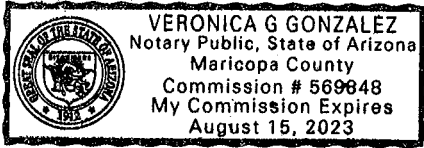
Maricopa
(county name)

THIS 4th

DAY OF April 2023
(month) and (year)

MY COMMISSION EXPIRES

8/15/23
(date)



Veronica G Gonzalez
(signature of notary public)