

RECEIVED
BY EMAIL

4/14/2022, 4:07 PM

ARIZONA CORPORATION COMMISSION
UTILITIES DIVISION

ANNUAL REPORT

Of

Company Name: Double R Water Distributors, Inc.

60 Acoma Blvd S, Suite B-104

Mailing Address: Lake Havasu City AZ
86403

Docket No.: W-02821A

For the Year Ended: 12/31/21

WATER UTILITY

To

Arizona Corporation Commission

Due on April 15th

Email: Util-Compliance@azcc.gov, mail or deliver the completed Annual Report to:

Arizona Corporation Commission
Compliance Section - Utilities Division
1200 West Washington Street
Phoenix, Arizona 85007

Application Type: Original Filing

Application Date: 4/12/2022

ARIZONA CORPORATION COMMISSION
WATER UTILITY ANNUAL REPORT
Double R Water Distributors, Inc.
A Class Utility

For the Calendar Year Ended:

Primary Address:
City: State: Zip Code:

Telephone Number:

Date of Original Organization of Utility:

Person to whom correspondence should be addressed concerning this report:

Name:
Telephone No. :
Address:
City: State: Zip Code:
Email:

Name:
Telephone No. :
Address:
City: State: Zip Code:
Email:

Name:
Telephone No. :
Address:
City: State: Zip Code:
Email:

Name:
Telephone No. :
Address:
City: State: Zip Code:
Email:

Name:
Telephone No. :
Address:
City: State: Zip Code:
Email:

Ownership:

Counties Served:

Important changes during the year

Yes	For those companies not subject to the affiliated interest rules, has there been a change in ownership or direct control during the year?
	If yes, please provide specific details in the box below.
	Triton Utilities, Inc. aquired 100% of the stock of Double R Water Distributors, Inc. on 09/17/2021.

No	Has the company been notified by any other regulatory authorities during the year, that they are out of compliance?
	If yes, please provide specific details in the box below.
	NA

Double R Water Distributors, Inc.
Annual Report
Utility Plant in Service (Water)
12/31/21

Utility Plant in Service (Water)							
Account No.	Description	Beginning Year Original Cost	Current Year Additions	Current Year Retirements	Adjusted Original Cost	Accumulated Depreciation	OCLD (OC less AD)
301	Organization	\$0	\$0	\$0	\$0	\$0	\$0
302	Franchises	0	0	0	0	0	0
303	Land and Land Rights	20,001	1,200	0	21,201	0	21,201
304	Structures and Improvements	25,942	0	0	25,942	11,371	14,571
305	Collecting & Improving Reservoirs	0	0	0	0	0	0
306	Lake, River, Canal Intakes	0	0	0	0	0	0
307	Wells and Springs	9,074	0	0	9,074	4,109	4,965
308	Infiltration Galleries	0	0	0	0	0	0
309	Supply Mains	0	0	0	0	0	0
310	Power Generation Equipment	0	0	0	0	0	0
311	Pumping Equipment	25,005	0	0	25,005	25,005	0
320	Water Treatment Equipment	0	0	0	0	0	0
320.1	Water Treatment Plants	0	0	0	0	0	0
320.2	Solution Chemical Feeders	0	0	0	0	0	0
320.3	Point-of-Use Treatment Devices	0	0	0	0	0	0
330	Distribution Reservoirs and Standpipes	52,974	0	0	52,974	15,834	37,140
330.1	Storage Tanks	0	0	0	0	0	0
330.2	Pressure Tanks	0	0	0	0	0	0
331	Transmission and Distribution Mains	27,320	0	0	27,320	7,386	19,934
333	Services	58,302	0	0	58,302	26,209	32,093
334	Meters and Meter Installations	34,503	1,003	0	35,506	34,545	961
335	Hydrants	44,237	0	0	44,237	11,948	32,289
336	Backflow Prevention Devices	8,423	0	0	8,423	7,398	1,025
339	Other Plant and Misc. Equipment	0	0	0	0	0	0
340	Office Furniture and Equipment	0	0	0	0	0	0
340.1	Computer & Software	1,254	0	0	1,254	1,254	0
341	Transportation Equipment	0	0	0	0	0	0
342	Stores Equipment	0	0	0	0	0	0
343	Tools, Shop and Garage Equipment	8,218	0	0	8,218	5,457	2,761
344	Laboratory Equipment	0	0	0	0	0	0
345	Power Operated Equipment	0	0	0	0	0	0
346	Communication Equipment	0	0	0	0	0	0
347	Miscellaneous Equipment	0	0	0	0	0	0
348	Other Tangible Plant	0	0	0	0	0	0
	Totals	\$315,253	\$2,203	\$0	\$317,456	\$150,516	\$166,940

Depreciation Expense for the Current Year (Water)									
Account No.	Description	Beginning Year Original Cost	Current Year Additions	Current Year Retirements	Adjusted Original Cost	Fully Depreciated/Non-depreciable Plant	Depreciable Plant	Depreciation Percentages	Depreciation Expense
301	Organization	\$0	\$0	\$0	\$0	\$0	\$0	0.00%	\$0
302	Franchises	0	0	0	0	0	0	0.00%	0
303	Land and Land Rights	20,001	1,200	0	21,201	21,201	0	0.00%	0
304	Structures and Improvements	25,942	0	0	25,942	0	25,942	3.33%	864
305	Collecting & Improving Reservoirs	0	0	0	0	0	0	2.50%	0
306	Lake, River, Canal Intakes	0	0	0	0	0	0	2.50%	0
307	Wells and Springs	9,074	0	0	9,074	0	9,074	3.33%	302
308	Infiltration Galleries	0	0	0	0	0	0	6.67%	0
309	Supply Mains	0	0	0	0	0	0	2.00%	0
310	Power Generation Equipment	0	0	0	0	0	0	5.00%	0
311	Pumping Equipment	25,005	0	0	25,005	25,005	0	12.50%	0
320	Water Treatment Equipment	0	0	0	0	0	0	3.33%	0
320.1	Water Treatment Plants	0	0	0	0	0	0	3.33%	0
320.2	Solution Chemical Feeders	0	0	0	0	0	0	3.33%	0
320.3	Point-of-Use Treatment Devices	0	0	0	0	0	0	3.33%	0
330	Distribution Reservoirs and Standpipes	52,974	0	0	52,974	0	52,974	2.22%	1,176
330.1	Storage Tanks	0	0	0	0	0	0	2.22%	0
330.2	Pressure Tanks	0	0	0	0	0	0	5.00%	0
331	Transmission and Distribution Mains	27,320	0	0	27,320	0	27,320	2.00%	546
333	Services	58,302	0	0	58,302	0	58,302	3.33%	1,941
334	Meters and Meter Installations	34,503	1,003	0	35,506	34,503	1,003	8.33%	1,550
335	Hydrants	44,237	0	0	44,237	0	44,237	2.00%	885
336	Backflow Prevention Devices	8,423	0	0	8,423	0	8,423	6.67%	562
339	Other Plant and Misc. Equipment	0	0	0	0	0	0	6.67%	0
340	Office Furniture and Equipment	0	0	0	0	0	0	6.67%	0
340.1	Computer & Software	1,254	0	0	1,254	1,254	0	20.00%	0
341	Transportation Equipment	0	0	0	0	0	0	20.00%	0
342	Stores Equipment	0	0	0	0	0	0	4.00%	0
343	Tools, Shop and Garage Equipment	8,218	0	0	8,218	0	8,218	5.00%	411
344	Laboratory Equipment	0	0	0	0	0	0	10.00%	0
345	Power Operated Equipment	0	0	0	0	0	0	5.00%	0
346	Communication Equipment	0	0	0	0	0	0	10.00%	0
347	Miscellaneous Equipment	0	0	0	0	0	0	10.00%	0
348	Other Tangible Plant	0	0	0	0	0	0	10.00%	0
	Subtotal	\$315,253	\$2,203	\$0	\$317,456	\$81,963	\$235,493		\$8,237

Contribution(s) in Aid of Construction (Gross)	\$250,165
Less: Non Amortizable Contribution(s)	0
Fully Amortized Contribution(s)	0
Amortizable Contribution(s)	<u>\$250,165</u>
Times: Proposed Amortization Rate	2.86%
Amortization of CIAC	\$7,148

Less: Amortization of CIAC \$7,148

DEPRECIATION EXPENSE **\$1,089**

Double R Water Distributors, Inc.
Annual Report
Balance Sheet Assets
12/31/21

Balance Sheet Assets				
	Assets		Balance at Beginning of Year (2021)	Balance at End of Year (2021)
Account No.	Current and Accrued Assets			
131	Cash		\$873	\$538
134	Working Funds		0	0
135	Temporary Cash Investments		0	0
141	Customer Accounts Receivable		(353)	3,045
146	Notes Receivable from Associated Companies		0	159
151	Plant Material and Supplies		11,923	11,923
162	Prepayments		0	0
174	Miscellaneous Current and Accrued Assets		350	7,511
	Total Current and Accrued Assets		\$12,792	\$23,176
Account No.	Fixed Assets			
101	Utility Plant in Service*		\$1,968,474	\$317,456
103	Property Held for Future Use		0	1,106,127
105	Construction Work in Progress		0	0
108	Accumulated Depreciation (enter as negative)*		(693,658)	(150,516)
121	Non-Utility Property			
122	Accumulated Depreciation - Non Utility			
	Total Fixed Assets		\$1,274,816	\$1,273,067
	Total Assets		\$1,287,608	\$1,296,243

*Note these items feed automatically from AR3 UPIS Page 4

Double R Water Distributors, Inc.
Annual Report
Balance Sheet Liabilities and Owners Equity

Balance Sheet Liabilities and Owners Equity				
	Liabilities		Balance at Beginning of Year (2021)	Balance at End of Year (2021)
Account No.	Current Liabilities			
231	Accounts Payable		\$0	\$1,846
232	Notes Payable (Current Portion)		16,053	0
234	Notes Payable to Associated Companies		0	8,200
235	Customer Deposits		0	80
236	Accrued Taxes		46	566
237	Accrued Interest		0	0
242	Miscellaneous Current and Accrued Liabilities		0	0
	Total Current Liabilities		\$16,099	\$10,692
	Long Term Debt			
224	Long Term Debt (Notes and Bonds)		\$9,861	\$0
	Deferred Credits			
251	Unamortized Premium on Debt			
252	Advances in Aid of Construction		415	1,785
255	Accumulated Deferred Investment Tax Credits			
271	Contributions in Aid of Construction			921,178
272	Less: Amortization of Contributions			(103,453)
281	Accumulated Deferred Income Tax			
	Total Deferred Credits		\$415	\$819,510
	Total Liabilities		\$26,375	\$830,202
	Capital Accounts			
201	Common Stock Issued		\$1,000	\$1,000
211	Other Paid-In Capital		1,951,625	850,746
215	Retained Earnings		(691,391)	(385,705)
218	Proprietary Capital (Sole Props and Partnerships)			
	Total Capital		\$1,261,234	\$466,041
	Total Liabilities and Capital		\$1,287,608	\$1,296,243

Note: Total liabilities and Capital must match total assets for the beginning and end of the year!

Double R Water Distributors, Inc.
Annual Report
Water Comparative Income Statement
12/31/21

Water Comparative Income Statement			
Account No.	Calendar Year	Current Year 01/01/2021 - 12/31/2021	Last Year 01/01/2020 - 12/31/2020
	Operating Revenue		
461	Metered Water Revenue	\$17,347	\$12,379
460	Unmetered Water Revenue	0	0
462	Fire Protection Revenue	0	0
469	Guaranteed Revenues (Surcharges)	0	0
471	Miscellaneous Service Revenues	0	0
474	Other Water Revenue	349	527
	Total Revenues	\$17,696	\$12,905
	Operating Expenses		
601	Salaries and Wages	\$0	\$0
604	Employee Pensions and Benefits	0	0
610	Purchased Water	0	0
615	Purchased Power	2,846	2,098
618	Chemicals	0	27
620	Materials and Supplies	0	0
620.1	Repairs and Maintenance	757	4,328
620.2	Office Supplies and Expense	600	483
630	Contractual Services	0	0
631	Contractual Services - Engineering	0	0
632	Contractual Services - Accounting	741	931
633	Contractual Services - Legal	488	488
634	Contractual Services - Management Fees	4,631	0
635	Contractual Services - Water Testing	955	795
636	Contractual Services - Other	1,400	6,524
640	Rents	0	0
641	Rental of Building/Real Property	0	0
642	Rental of Equipment	0	0
650	Transportation Expenses	836	52
657	Insurance - General Liability	975	2,043
657.1	Insurance - Health and Life	0	0
665	Regulatory Commission Expense - Rate	745	0
670	Bad Debt Expense	172	0
675	Miscellaneous Expense	903	847
403	Depreciation Expense (From Schedule AR4)	1,089	43,569
408	Taxes Other Than Income	0	0
408.11	Property Taxes	926	459
409	Income Taxes	(159)	50
427.1	Customer Security Deposit Interest	0	0
	Total Operating Expenses	\$17,905	\$62,694
	Operating Income / (Loss)	(\$209)	(\$49,789)
	Other Income / (Expense)		
419	Interest and Dividend Income	\$0	\$0
421	Non-Utility Income	0	0
426	Miscellaneous Non-Utility (Expense)	0	0
427	Interest (Expense)	(270)	60
	Total Other Income / (Expense)	(\$270)	\$60
	Net Income / (Loss)	(\$479)	(\$49,729)

Double R Water Distributors, Inc.
 Annual Report
 Full time equivalent employees
 12/31/21

Full time equivalent employees

	Direct Company	Allocated	Outside service	Total
President				0.0
Vice-president				0.0
Manager			unable to	0.0
Engineering Staff			determine	0.0
System Operator(s)	1.0		without	1.0
Meter reader			significant	0.0
Customer Service			analysis	0.0
Accounting				0.0
Business Office				0.0
Rates Department				0.0
Administrative Staff				0.0
Other				0.0
Total	1.0	0.0	0.0	1.0

Double R Water Distributors, Inc.
 Annual Report
 Supplemental Financial Data (Long-Term Debt)
 12/31/21

Supplemental Financial Data (Long-Term Debt)				
	Loan #1	Loan #2	Loan #3	Loan #4
Date Issued	1/0/1900	1/0/1900	1/0/1900	1/0/1900
Source of Loan	0	0	0	0
ACC Decision No.	0	0	0	0
Reason for Loan	0	0	0	0
Dollar Amt. Issued	\$0	\$0	\$0	\$0
Amount Outstanding	\$0	\$0	\$0	\$0
Date of Maturity	1/0/1900	1/0/1900	1/0/1900	1/0/1900
Interest Rate	0.00%	0.00%	0.00%	0.00%
Current Year Interest	\$0	\$0	\$0	\$0
Current Year Principal	\$0	\$0	\$0	\$0

Meter Deposit Balance at Test Year End:	\$1,785
---	---------

Meter Deposits Refunded During the Test Year:	\$333
---	-------

List all bonds, notes, loans, and other types of indebtedness in which the proceeds were used in the provision of public utility service. Indebtedness incurred for personal uses by the owner of the utility should not be listed. Input 0 or none if there is nothing to report for that cell.

Well and Water Usage											
Name of the System: PARADISE TRAILS / PIONEER VALLEY WS											
ADEQ Public Water System Number: AZ0408178											
ADWR PCC Number: 91-000864.0000											
Well registry 55# (55-XXXXXX):	Pump Horsepower	Pump Yield (gpm)	Casing Depth (feet)	Casing Diameter (inches)	Pump Motor Type **	Year Drilled	Water level 2011	Water level 2021	Meter Size (inches)	How measured:	Active
55-536616	5	32	550	5"	SUBMERSIBLE	1992	336	336	2"	Metered	Yes
55-212622	20	135	980	5-5/8"	SUBMERSIBLE	2007	336	336	3"	Metered	Yes
0	0	0	0	0	N/A	0	0	0	0	N/A	N/A
0	0	0	0	0	N/A	0	0	0	0	N/A	N/A
0	0	0	0	0	N/A	0	0	0	0	N/A	N/A
0	0	0	0	0	N/A	0	0	0	0	N/A	N/A
0	0	0	0	0	N/A	0	0	0	0	N/A	N/A
0	0	0	0	0	N/A	0	0	0	0	N/A	N/A
0	0	0	0	0	N/A	0	0	0	0	N/A	N/A
0	0	0	0	0	N/A	0	0	0	0	N/A	N/A
0	0	0	0	0	N/A	0	0	0	0	N/A	N/A
0	0	0	0	0	N/A	0	0	0	0	N/A	N/A
0	0	0	0	0	N/A	0	0	0	0	N/A	N/A
0	0	0	0	0	N/A	0	0	0	0	N/A	N/A
0	0	0	0	0	N/A	0	0	0	0	N/A	N/A
0	0	0	0	0	N/A	0	0	0	0	N/A	N/A
0	0	0	0	0	N/A	0	0	0	0	N/A	N/A
0	0	0	0	0	N/A	0	0	0	0	N/A	N/A
0	0	0	0	0	N/A	0	0	0	0	N/A	N/A
0	0	0	0	0	N/A	0	0	0	0	N/A	N/A
0	0	0	0	0	N/A	0	0	0	0	N/A	N/A

Name of system water delivered to:	NA
ADWR PCC Number:	#N/A
Source of water delivered to another system	NA
Name of system water received from:	NA
ADWR PCC Number:	#N/A
Source of water received	NA
Well registry 55# (55-XXXXXX):	NA

Month	Water withdrawn (gallons) ¹	Water sold (gallons) ²	Water delivered (sold) to other systems (gallons) ³	Water received (purchased) from other systems (gallons) ⁴	Estimated authorized use (gallons) ⁵	Purchased Power Expense ⁶	Purchased Power (kWh) ⁷
January	409,500.00	270,351.00	0.00	0.00	0.00	\$741	6,760
February	0.00	235,459.00	0.00	0.00	0.00	192	440
March	600,000.00	241,692.00	0.00	0.00	0.00	309	1,481
April	452,200.00	189,940.00	0.00	0.00	0.00	187	391
May	0.00	218,710.00	0.00	0.00	0.00	292	1,320
June	336,000.00	408,080.00	0.00	0.00	0.00	358	1,884
July	253,499.00	267,210.00	0.00	0.00	0.00	467	2,826
August	700,500.00	299,050.00	0.00	0.00	0.00	213	615
September	0.00	220,613.00	0.00	0.00	0.00	374	2,054
October	1,005,876.00	198,890.00	0.00	0.00	0.00	186	1,436
November	169,535.00	124,311.00	0.00	0.00	0.00	146	1,086
December	163,835.00	132,261.00	0.00	0.00	0.00	104	713
Totals	4,090,945.00	2,806,567.00	0.00	0.00	0.00	\$3,570	21,006

If applicable, in the space below please provide a description for all un-metered water use along with amounts:

- 1 Water withdrawn - Total gallons of water withdrawn from pumped sources.
- 2 Water sold - Total gallons from customer meters, and other sales such as construction water.
- 3 Water delivered (sold) to other systems - Total gallons of water delivered to other systems.
- 4 Water received (purchased) from other systems - Total gallons of water purchased/received from other systems.
- 5 Estimated authorized use - Total estimated gallons from authorized metered or unmetered use. Authorized uses such as flushing (mains, services and hydrants) draining/cleaning tanks, process, construction, fire fighting, etc. Non-authorized use (real losses) are service line breaks and leaks, water main breaks, meter inaccuracies and theft.
- 6 Enter the total purchased power costs for the power meters associated with this system.
- 7 Enter the total purchased kWh used by the power meters associated with this system.

Instructions: Fill out the Grey Cells with the relevant information. Input 0 or none if there is nothing recorded in that account or there is no applicable information to report.

Note: If you are filing for more than one system, please provide a separate data sheet for each system.

Water Utility Plant Description			
Name of the System:	PARADISE TRAILS / PIONEER VALLEY WS		
ADEQ Public Water System Number:	AZ0408178		
ADWR PCC Number:	91-000864.0000		

MAINS		
Sizes (inches)	Material	Length (feet)
4.00	PVC C900	10,876
6.00	PVC C900	12,367
8.00	PVC C900	10,854
10.00	PVC C900	1,982
12.00	PVC C900	215
4.00	Ductile Iron	600
6.00	Ductile Iron	654
8.00	Ductile Iron	200
NA	NA	0
NA	NA	0
NA	NA	0
NA	NA	0
NA	NA	0
NA	NA	0

CUSTOMER METERS			
Size (inches)	Quantity	Percent over 1,000,000 gallons	Percent over 10 years old
5/8 X 3/4	30	0%	100%
1	1	0%	50%
2	1	0%	67%
3	0	0%	0%
NA	0	0%	0%
NA	0	0%	0%
NA	0	0%	0%
NA	0	0%	0%
NA	0	0%	0%
NA	0	0%	0%
NA	0	0%	0%
NA	0	0%	0%
NA	0	0%	0%
NA	0	0%	0%
NA	0	0%	0%
NA	0	0%	0%
NA	0	0%	0%
NA	0	0%	0%
NA	0	0%	0%
NA	0	0%	0%
NA	0	0%	0%
NA	0	0%	0%

SERVICE LINES			
Material	Percent of system	Year installed	
Black poly	100%	2007	
NA	0%	0	
NA	0%	0	
NA	0%	0	
NA	0%	0	

BOOSTER PUMPS			
Horsepower	GPM	Quantity	
25	159	2	
100	1,000	1	
0	0	0	
0	0	0	

FIRE HYDRANTS	
Type	Quantity
Standard *	25
Other	0

STORAGE TANKS			
Capacity (gallons)	Material	Quantity	Year installed
253,402	CONCRETE	1	2016
559,769	CONCRETE	1	2018
18,998	CONCRETE	1	0
0	0	0	0
0	0	0	0
0	0	0	0

PRESSURE/BLADDER TANKS			
Capacity (gallons)	Material	Quantity	Year installed
0	NA	0	0
0	NA	0	0
0	NA	0	0
0	NA	0	0
0	NA	0	0
0	NA	0	0
0	NA	0	0

* A standard fire hydrant has two 2.5 inch hose connection nozzles with 7.5 threads per inch, and one 4.5 inch pumper connection nozzle with 4 threads per inch.

Water Utility Plant Description (Continued)
--

For the following three items, list the utility owned assets in each category for each system.

TREATMENT EQUIPMENT:	NONE
STRUCTURES:	PUMP HOUSE
OTHER:	40' STEEL CARGO CONTAINER

Provide a calculation used to determine the value of one water equivalent residential connection (ERC).

Use one of the following methods:

- (a) If actual flow data are available from the preceding 12 months, divide the total annual single family residence (SFR) gallons sold by the average number of single family residence customers for the same period and divide the result by
- (b) If no historical flow data are available, use:
 $ERC = (\text{Total SFR gallons sold (Omit 000)} / 365 \text{ days} / 350 \text{ gallons per day})$

ERC

265

 Method used:

(a)

Customer and Other Information	
Name of the System:	PARADISE TRAILS / PIONEER VALLEY WS
ADEQ Public Water System Number:	AZ0408178
ADWR PCC Number:	91-000864.0000

Month	Number of Customers				
	Single-Family	Multi-Family	Commercial	Turf/Irrigation	Other Non-Residential
January	27	0	3	0	0
February	27	0	3	0	0
March	27	0	3	0	0
April	27	0	3	0	0
May	27	0	3	0	0
June	27	0	3	0	0
July	28	0	3	0	0
August	28	0	3	0	0
September	31	0	2	0	0
October	33	0	2	0	0
November	33	0	2	0	0
December	33	0	2	0	0

If the system has fire hydrants, what is the fire flow requirements? GPM for hrs.

Does the system have chlorination treatment?

Does the Company have an ADWR Gallons Per Capita Per Day (GPCPD) requirement?
 If yes, provide the GPCPD amount:

Is the Water Utility located in an ADWR Active Management Area (AMA)?
 If yes, which AMA?

What is the present system connection capacity (in ERCs *) using existing lines?

What is the future system connection capacity (in ERCs *) upon service area buildout?

Describe any plans and estimated completion dates for any enlargements or improvements of this system.

* an ERC is based on the calculation on the bottom of AR9 page 12.

Double R Water Distributors, Inc.
 Annual Report
 Utility Shutoffs / Disconnects
 12/31/21

Utility Shutoffs / Disconnects	
Name of the System:	PARADISE TRAILS / PIONEER VALLEY WS
ADEQ Public Water System Number:	AZ0408178
ADWR PCC Number:	91-000864.0000

Month	Termination without Notice R14-2-410.B	Termination with Notice R14-2-410.C	Other
January	0	0	0
February	0	0	0
March	0	0	0
April	0	0	0
May	0	0	0
June	0	0	0
July	0	0	0
August	0	0	0
September	0	0	0
October	0	0	0
November	0	0	0
December	0	0	0
Total	0	0	0

Other (description): NA

Instructions: Fill out the Grey Cells with the relevent information. Input 0 or none if there is nothing recorded in that account or there is no applicable information to report.

Double R Water Distributors, Inc.
Annual Report
Property Taxes
12/31/21

Property Taxes	
----------------	--

Amount of actual property taxes paid during Calendar Year 2021 was	
--	--

	\$464
--	-------

If no property taxes paid, explain why.

NA

Instructions: Fill out the Grey Cells with the relevant information. Input 0 or none if there is nothing recorded in that account or there is no applicable information to report.

Verification and Sworn Statement (Taxes)

Verification: State of Arizona I, the undersigned of the
(state name)

County of (county name): Maricopa
Name (owner or official) title: Bryan Thomas, CFO
Company name: Double R Water Distributors, Inc.

DO SAY THAT THIS ANNUAL UTILITY PROPERTY TAX AND SALES TAX REPORT TO THE ARIZONA CORPORATION COMMISSION.

FOR THE YEAR ENDING: 12/31/21

HAS BEEN PREPARED UNDER MY DIRECTION, FROM THE ORIGINAL BOOKS, PAPERS AND RECORDS OF SAID UTILITY; THAT I HAVE CAREFULLY EXAMINED THE SAME, AND DECLARE THE SAME TO BE A COMPLETE AND CORRECT STATEMENT OF BUSINESS AND AFFAIRS OF SAID UTILITY FOR THE PERIOD COVERED BY THIS REPORT IN RESPECT TO EACH AND EVERY MATTER AND THING SET FORTH, TO THE BEST OF MY KNOWLEDGE, INFORMATION AND BELIEF.

Sworn Statement: I HEREBY ATTEST THAT ALL PROPERTY TAXES FOR SAID COMPANY ARE CURRENT AND PAID IN FULL.

I HEREBY ATTEST THAT ALL SALES TAXES FOR SAID COMPANY ARE CURRENT AND PAID IN FULL.

signature of owner/official

623-935-1100

telephone no.

SUBSCRIBED AND SWORN TO BEFORE ME A NOTARY PUBLIC
IN AND FOR THE COUNTY

THIS

12+2

DAY OF

Maricopa

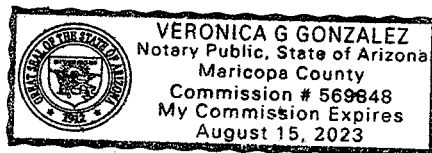
(county name)

April 2022

(month) and (year)

MY COMMISSION EXPIRES

August 15, 2023
(date)



(signature of notary public)

Verification and Sworn Statement

Verification:

State of Arizona I, the undersigned of the
(state name)

County of (county name): Maricopa
Name (owner or official) title: Bryan Thomas, CFO
Company name: Double R Water Distributors, Inc.

DO SAY THAT THIS ANNUAL UTILITY PROPERTY TAX AND SALES TAX REPORT TO THE ARIZONA CORPORATION COMMISSION.

FOR THE YEAR ENDING: 12/31/21

HAS BEEN PREPARED UNDER MY DIRECTION, FROM THE ORIGINAL BOOKS, PAPERS AND RECORDS OF SAID UTILITY; THAT I HAVE CAREFULLY EXAMINED THE SAME, AND DECLARE THE SAME TO BE A COMPLETE AND CORRECT STATEMENT OF BUSINESS AND AFFAIRS OF SAID UTILITY FOR THE PERIOD COVERED BY THIS REPORT IN RESPECT TO EACH AND EVERY MATTER AND THING SET FORTH, TO THE BEST OF MY KNOWLEDGE, INFORMATION AND BELIEF.

Sworn Statement: IN ACCORDANCE WITH THE REQUIREMENTS OF TITLE 40, ARTICLE 8, SECTION 40-401, ARIZONA REVISED STATUTES, IT IS HEREIN REPORTED THAT THE GROSS OPERATING REVENUE OF SAID UTILITY DERIVED FROM ARIZONA INTRASTATE UTILITY OPERATIONS DURING THE CALENDAR YEAR WAS:

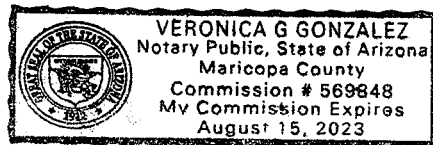
Arizona Intrastate Gross Operating Revenues Only (\$)
\$18,683
(The amount in the box above includes
\$987 in sales taxes
billed or collected)

BTE
signature of owner/official
623-935-1100
telephone no.

SUBSCRIBED AND SWORN TO BEFORE ME A NOTARY PUBLIC
IN AND FOR THE COUNTY Maricopa
(county name)
THIS 12th DAY OF April 2022
(month) and (year)

MY COMMISSION EXPIRES

August 15, 2023
(date)



Veronica G. Gonzalez
(signature of notary public)

Verification and Sworn Statement (Residential Revenue)

Verification:

State of Arizona I, the undersigned of the
(state name)

County of (county name): Maricopa
Name (owner or official) title: Bryan Thomas, CFO
Company name: Double R Water Distributors, Inc.

DO SAY THAT THIS ANNUAL UTILITY PROPERTY TAX AND SALES TAX REPORT TO THE ARIZONA CORPORATION COMMISSION.

FOR THE YEAR ENDING: 12/31/21

HAS BEEN PREPARED UNDER MY DIRECTION, FROM THE ORIGINAL BOOKS, PAPERS AND RECORDS OF SAID UTILITY; THAT I HAVE CAREFULLY EXAMINED THE SAME, AND DECLARE THE SAME TO BE A COMPLETE AND CORRECT STATEMENT OF BUSINESS AND AFFAIRS OF SAID UTILITY FOR THE PERIOD COVERED BY THIS REPORT IN RESPECT TO EACH AND EVERY MATTER AND THING SET FORTH, TO THE BEST OF MY KNOWLEDGE, INFORMATION AND BELIEF.

Sworn Statement: IN ACCORDANCE WITH THE REQUIREMENTS OF TITLE 40, ARTICLE 8, SECTION 40-401, ARIZONA REVISED STATUTES, IT IS HEREIN REPORTED THAT THE GROSS OPERATING REVENUE OF SAID UTILITY DERIVED FROM ARIZONA INTRASTATE UTILITY OPERATIONS RECEIVED FROM RESIDENTIAL CUSTOMERS DURING THE CALENDAR YEAR WAS:

Arizona Intrastate Gross Operating Revenues Only (\$)

\$17,104

(The amount in the box above includes

\$904 in sales taxes
billed or collected)

BTE
signature of owner/official

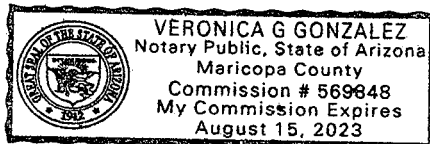
623-935-1100
telephone no.

SUBSCRIBED AND SWORN TO BEFORE ME A NOTARY PUBLIC
IN AND FOR THE COUNTY

Maricopa
(county name)

THIS 12th DAY OF April 2022
(month) and (year)

MY COMMISSION EXPIRES August 15, 2023
(date)



Veronica G Gonzalez
(signature of notary public)

Double R Water Distributors, Inc.
Annual Report
Full Gross-up Method for Income Tax Statement of Certification
12/31/21

Full Gross-up Method for Income Tax Statement of Certification

Verification:

State of Arizona I, the undersigned of the
(state name)

County of (county name): Maricopa
Name (owner or official) title: Bryan Thomas, CFO
Company name: Double R Water Distributors, Inc.

FOR THE YEAR ENDING: 12/31/21

Sworn Statement:

IN ACCORDANCE WITH THE REQUIREMENTS OF DECISION NO. 77084, BECAUSE THE UTILITY REQUIRES THE GROSS UP OF ADVANCES AND CONTRIBUTIONS, I HEREBY STATE THAT THE UTILITY HAS NOT INCURRED NOR IS EXPECTED TO INCUR A NET INCREASE IN CURRENT INCOME TAX EXPENSE OR A DECREASE IN DEFERRED TAX ASSET FOR A CARRY FORWARD ACCORDING TO GAAP IN AN AMOUNT EQUAL TO OR GREATER THAN THE AMOUNT OF THE REQUIRED GROSS UP PAID BY DEVELOPERS IN THE PERIOD COVERED BY THIS ANNUAL REPORT.

B.T.
signature of owner/official
623-935-1100
telephone no.

SUBSCRIBED AND SWORN TO BEFORE ME A NOTARY PUBLIC
IN AND FOR THE COUNTY Maricopa
(county name)

THIS 12th DAY OF April 2022
(month) and (year)

MY COMMISSION EXPIRES August 15, 2023
(date)



Veronica G. Gonzalez
(signature of notary public)