

RECEIVED  
UTILITIES DIVISION

2022 MAY -3 A 9:48

ARIZONA CORPORATION  
COMMISSION

**ANNUAL REPORT**

Of

Company Name:   
PO Box 85160

Mailing Address: Tucson AZ  
85754

Docket No.: W-01917A  
For the Year Ended:

**WATER UTILITY**

To

Arizona Corporation Commission

**Due on April 15th**

Email: Util-Compliance@azcc.gov, mail or deliver the completed Annual Report to:  
Arizona Corporation Commission  
Compliance Section - Utilities Division  
1200 West Washington Street  
Phoenix, Arizona 85007

Application Type:   
Application Date:

ARIZONA CORPORATION COMMISSION  
WATER UTILITY ANNUAL REPORT  
Dragoon Water Company  
A Class  Utility

For the Calendar Year Ended: 12/31/21

Primary Address:   
City:  State:  Zip Code:

Telephone Number:

Date of Original Organization of Utility:

Person to whom correspondence should be addressed concerning this report:

Name:   
Telephone No. :   
Address:   
City:  State:  Zip Code:   
Email:

Name:   
Telephone No. :   
Address:   
City:  State:  Zip Code:   
Email:

Name:   
Telephone No. :   
Address:   
City:  State:  Zip Code:   
Email:

Name:   
Telephone No. :   
Address:   
City:  State:  Zip Code:   
Email:

Name:   
Telephone No. :   
Address:   
City:  State:  Zip Code:   
Email:

Ownership:

Counties Served:

**Important changes during the year**

No	For those companies not subject to the affiliated interest rules, has there been a change in ownership or direct control during the year?
	If yes, please provide specific details in the box below.
	N/A

No	Has the company been notified by any other regulatory authorities during the year, that they are out of compliance?
	If yes, please provide specific details in the box below.
	N/A

Utility Plant in Service (Water)							
Account No	Description	Beginning Year Original Cost	Current Year Additions	Current Year Retirements	Adjusted Original Cost	Accumulated Depreciation	OCLD (OC less AD)
301	Organization	\$6,983			\$6,983		\$6,983
302	Franchises				0		0
303	Land and Land Rights	5,187			5,187		5,187
304	Structures and Improvements	29,114			29,114	23,846	5,268
305	Collecting & Improving Reservoirs				0		0
306	Lake, River, Canal Intakes				0		0
307	Wells and Springs	48,891			48,891	43,359	5,532
308	Infiltration Galleries				0		0
309	Supply Mains				0		0
310	Power Generation Equipment				0		0
311	Pumping Equipment	256,300	141,173		397,473	256,264	141,209
320	Water Treatment Equipment				0		0
320.1	Water Treatment Plants	3,649			3,649	1,641	2,008
320.2	Solution Chemical Feeders				0		0
320.3	Point-of-Use Treatment Devices				0		0
330	Distribution Reservoirs and Standpipes	96,107			96,107	72,585	23,522
330.1	Storage Tanks	2,495			2,495	249	2,246
330.2	Pressure Tanks	1,473			1,473	277	1,196
331	Transmission and Distribution Mains	224,722	2,000		226,722	151,623	75,099
333	Services	24,211			24,211	15,630	8,581
334	Meters and Meter Installations	34,789			34,789	31,915	2,874
335	Hydrants	633			633	245	388
336	Backflow Prevention Devices				0		0
339	Other Plant and Misc. Equipment				0		0
340	Office Furniture and Equipment	4,045			4,045	4,045	0
340.1	Computer & Software				0		0
341	Transportation Equipment				0		0
342	Stores Equipment				0		0
343	Tools, Shop and Garage Equipment	280			280	231	49
344	Laboratory Equipment				0		0
345	Power Operated Equipment				0		0
346	Communication Equipment				0		0
347	Miscellaneous Equipment				0		0
348	Other Tangible Plant	15,575			15,575	15,569	6
	<b>Totals</b>	<b>\$754,454</b>	<b>\$143,173</b>	<b>\$0</b>	<b>\$897,627</b>	<b>\$617,479</b>	<b>\$280,148</b>

Dragoon Water Company  
 Annual Report  
 Depreciation Expense for the Current Year (Water)  
 12/31/21

Depreciation Expense for the Current Year (Water)									
Account No	Description	Beginning Year Original Cost	Current Year Additions	Current Year Retirements	Adjusted Original Cost	Fully Depreciated/Non-depreciable Plant	Depreciable Plant	Depreciation Percentages	Depreciation Expense
301	Organization	\$6,983	\$0	\$0	\$6,983	\$6,983	\$0		\$0
302	Franchises	0	0	0	0	0	0		0
303	Land and Land Rights	5,187	0	0	5,187	5,187	0		0
304	Structures and Improvements	29,114	0	0	29,114	29,114	29,114	3.33%	969
305	Collecting & Improving Reservoirs	0	0	0	0	0	0		0
306	Lake, River, Canal Intakes	0	0	0	0	0	0		0
307	Wells and Springs	48,891	0	0	48,891	48,891	48,891	3.33%	1,628
308	Infiltration Galleries	0	0	0	0	0	0		0
309	Supply Mains	0	0	0	0	0	0		0
310	Power Generation Equipment	0	0	0	0	0	0		0
311	Pumping Equipment	256,300	141,173	0	397,473	235,097	162,376	12.50%	11,474
320	Water Treatment Equipment	0	0	0	0	0	0		0
320.1	Water Treatment Plants	3,649	0	0	3,649	3,649	3,649	3.33%	122
320.2	Solution Chemical Feeders	0	0	0	0	0	0		0
320.3	Point-of-Use Treatment Devices	0	0	0	0	0	0		0
330	Distribution Reservoirs and Standpipes	96,107	0	0	96,107	96,107	96,107	2.22%	2,134
330.1	Storage Tanks	2,495	0	0	2,495	2,495	2,495	2.22%	55
330.2	Pressure Tanks	1,473	0	0	1,473	1,473	1,473	5.00%	74
331	Transmission and Distribution Mains	224,722	2,000	0	226,722	226,722	226,722	2.00%	4,514
333	Services	24,211	0	0	24,211	24,211	24,211	3.33%	806
334	Meters and Meter Installations	34,789	0	0	34,789	29,097	5,692	8.33%	474
335	Hydrants	633	0	0	633	633	633	2.00%	13
336	Backflow Prevention Devices	0	0	0	0	0	0		0
339	Other Plant and Misc. Equipment	0	0	0	0	0	0		0
340	Office Furniture and Equipment	4,045	0	0	4,045	4,045	0	6.67%	0
340.1	Computer & Software	0	0	0	0	0	0		0
341	Transportation Equipment	0	0	0	0	0	0		0
342	Stores Equipment	0	0	0	0	0	0		0
343	Tools, Shop and Garage Equipment	280	0	0	280	280	280	5.00%	14
344	Laboratory Equipment	0	0	0	0	0	0		0
345	Power Operated Equipment	0	0	0	0	0	0		0
346	Communication Equipment	0	0	0	0	0	0		0
347	Miscellaneous Equipment	0	0	0	0	0	0		0
348	Other Tangible Plant	15,575	0	0	15,575	15,575	15,575	2.50%	389
	<b>Subtotal</b>	<b>\$754,454</b>	<b>\$143,173</b>	<b>\$0</b>	<b>\$897,627</b>	<b>\$280,409</b>	<b>\$617,218</b>		<b>\$22,666</b>

Contribution(s) in Aid of Construction (Gross) \$187,023  
 Less: Non Amortizable Contribution(s) 0  
 Fully Amortized Contribution(s) 124,735  
 Amortizable Contribution(s) \$62,288  
 Times: Proposed Amortization Rate 4.15%  
 Amortization of CIAC \$2,585

Less: Amortization of CIAC \$2,585  
**DEPRECIATION EXPENSE \$20,081**

Dragoon Water Company  
Annual Report  
Balance Sheet Assets  
12/31/21

Balance Sheet Assets				
	Assets		Balance at Beginning of Year (2021)	Balance at End of Year (2021)
<b>Account No.</b>	<b>Current and Accrued Assets</b>			
131	Cash		\$60,155	\$77,828
134	Working Funds			
135	Temporary Cash Investments			
141	Customer Accounts Receivable		(490)	8,292
146	Notes Receivable from Associated Companies			
151	Plant Material and Supplies			
162	Prepayments		6,283	7,412
174	Miscellaneous Current and Accrued Assets		45,388	7,889
	<b>Total Current and Accrued Assets</b>		<b>\$111,336</b>	<b>\$101,421</b>
<b>Account No.</b>	<b>Fixed Assets</b>			
101	Utility Plant in Service*		\$754,454	\$897,627
103	Property Held for Future Use			
105	Construction Work in Progress			172,925
108	Accumulated Depreciation (enter as negative)*		(594,813)	(617,479)
121	Non-Utility Property			
122	Accumulated Depreciation - Non Utility			
	<b>Total Fixed Assets</b>		<b>\$159,641</b>	<b>\$453,073</b>
	<b>Total Assets</b>		<b>\$270,977</b>	<b>\$554,494</b>

\*Note these items feed automatically from AR3 UPIS Page 4

Dragoon Water Company  
 Annual Report  
 Balance Sheet Liabilities and Owners Equity

Balance Sheet Liabilities and Owners Equity				
	Liabilities		Balance at Beginning of Year (2021)	Balance at End of Year (2021)
Account No.	<b>Current Liabilities</b>			
231	Accounts Payable		\$2,528	\$3,195
232	Notes Payable (Current Portion)			
234	Notes Payable to Associated Companies			
235	Customer Deposits		5,735	6,359
236	Accrued Taxes		554	2,319
237	Accrued Interest			
242	Miscellaneous Current and Accrued Liabilities			
	<b>Total Current Liabilities</b>		<b>\$8,817</b>	<b>\$11,873</b>
	<b>Long Term Debt</b>			
224	Long Term Debt (Notes and Bonds)			\$318,938
	<b>Deferred Credits</b>			
251	Unamortized Premium on Debt			\$8,008
252	Advances in Aid of Construction		1,370	3,770
255	Accumulated Deferred Investment Tax Credits			
271	Contributions in Aid of Construction		187,023	187,023
272	Less: Amortization of Contributions		(139,765)	(142,349)
281	Accumulated Deferred Income Tax			
	<b>Total Deferred Credits</b>		<b>\$48,628</b>	<b>\$56,452</b>
	<b>Total Liabilities</b>		<b>\$57,445</b>	<b>\$387,263</b>
	<b>Capital Accounts</b>			
201	Common Stock Issued		\$13,000	\$13,000
211	Other Paid-In Capital		168,642	168,642
215	Retained Earnings		31,890	(14,411)
218	Proprietary Capital (Sole Props and Partnerships)			
	<b>Total Capital</b>		<b>\$213,532</b>	<b>\$167,231</b>
	<b>Total Liabilities and Capital</b>		<b>\$270,977</b>	<b>\$554,494</b>

Note: Total liabilities and Capital must match total assets for the beginning and end of the year!

Dragoon Water Company  
Annual Report  
Water Comparative Income Statement  
12/31/21

Water Comparative Income Statement			
Account No.	Calendar Year	Current Year 01/01/2021 - 12/31/2021	Last Year 01/01/2020 - 12/31/2020
	<b>Operating Revenue</b>		
461	Metered Water Revenue	\$125,078	\$118,012
460	Unmetered Water Revenue		
462	Fire Protection Revenue		
469	Guaranteed Revenues (Surcharges)		
471	Miscellaneous Service Revenues		
474	Other Water Revenue	1,622	980
	<b>Total Revenues</b>	<b>\$126,700</b>	<b>\$118,992</b>
	<b>Operating Expenses</b>		
601	Salaries and Wages		
604	Employee Pensions and Benefits		
610	Purchased Water		
615	Purchased Power	9,645	10,319
618	Chemicals	503	431
620	Materials and Supplies		
620.1	Repairs and Maintenance	10,803	570
620.2	Office Supplies and Expense	3,622	1,969
630	Contractual Services	5,907	1,631
631	Contractual Services - Engineering	1,051	
632	Contractual Services - Accounting	5,165	4,894
633	Contractual Services - Legal	12,253	13,911
634	Contractual Services - Management Fees	35,072	40,272
635	Contractual Services - Water Testing	717	2,343
636	Contractual Services - Other	11,000	87
640	Rents		
641	Rental of Building/Real Property		
642	Rental of Equipment		
650	Transportation Expenses	3,723	3,724
657	Insurance - General Liability	1,720	1,762
657.1	Insurance - Health and Life		
665	Regulatory Commission Expense - Rate		2,890
670	Bad Debt Expense	316	
675	Miscellaneous Expense	270	
403	Depreciation Expense (From Schedule AR4)	20,081	11,238
408	Taxes Other Than Income		
408.11	Property Taxes	5,060	5,024
409	Income Taxes	1,803	
427.1	Customer Security Deposit Interest	145	235
	<b>Total Operating Expenses</b>	<b>\$128,856</b>	<b>\$101,300</b>
	<b>Operating Income / (Loss)</b>	<b>(\$2,156)</b>	<b>\$17,692</b>
	<b>Other Income / (Expense)</b>		
419	Interest and Dividend Income	\$4	\$270
421	Non-Utility Income	80	74
426	Miscellaneous Non-Utility (Expense)		
427	Interest (Expense)		
	<b>Total Other Income / (Expense)</b>	<b>\$84</b>	<b>\$344</b>
	<b>Net Income / (Loss)</b>	<b>(\$2,072)</b>	<b>\$18,036</b>



**Full time equivalent employees**

	Direct Company	Allocated	Outside service	Total
President	0.5	0.0	0.0	0.5
Vice-president	0.0	0.0	0.0	0.0
Manager	0.0	0.0	0.5	0.5
Engineering Staff	0.0	0.0	0.0	0.0
System Operator(s)	0.0	0.0	0.5	0.5
Meter reader	0.0	0.0	0.0	0.0
Customer Service	0.0	0.0	0.3	0.3
Accounting	0.0	0.0	0.1	0.1
Business Office	0.0	0.0	0.1	0.1
Rates Department	0.0	0.0	0.0	0.0
Administrative Staff	0.0	0.0	0.0	0.0
Other	0.0	0.0	0.0	0.0
<b>Total</b>	0.5	0.0	1.5	2.0

Dragoon Water Company  
 Annual Report  
 Supplemental Financial Data (Long-Term Debt)  
 12/31/21

Supplemental Financial Data (Long-Term Debt)				
	Loan #1	Loan #2	Loan #3	Loan #4
Date Issued	1/22/2021	N/A	N/A	N/A
Source of Loan	WIFA			
ACC Decision No.	77748			
Reason for Loan	INFRASTRUCTURE			
Dollar Amt. Issued	\$325,600			
Amount Outstanding	\$318,114			
Date of Maturity	1/1/2041			
Interest Rate	2.59%			
Current Year Interest	\$4,097			
Current Year Principal	\$0			

Meter Deposit Balance at Test Year End:	\$1,370
---	---------

Meter Deposits Refunded During the Test Year:	\$116
---	-------

*List all bonds, notes, loans, and other types of indebtedness in which the proceeds were used in the provision of public utility service. Indebtedness incurred for personal uses by the owner of the utility should not be listed. Input 0 or none if there is nothing to report for that cell.*

Well and Water Usage

Name of this System: DRAGON WATER CO											
ADEQ Public Water System Number			AZ040201*								
ADWR PCC Number			91-00030-0000								
Well registry # (55-XXXXXX):											
	Pump Horsepower	Pump Yield (gpm)	Casing Depth (feet)	Casing Diameter (inches)	Pump Motor Type **	Year Drilled	Water level 2011	Water level 2021	Meter Size (inches)	Flow measured	Active
55-631739 Well 1	7.5	65	760	12	Submersible	1958	580	450	3	Metered	Yes
55-631738 Well 2	30	200	987	12	Submersible	1967	470	340	4	Metered	Yes

Name of system water delivered to: \_\_\_\_\_  
 ADWR PCC Number: \_\_\_\_\_ N/A  
 Source of water delivered to another system: \_\_\_\_\_

Name of system water received from: \_\_\_\_\_  
 ADWR PCC Number: \_\_\_\_\_ N/A  
 Source of water received: \_\_\_\_\_  
 Well registry # (55-XXXXXX): \_\_\_\_\_

Month	Water withdrawn (gallons) <sup>1</sup>	Water sold (gallons) <sup>2</sup>	Water delivered (sold) to other systems (gallons) <sup>3</sup>	Water received (purchased) from other systems (gallons) <sup>4</sup>	Estimated authorized use (gallons) <sup>5</sup>	Purchased Power Expense <sup>6</sup>	Purchased Power (kWh) <sup>7</sup>
January	777,774.00	593,826.00	0.00	0.00	0.00	858	3,924
February	527,479.00	471,861.00	0.00	0.00	0.00	575	3,960
March	673,492.00	490,389.00	0.00	0.00	0.00	540	3,634
April	1,131,072.00	1,000,278.00	0.00	0.00	0.00	1,089	4,571
May	858,233.00	703,106.00	0.00	0.00	2,000.00	1,057	4,031
June	859,567.00	720,420.00	0.00	0.00	16,000.00	1,070	4,090
July	1,117,205.00	1,015,016.00	0.00	0.00	2,000.00	1,085	4,716
August	694,798.00	636,958.00	0.00	0.00	2,000.00	884	3,782
September	600,017.00	502,537.00	0.00	0.00	1,000.00	809	2,931
October	648,063.00	597,693.00	0.00	0.00	2,000.00	873	2,963
November	593,517.00	485,177.00	0.00	0.00	0.00	578	3,186
December	675,090.00	567,659.00	0.00	0.00	0.00	577	3,377
Totals	9,178,316.00	7,895,014.00	0.00	0.00	25,000.00	\$9,644	45,233

If applicable, in the space below please provide a description for all un-metered water use along with amounts:  
 NA

- 1 Water withdrawn - Total gallons of water withdrawn from pumped sources
- 2 Water sold - Total gallons from customer meters, and other sales such as construction water
- 3 Water delivered (sold) to other systems - Total gallons of water delivered to other systems
- 4 Water received (purchased) from other systems - Total gallons of water purchased/received from other systems
- 5 Estimated authorized use - Total estimated gallons from authorized metered or unmetered use. Authorized uses such as flushing (main, services and hydrants) draining/cleaning tanks, process, construction, fire fighting, etc. Non-authorized use (real losses) are service line breaks and leaks, water main breaks, meter inaccuracies and theft.
- 6 Enter the total purchased power costs for the power meters associated with this system
- 7 Enter the total purchased kWh used by the power meters associated with this system

Water Utility Plant Description	
Name of the System:	DRAGON WATER CO
ADEQ Public Water System Number:	AZ0402015
ADWR PCC Number:	91-000036 0000

MAINS		
Sizes (inches)	Material	Length (feet)
2.00	PVC C900	890
2.00	PVC	560
3.00	AC/PVC	2,830
3.00	PVC C900	16,418
4.00	AC/PVC	4,030
4.00	PVC	10,750
6.00	AC/PVC	600
6.00	PVC C900	8,860

CUSTOMER METERS			
Size (inches)	Quantity	Percent over 1,000,000 gallons	Percent over 10 years old
5/8 X 3/4	125	33%	81%
1	20	35%	65%
2	2	100%	50%

SERVICE LINES		
Material	Percent of system	Year installed
PVC	100%	1977

BOOSTER PUMPS		
Horsepower	GPM	Quantity
5	35	2
10	75- low pressure	2
7.5	50-high pressure	2
1.5	15	2

FIRE HYDRANTS	
Type	Quantity
Standard *	0
Other	0

STORAGE TANKS			
Capacity (gallons)	Material	Quantity	Year installed
15,000	Steel	1	1977
40,000	Steel	1	1975
50	Air Tank	1	

PRESSURE/BLADDER TANKS			
Capacity (gallons)	Material	Quantity	Year installed
2,000	Steel	1	1975
5,000	Steel	2	1977
5,000	Steel	1 surge tank	1977

\* A standard fire hydrant has two 2.5 inch hose connection nozzles with 7.5 threads per inch, and one 4.5 inch pumper connection nozzle with 4 threads per inch.

Water Utility Plant Description (Continued)
---

For the following three items, list the utility owned assets in each category for each system.

<b>TREATMENT EQUIPMENT:</b>	Two chlorination injection systems
<b>STRUCTURES:</b>	10 x 10 foot block pump house at well 1, 10 x 12 foot booster house, 2 tin storage sheds
<b>OTHER:</b>	Two airchargers, two air compressors

**Provide a calculation used to determine the value of one water equivalent residential connection (ERC).**

Use one of the following methods:

- (a) If actual flow data are available from the preceding 12 months, divide the total annual single family residence (SFR) gallons sold by the average number of single family residence customers for the same period and divide the result by
- (b) If no historical flow data are available, use  

$$ERC = ( \text{Total SFR gallons sold (Omit 000)} / 365 \text{ days} / 350 \text{ gallons per day} )$$

ERC: 

163
-----

  
 Method used: 

(a)
-----

Customer and Other Information	
Name of the System:	DRAGOON WATER CO
ADEQ Public Water System Number:	AZ0402015
ADWR PCC Number:	91-000036 0000

Month	Number of Customers				
	Single-Family	Multi-Family	Commercial	Turf/Irrigation	Other Non-Residential
January	119	0	6	0	0
February	119	0	6	0	0
March	121	0	6	0	0
April	121	0	6	0	0
May	121	0	6	0	0
June	124	0	6	0	0
July	125	0	6	0	0
August	127	0	6	0	0
September	125	0	6	0	0
October	125	0	7	0	0
November	126	0	7	0	0
December	126	0	7	0	0

If the system has fire hydrants, what is the fire flow requirements?  GPM for  hrs.

Does the system have chlorination treatment?

Does the Company have an ADWR Gallons Per Capita Per Day (GPCPD) requirement?

If yes, provide the GPCPD amount:

Is the Water Utility located in an ADWR Active Management Area (AMA)?

If yes, which AMA?

What is the present system connection capacity (in ERCs \*) using existing lines?

What is the future system connection capacity (in ERCs \*) upon service area buildout?

Describe any plans and estimated completion dates for any enlargements or improvements of this system.

\* an ERC is based on the calculation on the bottom of AR9 page 12.

Dragoon Water Company  
 Annual Report  
 Utility Shutoffs / Disconnects  
 12/31/21

Utility Shutoffs / Disconnects	
Name of the System:	DRAGOON WATER CO
ADEQ Public Water System Number:	AZ0402015
ADWR PCC Number:	91-000036.0000

Month	Termination without Notice R14-2-410.B	Termination with Notice R14-2-410.C	Other
January	0	1	0
February	0	2	0
March	0	1	0
April	0	0	0
May	0	0	0
June	0	0	0
July	0	0	0
August	0	0	0
September	0	0	0
October	0	3	0
November	0	2	0
December	0	0	0
<b>Total</b>	<b>0</b>	<b>9</b>	<b>0</b>

Other (description):

NA
----

**Instructions:** Fill out the Grey Cells with the relevant information. Input 0 or none if there is nothing recorded in that account or there is no applicable information to report.

Dragoon Water Company  
Annual Report  
Property Taxes  
12/31/21

Property Taxes	
Amount of actual property taxes paid during Calendar Year 2021 was	\$5,060

If no property taxes paid, explain why.

NA

**Instructions:** Fill out the Grey Cells with the relevant information. Input 0 or none if there is nothing recorded in that account or there is no applicable information to report.



Dragoon Water Company  
Annual Report  
Verification and Sworn Statement (Taxes)  
12/31/21

Verification and Sworn Statement (Taxes)

Verification: State of Arizona I, the undersigned of the  
(state name)

County of (county name): Pima  
Name (owner or official) title: Dorinda Chacon, Manager  
Company name: Dragoon Water Company

DO SAY THAT THIS ANNUAL UTILITY PROPERTY TAX AND SALES TAX REPORT TO THE ARIZONA CORPORATION COMMISSION.

FOR THE YEAR ENDING: 12/31/21

HAS BEEN PREPARED UNDER MY DIRECTION, FROM THE ORIGINAL BOOKS, PAPERS AND RECORDS OF SAID UTILITY; THAT I HAVE CAREFULLY EXAMINED THE SAME, AND DECLARE THE SAME TO BE A COMPLETE AND CORRECT STATEMENT OF BUSINESS AND AFFAIRS OF SAID UTILITY FOR THE PERIOD COVERED BY THIS REPORT IN RESPECT TO EACH AND EVERY MATTER AND THING SET FORTH; TO THE BEST OF MY KNOWLEDGE, INFORMATION AND BELIEF.

Sworn Statement: I HEREBY ATTEST THAT ALL PROPERTY TAXES FOR SAID COMPANY ARE CURRENT AND PAID IN FULL.

I HEREBY ATTEST THAT ALL SALES TAXES FOR SAID COMPANY ARE CURRENT AND PAID IN FULL.


RECEIVED  
UTILITIES DIVISION  
2022 MAY -3 A 9:49  
ARIZONA CORPORATION  
COMMISSION

Dorinda Chacon  
signature of owner/official

520-624-1460 x 110  
telephone no.

SUBSCRIBED AND SWORN TO BEFORE ME A NOTARY PUBLIC  
IN AND FOR THE COUNTY PIMA  
THIS 19th DAY OF April 2022  
(month) and (year)

MY COMMISSION EXPIRES 12/18/2022  
(date)



Rose S Chacon  
(signature of notary public)

**Verification and Sworn Statement**

**Verification:**

State of: Arizona, the undersigned of the  
(state name)

County of (county name): Pima

Name (owner or official) title: Dorinda Chacon, Manager

Company name: Dragoon Water Company

**DO SAY THAT THIS ANNUAL UTILITY PROPERTY TAX AND SALES TAX REPORT TO THE ARIZONA CORPORATION COMMISSION.**

FOR THE YEAR ENDING: 12/31/21

**HAS BEEN PREPARED UNDER MY DIRECTION, FROM THE ORIGINAL BOOKS, PAPERS AND RECORDS OF SAID UTILITY; THAT I HAVE CAREFULLY EXAMINED THE SAME, AND DECLARE THE SAME TO BE A COMPLETE AND CORRECT STATEMENT OF BUSINESS AND AFFAIRS OF SAID UTILITY FOR THE PERIOD COVERED BY THIS REPORT IN RESPECT TO EACH AND EVERY MATTER AND THING SET FORTH, TO THE BEST OF MY KNOWLEDGE, INFORMATION AND BELIEF.**

**Sworn Statement: IN ACCORDANCE WITH THE REQUIREMENTS OF TITLE 40, ARTICLE 8, SECTION 40-401, ARIZONA REVISED STATUTES, IT IS HEREIN REPORTED THAT THE GROSS OPERATING REVENUE OF SAID UTILITY DERIVED FROM ARIZONA INTRASTATE UTILITY OPERATIONS DURING THE CALENDAR YEAR WAS:**

Arizona Intrastate Gross Operating Revenues Only: \$  
\$135,339  
 (The amount in the box above includes  
\$8,639 in sales taxes  
 billed or collected)

RECEIVED  
 UTILITIES DIVISION  
 2022 MAY -3 A 9:49  
 ARIZONA CORPORATION  
 COMMISSION

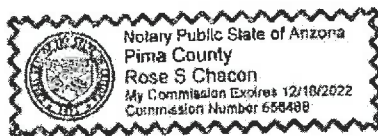
Dorinda Chacon  
 signature of owner/official

520-624-1460 x 110  
 telephone no.

SUBSCRIBED AND SWORN TO BEFORE ME A NOTARY PUBLIC  
 IN AND FOR THE COUNTY Pima

THIS 13<sup>th</sup> DAY OF April 2022  
(month) and (year)

MY COMMISSION EXPIRES 12/18/2022  
(date)



Rose S Chacon  
 (signature of notary public)

Dragon Water Company  
 Annual Report  
 Verification and Sworn Statement (Residential Revenue)  
 (2/31/21)

**Verification and Sworn Statement (Residential Revenue)**

**Verification:**

State of Arizona I, the undersigned of the  
(state name)

County of (county name): Pima  
 Name (owner or official) title: Dorinda Chacon, Manager  
 Company name: Dragon Water Company

**DO SAY THAT THIS ANNUAL UTILITY PROPERTY TAX AND SALES TAX REPORT TO THE ARIZONA CORPORATION COMMISSION.**

FOR THE YEAR ENDING: 12/31/21

**HAS BEEN PREPARED UNDER MY DIRECTION, FROM THE ORIGINAL BOOKS, PAPERS AND RECORDS OF SAID UTILITY; THAT I HAVE CAREFULLY EXAMINED THE SAME AND DECLARE THE SAME TO BE A COMPLETE AND CORRECT STATEMENT OF BUSINESS AND AFFAIRS OF SAID UTILITY FOR THE PERIOD COVERED BY THIS REPORT IN RESPECT TO EACH AND EVERY MATTER AND THING SET FORTH TO THE BEST OF MY KNOWLEDGE, INFORMATION AND BELIEF.**

**Sworn Statement:** **IN ACCORDANCE WITH THE REQUIREMENTS OF TITLE 40, ARTICLE 8, SECTION 40-401, ARIZONA REVISED STATUTES, IT IS HEREIN REPORTED THAT THE GROSS OPERATING REVENUE OF SAID UTILITY DERIVED FROM ARIZONA INTRASTATE UTILITY OPERATIONS RECEIVED FROM RESIDENTIAL CUSTOMERS DURING THE CALENDAR YEAR WAS:**

Arizona Intrastate Gross Operating Revenues Only (\$)

\$135,319  
 (The amount in the box above includes  
\$8,639 in sales taxes  
 billed or collected)


RECEIVED  
 UTILITIES DIVISION  
 2022 MAY -3 A 9:48  
 ARIZONA CORPORATION  
 COMMISSION

Dorinda Chacon  
 signature of owner/official  
 520-624-1460 x.110  
 telephone no.

SUBSCRIBED AND SWORN TO BEFORE ME A NOTARY PUBLIC  
 IN AND FOR THE COUNTY Pima  
(county name)

THIS 19th DAY OF April 2022  
(month) and (year)

MY COMMISSION EXPIRES: 12/18/2022  
(date)



Rose S. Chacon  
 (signature of notary public)

Dragoon Water Company  
Annual Report  
Full Gross-up Method for Income Tax Statement of Certification  
12/31/21

Full Gross-up Method for Income Tax Statement of Certification

Verification:

State of Arizona, the undersigned of the  
(state name)

County of (county name): Pima  
Name (owner or official) title: Dorinda Chacon, Manager  
Company name: Dragoon Water Company

FOR THE YEAR ENDING: 12/31/21

Sworn Statement:

IN ACCORDANCE WITH THE REQUIREMENTS OF DECISION NO. 77084, BECAUSE THE UTILITY REQUIRES THE GROSS UP OF ADVANCES AND CONTRIBUTIONS, I HEREBY STATE THAT THE UTILITY HAS INCURRED OR IS EXPECTED TO INCUR A NET INCREASE IN CURRENT INCOME TAX EXPENSE OR A DECREASE IN DEFERRED TAX ASSET FOR A CARRY FORWARD ACCORDING TO GAAP IN AN AMOUNT EQUAL TO OR GREATER THAN THE AMOUNT OF THE REQUIRED GROSS UP PAID BY DEVELOPERS IN THE PERIOD COVERED BY THIS ANNUAL REPORT.


RECEIVED  
UTILITIES DIVISION  
2022 MAY -3 A 9:48  
ARIZONA CORPORATION  
COMMISSION

Dorinda Chacon  
signature of owner/official  
520-624-1460 x 110  
telephone no.

SUBSCRIBED AND SWORN TO BEFORE ME A NOTARY PUBLIC  
IN AND FOR THE COUNTY Pima  
(county name)

THIS 19th DAY OF April 2022  
(month) and (year)

MY COMMISSION EXPIRES: 12/18/2022  
(date)



Rose S. Chacon  
(signature of notary public)