

ANNUAL REPORT

Of

Company Name:
PO Box 786

Mailing Address: Desert Springs AZ
86432

Docket No.: W-04049A
For the Year Ended:

RECEIVED BY EMAIL
3/16/2023 11:57 AM
ARIZONA CORPORATION COMMISSION
UTILITIES DIVISION

WATER UTILITY

To

Arizona Corporation Commission

Due on April 15th

Email: Util-Compliance@azcc.gov, mail or deliver the completed Annual Report to:
Arizona Corporation Commission
Compliance Section - Utilities Division
1200 West Washington Street
Phoenix, Arizona 85007

Application Type:
Application Date:

ARIZONA CORPORATION COMMISSION
WATER UTILITY ANNUAL REPORT
DS Water Company
A Class Utility

For the Calendar Year Ended: 12/31/22

Primary Address:

PO Box 786		
City: Littlefield	State: Arizona	Zip Code: 86432

Telephone Number:

Date of Original Organization of Utility:

Person to whom correspondence should be addressed concerning this report:

Name:
Telephone No. :
Address:
City: State: Zip Code:
Email:

On-Site Manager

Name:
Telephone No. :
Address:
City: State: Zip Code:
Email:

Owner

Name:
Telephone No. :
Address:
City: State: Zip Code:
Email:

Regulatory and Management Contact

Name:
Telephone No. :
Address:
City: State: Zip Code:
Email:

Statutory Agent

Name:
Telephone No. :
Address:
City: State: Zip Code:
Email:

Ownership:

Counties Served:

Important changes during the year
--

No	For those companies not subject to the affiliated interest rules, has there been a change in ownership or direct control during the year?
	If yes, please provide specific details in the box below.
	n/a

Yes	Has the company been notified by any other regulatory authorities during the year, that they are out of compliance?
	If yes, please provide specific details in the box below.
	ADEQ arsenic MCL violation resolved in 1Q. Additional compliance monitoring ended in Q3. All outstanding compliance items were cured by end of year.

Utility Plant in Service (Water)							
Account No.	Description	Beginning Year Original Cost	Current Year Additions	Current Year Retirements	Adjusted Original Cost	Accumulated Depreciation	OCLD (OC less AD)
301	Organization	\$1,057	\$0	\$0	\$1,057	\$0	\$1,057
302	Franchises	28,781	0	0	28,781	0	28,781
303	Land and Land Rights	30,000	0	0	30,000	0	30,000
304	Structures and Improvements	85,933	0	0	85,933	38,712	47,222
305	Collecting & Improving Reservoirs	0	0	0	0	0	0
306	Lake, River, Canal Intakes	0	0	0	0	0	0
307	Wells and Springs	18,849	0	0	18,849	12,964	5,885
308	Infiltration Galleries	0	0	0	0	0	0
309	Supply Mains	0	0	0	0	0	0
310	Power Generation Equipment	0	0	0	0	0	0
311	Pumping Equipment	18,309	4,416	0	22,725	18,531	4,194
320	Water Treatment Equipment	0	0	0	0	0	0
320.1	Water Treatment Plants	27,593	1,371	0	28,964	5,369	23,595
320.2	Solution Chemical Feeders	0	0	0	0	0	0
320.3	Point-of-Use Treatment Devices	0	0	0	0	0	0
330	Distribution Reservoirs and Standpipes	0	0	0	0	0	0
330.1	Storage Tanks	37,572	5,431	0	43,003	20,752	22,251
330.2	Pressure Tanks	0	0	0	0	0	0
331	Transmission and Distribution Mains	143,465	76,112	0	219,577	50,665	168,912
333	Services	21,830	0	0	21,830	15,342	6,488
334	Meters and Meter Installations	16,380	10,309	0	26,689	13,033	13,655
335	Hydrants	0	0	0	0	0	0
336	Backflow Prevention Devices	845	0	0	845	705	141
339	Other Plant and Misc. Equipment	0	0	0	0	0	0
340	Office Furniture and Equipment	5,016	0	0	5,016	3,846	1,169
340.1	Computer & Software	0	0	0	0	0	0
341	Transportation Equipment	10,800	0	0	10,800	8,545	2,255
342	Stores Equipment	0	0	0	0	0	0
343	Tools, Shop and Garage Equipment	1,124	0	0	1,124	561	563
344	Laboratory Equipment	0	0	0	0	0	0
345	Power Operated Equipment	21,437	0	0	21,437	3,573	17,864
346	Communication Equipment	13,453	91	0	13,544	13,111	432
347	Miscellaneous Equipment	0	0	0	0	0	0
348	Other Tangible Plant	0	0	0	0	0	0
	Totals	\$482,443	\$97,730	\$0	\$580,173	\$205,708	\$374,465

DS Water Company
Annual Report
Depreciation Expense for the Current Year (Water)
12/31/22

Depreciation Expense for the Current Year (Water)									
Account No.	Description	Beginning Year Original Cost	Current Year Additions	Current Year Retirements	Adjusted Original Cost	Fully Depreciated/Non-depreciable Plant	Depreciable Plant	Depreciation Percentages	Depreciation Expense
301	Organization	\$1,057	\$0	\$0	\$1,057	\$1,057	\$0	0.00%	\$0
302	Franchises	28,781	0	0	28,781	28,781	0	0.00%	0
303	Land and Land Rights	30,000	0	0	30,000	30,000	0	0.00%	0
304	Structures and Improvements	85,933	0	0	85,933	0	85,933	3.33%	2,862
305	Collecting & Improving Reservoirs	0	0	0	0	0	0	0.00%	0
306	Lake, River, Canal Intakes	0	0	0	0	0	0	0.00%	0
307	Wells and Springs	18,849	0	0	18,849	0	18,849	3.33%	628
308	Infiltration Galleries	0	0	0	0	0	0	0.00%	0
309	Supply Mains	0	0	0	0	0	0	0.00%	0
310	Power Generation Equipment	0	0	0	0	0	0	0.00%	0
311	Pumping Equipment	18,309	4,416	0	22,725	18,309	4,415	10.07%	222
320	Water Treatment Equipment	0	0	0	0	0	0	0.00%	0
320.1	Water Treatment Plants	27,593	1,371	0	28,964	0	28,964	10.04%	2,839
320.2	Solution Chemical Feeders	0	0	0	0	0	0	0.00%	0
320.3	Point-of-Use Treatment Devices	0	0	0	0	0	0	0.00%	0
330	Distribution Reservoirs and Standpipes	0	0	0	0	0	0	0.00%	0
330.1	Storage Tanks	37,572	5,431	0	43,003	0	43,003	2.97%	1,197
330.2	Pressure Tanks	0	0	0	0	0	0	0.00%	0
331	Transmission and Distribution Mains	143,465	76,112	0	219,577	0	219,577	1.94%	3,522
333	Services	21,830	0	0	21,830	0	21,830	3.33%	727
334	Meters and Meter Installations	16,380	10,309	0	26,689	8,390	18,299	9.07%	1,192
335	Hydrants	0	0	0	0	0	0	0.00%	0
336	Backflow Prevention Devices	845	0	0	845	0	845	6.68%	56
339	Other Plant and Misc. Equipment	0	0	0	0	0	0	0.00%	0
340	Office Furniture and Equipment	5,016	0	0	5,016	3,692	1,324	10.00%	132
340.1	Computer & Software	0	0	0	0	0	0	0.00%	0
341	Transportation Equipment	10,800	0	0	10,800	7,500	3,300	20.00%	660
342	Stores Equipment	0	0	0	0	0	0	0.00%	0
343	Tools, Shop and Garage Equipment	1,124	0	0	1,124	0	1,124	5.00%	56
344	Laboratory Equipment	0	0	0	0	0	0	0.00%	0
345	Power Operated Equipment	21,437	0	0	21,437	0	21,437	10.00%	2,144
346	Communication Equipment	13,453	91	0	13,544	12,401	1,143	10.40%	114
347	Miscellaneous Equipment	0	0	0	0	0	0	0.00%	0
348	Other Tangible Plant	0	0	0	0	0	0	0.00%	0
	Subtotal	\$482,443	\$97,730	\$0	\$580,173	\$110,130	\$470,043		\$16,351

Contribution(s) in Aid of Construction (Gross) \$0
Less: Non Amortizable Contribution(s) 0
Fully Amortized Contribution(s) 0
Amortizable Contribution(s) \$0
Times: Proposed Amortization Rate 3.48%
Amortization of CIAC \$0

Less: Amortization of CIAC **\$0**

DEPRECIATION EXPENSE **\$16,351**

DS Water Company
Annual Report
Balance Sheet Assets
12/31/22

Balance Sheet Assets				
	Assets		Balance at Beginning of Year (2022)	Balance at End of Year (2022)
Account No.	Current and Accrued Assets			
131	Cash		\$134,777	\$76,305
134	Working Funds		0	0
135	Temporary Cash Investments		2,548	2,572
141	Customer Accounts Receivable		16,414	14,443
146	Notes Receivable from Associated Companies		0	0
151	Plant Material and Supplies		1,795	56,100
162	Prepayments		0	0
174	Miscellaneous Current and Accrued Assets		0	0
	Total Current and Accrued Assets		\$155,534	\$149,420
Account No.	Fixed Assets			
101	Utility Plant in Service*		\$482,443	\$580,173
103	Property Held for Future Use		0	0
105	Construction Work in Progress		1,371	0
108	Accumulated Depreciation (enter as negative)*		(189,356)	(205,708)
121	Non-Utility Property		0	0
122	Accumulated Depreciation - Non Utility		0	0
	Total Fixed Assets		\$294,458	\$374,465
	Total Assets		\$449,992	\$523,885

*Note these items feed automatically from AR3 UPIS Page 4

DS Water Company
Annual Report
Balance Sheet Liabilities and Owners Equity

Balance Sheet Liabilities and Owners Equity				
	Liabilities		Balance at Beginning of Year (2022)	Balance at End of Year (2022)
Account No.	Current Liabilities			
231	Accounts Payable		\$936	\$237
232	Notes Payable (Current Portion)		0	0
234	Notes Payable to Associated Companies		0	0
235	Customer Deposits		6,100	4,450
236	Accrued Taxes		900	908
237	Accrued Interest		0	0
242	Miscellaneous Current and Accrued Liabilities		6,218	4,821
	Total Current Liabilities		\$14,154	\$10,416
	Long Term Debt			
224	Long Term Debt (Notes and Bonds)		\$0	\$0
	Deferred Credits			
251	Unamortized Premium on Debt		\$0	\$0
252	Advances in Aid of Construction		9,858	81,495
255	Accumulated Deferred Investment Tax Credits		0	0
271	Contributions in Aid of Construction		0	0
272	Less: Amortization of Contributions		0	0
281	Accumulated Deferred Income Tax		0	0
	Total Deferred Credits		\$9,858	\$81,495
	Total Liabilities		\$24,012	\$91,911
	Capital Accounts			
201	Common Stock Issued		\$3,000	\$3,000
211	Other Paid-In Capital		968,212	944,215
215	Retained Earnings		(545,232)	(515,241)
218	Proprietary Capital (Sole Props and Partnerships)		0	0
	Total Capital		\$425,980	\$431,974
	Total Liabilities and Capital		\$449,992	\$523,885

Note: Total liabilities and Capital must match total assets for the beginning and end of the year!

DS Water Company
Annual Report
Water Comparative Income Statement
12/31/22

Water Comparative Income Statement			
Account No.	Calendar Year	Current Year 01/01/2022 - 12/31/2022	Last Year 01/01/2021 - 12/31/2021
	Operating Revenue		
461	Metered Water Revenue	\$224,710	\$242,235
460	Unmetered Water Revenue	0	0
462	Fire Protection Revenue	0	0
469	Guaranteed Revenues (Surcharges)	0	0
471	Miscellaneous Service Revenues	1,788	1,611
474	Other Water Revenue	18,000	13,500
	Total Revenues	\$244,498	\$257,346
	Operating Expenses		
601	Salaries and Wages	\$0	\$0
604	Employee Pensions and Benefits	0	0
610	Purchased Water	0	0
615	Purchased Power	3,448	3,209
618	Chemicals	67,505	0
620	Materials and Supplies	7,582	6,234
620.1	Repairs and Maintenance	2,887	2,427
620.2	Office Supplies and Expense	1,257	2,416
630	Contractual Services	0	0
631	Contractual Services - Engineering	0	0
632	Contractual Services - Accounting	1,724	1,640
633	Contractual Services - Legal	3,015	0
634	Contractual Services - Management Fees	33,519	26,058
635	Contractual Services - Water Testing	4,241	2,597
636	Contractual Services - Other	20,591	18,173
640	Rents	0	0
641	Rental of Building/Real Property	29,970	29,970
642	Rental of Equipment	0	4,354
650	Transportation Expenses	4,736	5,753
657	Insurance - General Liability	3,953	3,156
657.1	Insurance - Health and Life	0	0
665	Regulatory Commission Expense - Rate	0	0
670	Bad Debt Expense	253	138
675	Miscellaneous Expense	8,266	4,321
403	Depreciation Expense (From Schedule AR4)	16,351	13,153
408	Taxes Other Than Income	0	0
408.11	Property Taxes	5,131	4,399
409	Income Taxes	50	50
427.1	Customer Security Deposit Interest	0	0
	Total Operating Expenses	\$214,477	\$128,047
	Operating Income / (Loss)	\$30,021	\$129,299
	Other Income / (Expense)		
419	Interest and Dividend Income	\$153	\$59
421	Non-Utility Income	0	0
426	Miscellaneous Non-Utility (Expense)	0	(139)
427	Interest (Expense)	(180)	(222)
	Total Other Income / (Expense)	(\$27)	(\$302)
	Net Income / (Loss)	\$29,994	\$128,997

Full time equivalent employees

	Direct Company	Allocated	Outside service	Total
President	0.0	0.0	0.0	0.0
Vice-president	0.0	0.0	0.0	0.0
Manager	0.0	0.2	0.0	0.2
Engineering Staff	0.0	0.0	0.1	0.1
System Operator(s)	0.0	0.2	0.1	0.3
Meter reader	0.0	0.1	0.0	0.1
Customer Service	0.0	0.1	0.0	0.1
Accounting	0.0	0.1	0.1	0.2
Business Office	0.0	0.1	0.0	0.1
Rates Department	0.0	0.0	0.0	0.0
Administrative Staff	0.0	0.0	0.0	0.0
Other	0.0	0.2	0.0	0.2
Total	0.0	1.0	0.3	1.3

Supplemental Financial Data (Long-Term Debt)				
	Loan #1	Loan #2	Loan #3	Loan #4
Date Issued	5/13/2022	n/a	n/a	n/a
Source of Loan	WIFA	n/a	n/a	n/a
ACC Decision No.	77646	n/a	n/a	n/a
Reason for Loan	24k gal Tank	n/a	n/a	n/a
Dollar Amt. Issued	\$75,000	n/a	n/a	n/a
Amount Outstanding	\$74,967	n/a	n/a	n/a
Date of Maturity	5/1/2042	n/a	n/a	n/a
Interest Rate	3.67%	n/a	n/a	n/a
Current Year Interest	\$0	n/a	n/a	n/a
Current Year Principal	\$33	n/a	n/a	n/a

Meter Deposit Balance at Test Year End:	\$4,450
---	---------

Meter Deposits Refunded During the Test Year:	\$4,000
---	---------

List all bonds, notes, loans, and other types of indebtedness in which the proceeds were used in the provision of public utility service. Indebtedness incurred for personal uses by the owner of the utility should not be listed. Input 0 or none if there is nothing to report for that cell.

Well and Water Usage

Name of the System: DS WATER COMPANY											
ADEQ Public Water System Number: AZ0408072											
ADWR PCC Number: 91-000340.0000											
Well registry 55# (55-XXXXXX):	Pump Horsepower	Pump Yield (gpm)	Casing Depth (feet)	Casing Diameter (inches)	Pump Motor Type **	Year Drilled	Water level 2012	Water level 2022	Meter Size (inches)	How measured:	Active
55-512262	20	190	51	8	submersible	1985	n/a	n/a	6	Metered	Yes
n/a	n/a	n/a	n/a	n/a	n/a	n/a	n/a	n/a	n/a	n/a	n/a
n/a	n/a	n/a	n/a	n/a	n/a	n/a	n/a	n/a	n/a	n/a	n/a
n/a	n/a	n/a	n/a	n/a	n/a	n/a	n/a	n/a	n/a	n/a	n/a
n/a	n/a	n/a	n/a	n/a	n/a	n/a	n/a	n/a	n/a	n/a	n/a
n/a	n/a	n/a	n/a	n/a	n/a	n/a	n/a	n/a	n/a	n/a	n/a
n/a	n/a	n/a	n/a	n/a	n/a	n/a	n/a	n/a	n/a	n/a	n/a
n/a	n/a	n/a	n/a	n/a	n/a	n/a	n/a	n/a	n/a	n/a	n/a
n/a	n/a	n/a	n/a	n/a	n/a	n/a	n/a	n/a	n/a	n/a	n/a
n/a	n/a	n/a	n/a	n/a	n/a	n/a	n/a	n/a	n/a	n/a	n/a
n/a	n/a	n/a	n/a	n/a	n/a	n/a	n/a	n/a	n/a	n/a	n/a
n/a	n/a	n/a	n/a	n/a	n/a	n/a	n/a	n/a	n/a	n/a	n/a
n/a	n/a	n/a	n/a	n/a	n/a	n/a	n/a	n/a	n/a	n/a	n/a
n/a	n/a	n/a	n/a	n/a	n/a	n/a	n/a	n/a	n/a	n/a	n/a
n/a	n/a	n/a	n/a	n/a	n/a	n/a	n/a	n/a	n/a	n/a	n/a
n/a	n/a	n/a	n/a	n/a	n/a	n/a	n/a	n/a	n/a	n/a	n/a
n/a	n/a	n/a	n/a	n/a	n/a	n/a	n/a	n/a	n/a	n/a	n/a
n/a	n/a	n/a	n/a	n/a	n/a	n/a	n/a	n/a	n/a	n/a	n/a
n/a	n/a	n/a	n/a	n/a	n/a	n/a	n/a	n/a	n/a	n/a	n/a
n/a	n/a	n/a	n/a	n/a	n/a	n/a	n/a	n/a	n/a	n/a	n/a
n/a	n/a	n/a	n/a	n/a	n/a	n/a	n/a	n/a	n/a	n/a	n/a

Name of system water delivered to: DS WATER COMPANY	
ADWR PCC Number:	91-000340.0000
Source of water delivered to another system	NA

Name of system water received from: DS WATER COMPANY	
ADWR PCC Number:	91-000340.0000
Source of water received	NA
Well registry 55# (55-XXXXXX):	NA

Month	Water withdrawn (gallons) ¹	Water sold (gallons) ²	Water delivered (sold) to other systems (gallons) ³	Water received (purchased) from other systems (gallons) ⁴	Estimated authorized use (gallons) ⁵	Purchased Power Expense ⁶	Purchased Power (kWh) ⁷
January	770,000.00	658,680.00	0.00	0.00	0.00	\$229	7,779
February	865,000.00	715,423.00	0.00	0.00	0.00	207	2,481
March	766,000.00	719,423.00	0.00	0.00	10,000.00	259	3,381
April	790,000.00	750,887.00	0.00	0.00	0.00	377	5,427
May	1,003,000.00	888,890.00	0.00	0.00	0.00	395	5,738
June	1,431,000.00	1,220,061.00	0.00	0.00	60,000.00	315	4,353
July	1,295,000.00	1,179,271.00	0.00	0.00	30,000.00	397	5,779
August	1,249,000.00	1,148,861.00	0.00	0.00	50,000.00	419	6,158
September	933,000.00	858,826.00	0.00	0.00	50,000.00	257	3,343
October	854,000.00	794,146.00	0.00	0.00	10,000.00	249	3,199
November	819,000.00	758,495.00	0.00	0.00	15,000.00	156	2,710
December	705,000.00	634,399.00	0.00	0.00	0.00	237	2,992
Totals	11,480,000.00	10,327,362.00	0.00	0.00	225,000.00	\$3,498	53,340

If applicable, in the space below please provide a description for all un-metered water use along with amounts:
 n/a

¹ Water withdrawn - Total gallons of water withdrawn from pumped sources.
² Water sold - Total gallons from customer meters, and other sales such as construction water.
³ Water delivered (sold) to other systems - Total gallons of water delivered to other systems.
⁴ Water received (purchased) from other systems - Total gallons of water purchased/received from other systems.
⁵ Estimated authorized use - Total estimated gallons from authorized metered or un-metered use. Authorized uses such as flushing (mains, services and hydrants) draining/cleaning tanks, process, construction, fire fighting, etc. Non-authorized use (real losses) are service line breaks and leaks, water main breaks, meter inaccuracies and theft.
⁶ Enter the total purchased power costs for the power meters associated with this system.
⁷ Enter the total purchased kWh used by the power meters associated with this system.

Water Utility Plant Description			
Name of the System:	DS WATER COMPANY		
ADEQ Public Water System Number:	AZ0408072		
ADWR PCC Number:	91-000340.0000		

MAINS		
Sizes (inches)	Material	Length (feet)
2.00	PVC	6,104
4.00	PVC C900	19,118
6.00	PVC C900	5,228
8.00	PVC C900	3,200
6.00	HDPE	700
NA	NA	0
NA	NA	0
NA	NA	0
NA	NA	0
NA	NA	0
NA	NA	0
NA	NA	0
NA	NA	0
NA	NA	0
NA	NA	0

SERVICE LINES			
Material	Percent of system	Year installed	
PVC	94%	n/a	
HDPE	2%	n/a	
Black poly	1%	n/a	
Blue poly	3%	n/a	
NA	0%	n/a	

BOOSTER PUMPS		
Horsepower	GPM	Quantity
5 HP (5DB2)	250	3
0	n/a	0
0	n/a	0
0	n/a	0

STORAGE TANKS			
Capacity (gallons)	Material	Quantity	Year installed
37,000	metal	2	1985
n/a	n/a	n/a	n/a
n/a	n/a	n/a	n/a
n/a	n/a	n/a	n/a
n/a	n/a	n/a	n/a
n/a	n/a	n/a	n/a

CUSTOMER METERS			
Size (inches)	Quantity	Percent over 1,000,000 gallons	Percent over 10 years old
5/8 X 3/4	109	5%	9%
1	1	0%	0%
1.5	1	100%	0%
2	2	50%	0%
Compound 2	1	0%	0%
Compound 6	1	100%	0%
NA	n/a	n/a	n/a
NA	n/a	n/a	n/a
NA	n/a	n/a	n/a
NA	n/a	n/a	n/a
NA	n/a	n/a	n/a
NA	n/a	n/a	n/a
NA	n/a	n/a	n/a
NA	n/a	n/a	n/a
NA	n/a	n/a	n/a
NA	n/a	n/a	n/a
NA	n/a	n/a	n/a
NA	n/a	n/a	n/a
NA	n/a	n/a	n/a
NA	n/a	n/a	n/a
NA	n/a	n/a	n/a

FIRE HYDRANTS	
Type	Quantity
Standard *	0
Other	0

PRESSURE/BLADDER TANKS			
Capacity (gallons)	Material	Quantity	Year installed
119 Gallons	steel/rubber	4 installed	2022
n/a	n/a	n/a	n/a
n/a	n/a	n/a	n/a
n/a	n/a	n/a	n/a
n/a	n/a	n/a	n/a
n/a	n/a	n/a	n/a
n/a	n/a	n/a	n/a

* A standard fire hydrant has two 2.5 inch hose connection nozzles with 7.5 threads per inch, and one 4.5 inch pumper connection nozzle with 4 threads per inch.

Water Utility Plant Description (Continued)
--

For the following three items, list the utility owned assets in each category for each system.

TREATMENT EQUIPMENT:	Two (2) Isolux 15 GPM Arsenic removal cartridge filtration canister units and associated prefilters.
STRUCTURES:	Well House/Pressurization House
OTHER:	6" line under Virgin River. 700 ft. of 6" HDPE Pipe / 390' Pipe (12" Welded Steel Sleeve) underneath I-15 @ Farm Road

Provide a calculation used to determine the value of one water equivalent residential connection (ERC).

Use one of the following methods:

- (a) If actual flow data are available from the preceding 12 months, divide the total annual single family residence (SFR) gallons sold by the average number of single family residence customers for the same period and divide the result by
- (b) If no historical flow data are available, use:
 $ERC = (\text{Total SFR gallons sold (Omit 000)} / 365 \text{ days} / 350 \text{ gallons per day})$

ERC

166

 Method used:

(a)

Customer and Other Information	
Name of the System:	DS WATER COMPANY
ADEQ Public Water System Number:	AZ0408072
ADWR PCC Number:	91-000340.0000

Month	Number of Customers				Other Non-Residential
	Single-Family	Multi-Family	Commercial	Turf/Irrigation	
January	86	1	9	0	0
February	84	1	9	0	0
March	85	1	8	0	0
April	85	1	8	0	0
May	87	1	9	0	0
June	86	1	9	0	0
July	86	1	9	0	0
August	86	1	9	0	0
September	89	1	9	0	0
October	93	1	9	0	0
November	94	1	9	0	0
December	90	1	7	0	0

If the system has fire hydrants, what is the fire flow requirements? GPM for hrs.

Does the system have chlorination treatment?

Does the Company have an ADWR Gallons Per Capita Per Day (GPCPD) requirement?
 If yes, provide the GPCPD amount:

Is the Water Utility located in an ADWR Active Management Area (AMA)?
 If yes, which AMA?

What is the present system connection capacity (in ERCs *) using existing lines?

What is the future system connection capacity (in ERCs *) upon service area buildout?

Describe any plans and estimated completion dates for any enlargements or improvements of this system.

WIFA loan for construction of 24,000 gallon storage tank in East pressure zone executed mid-2022 with anticipated construction in 4Q 2023 pending designs from WIFA-selected engineering firm.

* an ERC is based on the calculation on the bottom of AR9 page 12.

DS Water Company
 Annual Report
 Utility Shutoffs / Disconnects
 12/31/22

Utility Shutoffs / Disconnects	
Name of the System:	DS WATER COMPANY
ADEQ Public Water System Number:	AZ0408072
ADWR PCC Number:	91-000340.0000

Month	Termination without Notice R14-2-410.B	Termination with Notice R14-2-	Other
January	0	1	0
February	0	0	0
March	0	0	0
April	0	0	0
May	0	0	0
June	0	0	0
July	0	0	0
August	0	1	0
September	0	1	0
October	0	0	0
November	0	0	0
December	0	2	0
Total	0	5	0

Other (description): n/a

Instructions: Fill out the Grey Cells with the relevant information. Input 0 or none if there is nothing recorded in that account or there is no applicable information to report.

Property Taxes	
----------------	--

Amount of actual property taxes paid during Calendar Year 2022 was	
--	--

\$5,131

If no property taxes paid, explain why.

n/a

Instructions: Fill out the Grey Cells with the relevant information. Input 0 or none if there is nothing recorded in that account or there is no applicable information to report.

Verification and Sworn Statement (Taxes)

Verification: State of Arizona I, the undersigned of the
(state name)

County of (county name): Mohave
Name (owner or official) title: David West, Corporate Secretary
Company name: DS Water Company

DO SAY THAT THIS ANNUAL UTILITY PROPERTY TAX AND SALES TAX REPORT TO THE ARIZONA CORPORATION COMMISSION.

FOR THE YEAR ENDING: 12/31/22

HAS BEEN PREPARED UNDER MY DIRECTION, FROM THE ORIGINAL BOOKS, PAPERS AND RECORDS OF SAID UTILITY; THAT I HAVE CAREFULLY EXAMINED THE SAME, AND DECLARE THE SAME TO BE A COMPLETE AND CORRECT STATEMENT OF BUSINESS AND AFFAIRS OF SAID UTILITY FOR THE PERIOD COVERED BY THIS REPORT IN RESPECT TO EACH AND EVERY MATTER AND THING SET FORTH, TO THE BEST OF MY KNOWLEDGE, INFORMATION AND BELIEF.

Sworn Statement: I HEREBY ATTEST THAT ALL PROPERTY TAXES FOR SAID COMPANY ARE CURRENT AND PAID IN FULL.

I HEREBY ATTEST THAT ALL SALES TAXES FOR SAID COMPANY ARE CURRENT AND PAID IN FULL.

[Signature]
signature of owner/official

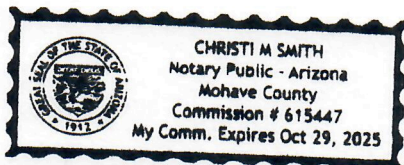
928-347-5467
telephone no.

SUBSCRIBED AND SWORN TO BEFORE ME A NOTARY PUBLIC
IN AND FOR THE COUNTY

THIS 16th DAY OF MOHAVE
March 2023
(month) and (year)

MY COMMISSION EXPIRES Oct 29, 2025
(date)

Christi M Smith
(signature of notary public)



Verification and Sworn Statement

Verification:

State of Arizona I, the undersigned of the
(state name)

County of (county name): Mohave

Name (owner or official) title: David West, Corporate Secretary

Company name: DS Water Company

DO SAY THAT THIS ANNUAL UTILITY PROPERTY TAX AND SALES TAX REPORT TO THE ARIZONA CORPORATION COMMISSION.

FOR THE YEAR ENDING: 12/31/22

HAS BEEN PREPARED UNDER MY DIRECTION, FROM THE ORIGINAL BOOKS, PAPERS AND RECORDS OF SAID UTILITY; THAT I HAVE CAREFULLY EXAMINED THE SAME, AND DECLARE THE SAME TO BE A COMPLETE AND CORRECT STATEMENT OF BUSINESS AND AFFAIRS OF SAID UTILITY FOR THE PERIOD COVERED BY THIS REPORT IN RESPECT TO EACH AND EVERY MATTER AND THING SET FORTH, TO THE BEST OF MY KNOWLEDGE, INFORMATION AND BELIEF.

Sworn Statement: IN ACCORDANCE WITH THE REQUIREMENTS OF TITLE 40, ARTICLE 8, SECTION 40-401, ARIZONA REVISED STATUTES, IT IS HEREIN REPORTED THAT THE GROSS OPERATING REVENUE OF SAID UTILITY DERIVED FROM ARIZONA INTRASTATE UTILITY OPERATIONS DURING THE CALENDAR YEAR WAS:

Arizona Intrastate Gross Operating Revenues Only (\$)

\$262,990

(The amount in the box above includes

\$18,492 in sales taxes
billed or collected)

[Signature]

signature of owner/official

928-347-5467

telephone no.

SUBSCRIBED AND SWORN TO BEFORE ME A NOTARY PUBLIC
IN AND FOR THE COUNTY

MOHAVE

(county name)

THIS

16th

DAY OF

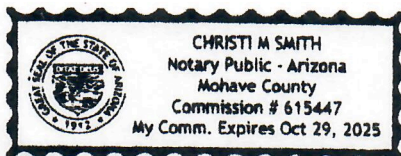
March 2023

(month) and (year)

MY COMMISSION EXPIRES

Oct 29 2023

(date)



Christi M. Smith

(signature of notary public)

Verification and Sworn Statement (Residential Revenue)

Verification:

State of Arizona I, the undersigned of the
(state name)

County of (county name): Mohave
Name (owner or official) title: David West, Corporate Secretary
Company name: DS Water Company

DO SAY THAT THIS ANNUAL UTILITY PROPERTY TAX AND SALES TAX REPORT TO THE ARIZONA CORPORATION COMMISSION.

FOR THE YEAR ENDING: 12/31/22

HAS BEEN PREPARED UNDER MY DIRECTION, FROM THE ORIGINAL BOOKS, PAPERS AND RECORDS OF SAID UTILITY; THAT I HAVE CAREFULLY EXAMINED THE SAME, AND DECLARE THE SAME TO BE A COMPLETE AND CORRECT STATEMENT OF BUSINESS AND AFFAIRS OF SAID UTILITY FOR THE PERIOD COVERED BY THIS REPORT IN RESPECT TO EACH AND EVERY MATTER AND THING SET FORTH, TO THE BEST OF MY KNOWLEDGE, INFORMATION AND BELIEF.

Sworn Statement: IN ACCORDANCE WITH THE REQUIREMENTS OF TITLE 40, ARTICLE 8, SECTION 40-401, ARIZONA REVISED STATUTES, IT IS HEREIN REPORTED THAT THE GROSS OPERATING REVENUE OF SAID UTILITY DERIVED FROM ARIZONA INTRASTATE UTILITY OPERATIONS RECEIVED FROM RESIDENTIAL CUSTOMERS DURING THE CALENDAR YEAR WAS:

Arizona Intrastate Gross Operating Revenues Only (\$)

\$131,812
(The amount in the box above includes
\$9,087 in sales taxes
billed or collected)

[Signature]
signature of owner/official

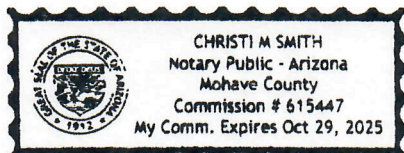
928-347-5467
telephone no.

SUBSCRIBED AND SWORN TO BEFORE ME A NOTARY PUBLIC
IN AND FOR THE COUNTY

MOHAVE
(county name)

THIS 16th DAY OF March 2023
(month) and (year)

MY COMMISSION EXPIRES Oct. 29, 2023
(date)



[Signature]
(signature of notary public)

Full Gross-up Method for Income Tax Statement of Certification

Verification:

State of Arizona I, the undersigned of the
(state name)

County of (county name): Mohave
Name (owner or official) title: David West, Corporate Secretary
Company name: DS Water Company

FOR THE YEAR ENDING: 12/31/22

Sworn Statement:

IN ACCORDANCE WITH THE REQUIREMENTS OF DECISION NO. 77084, BECAUSE THE UTILITY REQUIRES THE GROSS UP OF ADVANCES AND CONTRIBUTIONS, I HEREBY STATE THAT THE UTILITY HAS INCURRED OR IS EXPECTED TO INCUR A NET INCREASE IN CURRENT INCOME TAX EXPENSE OR A DECREASE IN DEFERRED TAX ASSET FOR A CARRY FORWARD ACCORDING TO GAAP IN AN AMOUNT EQUAL TO OR GREATER THAN THE AMOUNT OF THE REQUIRED GROSS UP PAID BY DEVELOPERS IN THE PERIOD COVERED BY THIS ANNUAL REPORT.

[Signature]
signature of owner/official

928-347-5467
telephone no.

SUBSCRIBED AND SWORN TO BEFORE ME A NOTARY PUBLIC
IN AND FOR THE COUNTY

MOHAVE
(county name)

THIS 16th

DAY OF March 2023
(month) and (year)

MY COMMISSION EXPIRES
(date)

Oct. 29, 2025
(date)

[Signature]
(signature of notary public)

