

ANNUAL REPORT

Of

Company Name:
c/o Global Water Resources, Inc.
Mailing Address: 21410 N. 19th Ave., Ste. 220
Phoenix AZ
85027

Docket No.: W-03936A
For the Year Ended:

**RECEIVED
BY EMAIL**

4/15/2020, 02:27 PM
ARIZONA CORPORATION COMMISSION
UTILITIES DIVISION

WATER UTILITY

To

Arizona Corporation Commission

Due on April 15th

Email: rdelafuente@azcc.gov, mail or deliver the completed Annual Report to:
Arizona Corporation Commission
Compliance Section - Utilities Division
1200 West Washington Street
Phoenix, Arizona 85007

Application Type:
Application Date:

ARIZONA CORPORATION COMMISSION
WATER UTILITY ANNUAL REPORT
Eagletail Water Company L.C.
A Class Utility

For the Calendar Year Ended: 12/31/19

Primary Address:
City: State: Zip Code:

Telephone Number:

Date of Original Organization of Utility:

Person to whom correspondence should be addressed concerning this report:

Name:
Telephone No. :
Address:
City: State: Zip Code:
Email:

Name:
Telephone No. :
Address:
City: State: Zip Code:
Email:

Name:
Telephone No. :
Address:
City: State: Zip Code:
Email:

Name:
Telephone No. :
Address:
City: State: Zip Code:
Email:

Name:
Telephone No. :
Address:
City: State: Zip Code:
Email:

Ownership:

Counties Served:

Important changes during the year

	For those companies not subject to the affiliated interest rules, has there been a change in ownership or direct control during the year?
	If yes, please provide specific details in the box below.
	No change in ownership or direct control during the year.

	Has the company been notified by any other regulatory authorities during the year, that they are out of compliance?
	If yes, please provide specific details in the box below.
	No notification by any other regulatory authorities during the year that the company is out of compliance.

Utility Plant in Service (Water)							
Account No.	Description	Beginning Year Original Cost	Current Year Additions	Current Year Retirements	Adjusted Original Cost	Accumulated Depreciation	OCLD (OC less AD)
301	Organization	\$0	\$0	\$0	\$0	\$0	\$0
302	Franchises	0	0	0	0	0	0
303	Land and Land Rights	0	0	0	0	0	0
304	Structures and Improvements	91,299	0	0	91,299	5,597	85,702
305	Collecting & Improving Reservoirs	0	0	0	0	0	0
306	Lake, River, Canal Intakes	0	0	0	0	0	0
307	Wells and Springs	37,176	0	0	37,176	23,548	13,628
308	Infiltration Galleries	0	0	0	0	0	0
309	Supply Mains	0	0	0	0	0	0
310	Power Generation Equipment	0	0	0	0	0	0
311	Pumping Equipment	264,988	5,797	0	270,785	110,593	160,192
320	Water Treatment Equipment	5,100	0	0	5,100	3,700	1,400
320.1	Water Treatment Plants	0	0	0	0	0	0
320.2	Solution Chemical Feeders	0	0	0	0	0	0
320.3	Point-of-Use Treatment Devices	0	0	0	0	0	0
330	Distribution Reservoirs and Standpipes	0	0	0	0	0	0
330.1	Storage Tanks	0	0	0	0	0	0
330.2	Pressure Tanks	0	0	0	0	0	0
331	Transmission and Distribution Mains	48,088	5,801	0	53,890	16,062	37,827
333	Services	1,293	0	0	1,293	65	1,228
334	Meters and Meter Installations	40,823	3,295	0	44,118	11,127	32,991
335	Hydrants	0	0	0	0	0	0
336	Backflow Prevention Devices	0	0	0	0	0	0
339	Other Plant and Misc. Equipment	24,698	0	0	24,698	2,470	22,228
340	Office Furniture and Equipment	0	148	0	148	36	112
340.1	Computer & Software	0	658	0	658	580	78
341	Transportation Equipment	0	58	0	58	12	46
342	Stores Equipment	0	0	0	0	0	0
343	Tools, Shop and Garage Equipment	0	0	0	0	0	0
344	Laboratory Equipment	0	0	0	0	0	0
345	Power Operated Equipment	0	0	0	0	0	0
346	Communication Equipment	0	5	0	5	3	2
347	Miscellaneous Equipment	0	0	0	0	0	0
348	Other Tangible Plant	35,694	0	0	35,694	5,354	30,340
	Totals	\$549,159	\$15,762	\$0	\$564,922	\$179,147	\$385,774

Eagletail Water Company L.C.
Annual Report
Depreciation Expense for the Current Year (Water)
12/31/19

Depreciation Expense for the Current Year (Water)									
Account No.	Description	Beginning Year Original Cost	Current Year Additions	Current Year Retirements	Adjusted Original Cost	Fully Depreciated/Non-depreciable Plant	Depreciable Plant	Depreciation Percentages	Depreciation Expense
301	Organization	\$0	\$0	\$0	\$0	\$0	\$0	0.00%	\$0
302	Franchises	0	0	0	0	0	0	0.00%	0
303	Land and Land Rights	0	0	0	0	0	0	0.00%	0
304	Structures and Improvements	91,299	0	0	91,299	0	91,299	3.33%	3,043
305	Collecting & Improving Reservoirs	0	0	0	0	0	0	0.00%	0
306	Lake, River, Canal Intakes	0	0	0	0	0	0	0.00%	0
307	Wells and Springs	37,176	0	0	37,176	0	37,176	3.33%	1,239
308	Infiltration Galleries	0	0	0	0	0	0	0.00%	0
309	Supply Mains	0	0	0	0	0	0	0.00%	0
310	Power Generation Equipment	0	0	0	0	0	0	0.00%	0
311	Pumping Equipment	264,988	5,797	0	270,785	11,117	259,668	11.83%	30,366
320	Water Treatment Equipment	5,100	0	0	5,100	1,100	4,000	3.33%	133
320.1	Water Treatment Plants	0	0	0	0	0	0	0.00%	0
320.2	Solution Chemical Feeders	0	0	0	0	0	0	0.00%	0
320.3	Point-of-Use Treatment Devices	0	0	0	0	0	0	0.00%	0
330	Distribution Reservoirs and Standpipes	0	0	0	0	0	0	0.00%	0
330.1	Storage Tanks	0	0	0	0	0	0	0.00%	0
330.2	Pressure Tanks	0	0	0	0	0	0	0.00%	0
331	Transmission and Distribution Mains	48,088	5,801	0	53,890	0	53,890	2.00%	1,020
333	Services	1,293	0	0	1,293	0	1,293	3.33%	43
334	Meters and Meter Installations	40,823	3,295	0	44,118	4,075	40,043	8.33%	3,200
335	Hydrants	0	0	0	0	0	0	0.00%	0
336	Backflow Prevention Devices	0	0	0	0	0	0	0.00%	0
339	Other Plant and Misc. Equipment	24,698	0	0	24,698	0	24,698	6.67%	1,647
340	Office Furniture and Equipment	0	148	0	148	0	148	14.99%	11
340.1	Computer & Software	0	658	0	658	0	658	30.63%	101
341	Transportation Equipment	0	58	0	58	0	58	44.69%	13
342	Stores Equipment	0	0	0	0	0	0	0.00%	0
343	Tools, Shop and Garage Equipment	0	0	0	0	0	0	0.00%	0
344	Laboratory Equipment	0	0	0	0	0	0	0.00%	0
345	Power Operated Equipment	0	0	0	0	0	0	0.00%	0
346	Communication Equipment	0	5	0	5	0	5	27.61%	1
347	Miscellaneous Equipment	0	0	0	0	0	0	0.00%	0
348	Other Tangible Plant	35,694	0	0	35,694	0	35,694	10.00%	3,569
	Subtotal	\$549,159	\$15,762	\$0	\$564,922	\$16,292	\$548,629		\$44,386

Contribution(s) in Aid of Construction (Gross)	\$157,597
Less: Non Amortizable Contribution(s)	0
Fully Amortized Contribution(s)	0
Amortizable Contribution(s)	<u>\$157,597</u>
Times: Proposed Amortization Rate	3.01%
Amortization of CIAC	\$4,740

Less: Amortization of CIAC \$4,740

DEPRECIATION EXPENSE **\$39,646**

Eagletail Water Company L.C.
Annual Report
Balance Sheet Assets
12/31/19

Balance Sheet Assets				
	Assets		Balance at Beginning of Year (2019)	Balance at End of Year (2019)
Account No.	Current and Accrued Assets			
131	Cash		\$0	\$0
132	Special Deposits		0	0
133	Other Special Deposits		0	0
134	Working Funds		0	0
135	Temporary Cash Investments		0	0
141	Customer Accounts Receivable		3,419	4,586
142	Other Accounts Receivable		0	0
143	Accumulated Provision for Uncollectable Accounts		(678)	(2,267)
146	Notes Receivable from Associated Companies		1,326	624
151	Plant Material and Supplies		0	0
162	Prepayments		0	0
173	Accrued Utility Revenue		3,844	1,676
174	Miscellaneous Current and Accrued Assets		0	0
	Total Current and Accrued Assets		\$7,911	\$4,619
	Deferred Debits			
186.1	Deferred Rate Case Expense		\$0	\$0
190	Accumulated Deferred Income Taxes		0	0
	Total Deferred Debits		\$0	\$0
Account No.	Fixed Assets			
101	Utility Plant in Service*		\$549,159	\$564,922
103	Property Held for Future Use		0	0
105	Construction Work in Progress		7,511	84,998
108	Accumulated Depreciation (enter as negative)*		(134,256)	(179,147)
121	Non-Utility Property		0	0
122	Accumulated Depreciation - Non Utility		0	0
	Total Fixed Assets		\$422,415	\$470,773
	Other Fixed Assets			
114	Utility Plant Acquisition Adjustments		\$0	\$0
	Total Other Fixed Assets		\$0	\$0
	Total Assets		\$430,326	\$475,392

*Note these items feed automatically from AR3 UPIS Page 4

Eagletail Water Company L.C.
Annual Report
Balance Sheet Liabilities and Owners Equity

Balance Sheet Liabilities and Owners Equity				
	Liabilities		Balance at Beginning of Year (2019)	Balance at End of Year (2019)
Account No.	Current Liabilities			
231	Accounts Payable		\$10,517	\$23,060
232	Notes Payable (Current Portion)		9,087	7,013
234	Notes Payable to Associated Companies		0	0
235	Customer Deposits		3,189	3,049
236	Accrued Taxes, Income Taxes		283	1,365
237	Accrued Interest		2,253	748
241	Miscellaneous Current and Accrued Liabilities		20,763	7,176
242	Miscellaneous Current and Accrued Liabilities		0	0
	Total Current Liabilities		\$46,092	\$42,411
	Long Term Debt			
224	Long Term Debt (Notes and Bonds)		\$59,411	\$17,771
	Deferred Credits			
251	Unamortized Premium on Debt		\$0	\$0
252	Advances in Aid of Construction		595	1,785
253	Other Deferred Credits		0	0
255	Accumulated Deferred Investment Tax Credits		0	0
271	Contributions in Aid of Construction		126,542	157,597
272	Less: Amortization of Contributions		(2,109)	(6,849)
281	Accumulated Deferred Income Tax		4,477	22,745
	Total Deferred Credits		\$129,505	\$175,277
	Total Liabilities		\$235,008	\$235,459
	Capital Accounts			
201	Common Stock Issued		\$0	\$0
211	Other Paid-In Capital		251,547	355,250
215	Retained Earnings		(56,230)	(115,317)
218	Proprietary Capital (Sole Props and Partnerships)		0	0
	Total Capital		\$195,318	\$239,933
	Total Liabilities and Capital		\$430,326	\$475,392

Note: Total liabilities and Capital must match total assets for the beginning and end of the year!

Eagletail Water Company L.C.
Annual Report
Water Comparative Income Statement
12/31/19

Water Comparative Income Statement			
Account No.	Calendar Year	Current Year 01/01/2019 - 12/31/2019	Last Year 01/01/2018 - 12/31/2018
	Operating Revenue		
461	Metered Water Revenue	\$52,127	\$57,834
460	Unmetered Water Revenue	0	0
462	Fire Protection Revenue	0	0
469	Guaranteed Revenues (Surcharges)	0	0
471	Miscellaneous Service Revenues	0	0
474	Other Water Revenue	540	251
	Total Revenues	\$52,667	\$58,085
	Operating Expenses		
601	Salaries and Wages	\$13,479	\$10,265
604	Employee Pensions and Benefits	2,204	2,199
610	Purchased Water	0	0
615	Purchased Power	11,997	10,401
616	Fuel for Power Production	0	0
618	Chemicals	56	1,749
620	Materials and Supplies	135	141
620.1	Repairs and Maintenance	5,263	2,334
620.2	Office Supplies and Expense	485	534
630	Contractual Services	0	0
631	Contractual Services - Engineering	0	0
632	Contractual Services - Accounting	1,152	2,634
633	Contractual Services - Legal	638	809
634	Contractual Services - Management Fees	4,105	3,145
635	Contractual Services - Water Testing	678	957
636	Contractual Services - Other	2,763	3,198
640	Rents	0	0
641	Rental of Building/Real Property	266	128
642	Rental of Equipment	13	7
650	Transportation Expenses	1,540	1,522
656	Insurance - Vehicles	0	0
657	Insurance - General Liability	627	406
658	Insurance - Worker's Comp	125	64
657.1	Insurance - Health and Life	0	0
660	Advertising	21	4
665	Regulatory Commission Expense - Rate	0	0
667	Regulatory Commission Expense - Other	0	60
670	Bad Debt Expense	2,516	740
675	Miscellaneous Expense	3,063	3,468
403	Depreciation Expense (From Schedule AR4)	39,646	27,922
408	Taxes Other Than Income	203	125
408.11	Property Taxes	2,240	1,762
408.12	Payroll Taxes	922	711
409	Income Taxes	16,502	10,524
427.1	Customer Security Deposit Interest	12	0
	Total Operating Expenses	\$110,651	\$85,811
	Operating Income / (Loss)	(\$57,984)	(\$27,726)
	Other Income / (Expense)		
414	Gain/Loss on Dispositions	\$0	(\$6)
419	Interest and Dividend Income	0	4
421	Non-Utility Income	(19)	0
426	Miscellaneous Non-Utility (Expense)	(2)	(1)
427	Interest (Expense)	(1,083)	(6,148)
	Total Other Income / (Expense)	(\$1,104)	(\$6,151)
	Net Income / (Loss)	(\$59,088)	(\$33,877)

Full time equivalent employees

	Direct Company	Allocated	Outside service	Total
President	0.0	0.0	0.0	0.0
Vice-president	0.0	0.0	0.0	0.0
Manager	0.0	0.0	0.0	0.0
Engineering Staff	0.0	0.0	0.0	0.0
System Operator(s)	0.0	0.2	0.0	0.2
Meter reader	0.0	0.0	0.0	0.0
Customer Service	0.0	0.0	0.0	0.0
Accounting	0.0	0.0	0.0	0.0
Business Office	0.0	0.0	0.0	0.0
Rates Department	0.0	0.0	0.0	0.0
Administrative Staff	0.0	0.0	0.0	0.0
Other	0.0	0.0	0.0	0.0
Total	0.0	0.3	0.0	0.3

Supplemental Financial Data (Long-Term Debt)				
	Loan #1	Loan #2	Loan #3	Loan #4
Date Issued	1/27/2006	1/28/2019	N/A	N/A
Source of Loan	Harquahala Valley	WIFA	N/A	N/A
ACC Decision No.			N/A	N/A
Reason for Loan	Property Tax	WIFA Tank	N/A	N/A
Dollar Amt. Issued	\$80,000	\$16,689	N/A	N/A
Amount Outstanding	\$9,334	\$16,134	N/A	N/A
Date of Maturity	1/25/2021	3/1/2037	N/A	N/A
Interest Rate	4.65%	1.06%	N/A	N/A
Current Year Interest	\$2,084	\$239	N/A	N/A
Current Year Principal	\$5,333	\$604	N/A	N/A

Meter Deposit Balance at Test Year End:	\$1,785
---	---------

Meter Deposits Refunded During the Test Year:	\$0
---	-----

List all bonds, notes, loans, and other types of indebtedness in which the proceeds were used in the provision of public utility service. Indebtedness incurred for personal uses by the owner of the utility should not be listed. Input 0 or none if there is nothing to report for that cell.

Well and Water Usage

Name of the System:		EAGLETAIL WATER CO. L.C.									
ADEQ Public Water System Number:		AZ0407032									
ADWR PCC Number:		91-000193,0000									
Well registry 55# (55-XXXXXX):	Pump Horsepower	Pump Yield (gpm)	Casing Depth (feet)	Casing Diameter (inches)	Pump Motor Type **	Year Drilled	Water level 2010	Water level 2019	Meter Size (inches)	How measured:	Active
55-602826	125	400	1,140	8	Turbine	1,978	NA	NA	6	Metered	Yes
55-602917	0	0	675	16	0	1,962	NA	NA	0	0	No
0	0	0	0	0	0	0	0	0	0	0	No
0	0	0	0	0	0	0	0	0	0	0	No
0	0	0	0	0	0	0	0	0	0	0	No
0	0	0	0	0	0	0	0	0	0	0	No
0	0	0	0	0	0	0	0	0	0	0	No
0	0	0	0	0	0	0	0	0	0	0	No
0	0	0	0	0	0	0	0	0	0	0	No
0	0	0	0	0	0	0	0	0	0	0	No
0	0	0	0	0	0	0	0	0	0	0	No
0	0	0	0	0	0	0	0	0	0	0	No
0	0	0	0	0	0	0	0	0	0	0	No
0	0	0	0	0	0	0	0	0	0	0	No
0	0	0	0	0	0	0	0	0	0	0	No
0	0	0	0	0	0	0	0	0	0	0	No
0	0	0	0	0	0	0	0	0	0	0	No
0	0	0	0	0	0	0	0	0	0	0	No
0	0	0	0	0	0	0	0	0	0	0	No

Name of system water delivered to:	NA
ADWR PCC Number:	#N/A
Source of water delivered to another system	NA

Name of system water received from:	NA
ADWR PCC Number:	#N/A
Source of water received	NA
Well registry 55# (55-XXXXXX):	NA

Month	Water withdrawn (gallons) ¹	Water sold (gallons) ²	Water delivered (sold) to other systems (gallons) ³	Water received (purchased) from other systems (gallons) ⁴	Estimated authorized use (gallons) ⁵	Purchased Power Expense ⁶	Purchased Power (kWh) ⁷
January	254,000.00	223,000.00	0.00	0.00	50.00	\$1,800	863
February	306,000.00	273,000.00	0.00	0.00	10,050.00	\$1,560	852
March	371,000.00	168,000.00	0.00	0.00	6,601.00	\$1,440	858
April	396,000.00	211,000.00	0.00	0.00	50.00	\$1,800	864
May	569,000.00	271,000.00	0.00	0.00	5,050.00	\$2,160	858
June	518,000.00	369,000.00	0.00	0.00	4,149.00	\$2,760	1,107
July	625,000.00	400,000.00	0.00	0.00	19,050.00	\$3,000	886
August	543,000.00	433,000.00	0.00	0.00	27,050.00	\$2,520	808
September	606,000.00	421,000.00	0.00	0.00	50.00	\$3,600	935
October	526,000.00	326,000.00	0.00	0.00	40,050.00	\$2,160	834
November	420,000.00	372,000.00	0.00	0.00	50,050.00	\$2,400	834
December	1,002,000.00	217,000.00	0.00	0.00	50.00	\$2,880	911
Totals	6,136,000.00	3,684,000.00	0.00	0.00	162,250.00	\$28,080	10,609

If applicable, in the space below please provide a description for all un-metered water use along with amounts:
 System and Hydrant Flushing = 141,650 Construction Water = 20,000 Compliance Sample Flushing = 600

- 1 Water withdrawn - Total gallons of water withdrawn from pumped sources.
- 2 Water sold - Total gallons from customer meters, and other sales such as construction water.
- 3 Water delivered (sold) to other systems - Total gallons of water delivered to other systems.
- 4 Water received (purchased) from other systems - Total gallons of water purchased/received from other systems.
- 5 Estimated authorized use - Total estimated gallons from authorized metered or unmetered use. Authorized uses such as flushing (mains, services and hydrants) draining/cleaning tanks, process, construction, fire fighting, etc. Non-authorized use (real losses) are service line breaks and leaks, water main breaks, meter inaccuracies and theft.
- 6 Enter the total purchased power costs for the power meters associated with this system.
- 7 Enter the total purchased kWh used by the power meters associated with this system.

Water Utility Plant Description	
Name of the System:	EAGLETAIL WATER CO, L.C.
ADEQ Public Water System Number:	AZ0407032
ADWR PCC Number:	91-000193.0000

MAINS		
Sizes (inches)	Material	Length (feet)
4.00	PVC	21,421
6.00	PVC	45,240
8.00	PVC	6,234
NA	Unknown	55,120
6.00	Unknown	44
NA	NA	0
NA	NA	0
NA	NA	0
NA	NA	0
NA	NA	0
NA	NA	0
NA	NA	0
NA	NA	0
NA	NA	0
NA	NA	0

CUSTOMER METERS			
Size (inches)	Quantity	Percent over 1,00,000 gallons	Percent over 10 years old
5/8 X 3/4	56	0%	0%
0.75	0	0%	0%
1	2	0%	0%
NA	0	0%	0%
NA	0	0%	0%
NA	0	0%	0%
NA	0	0%	0%
NA	0	0%	0%
NA	0	0%	0%
NA	0	0%	0%
NA	0	0%	0%
NA	0	0%	0%
NA	0	0%	0%
NA	0	0%	0%
NA	0	0%	0%
NA	0	0%	0%
NA	0	0%	0%
NA	0	0%	0%
NA	0	0%	0%
NA	0	0%	0%

SERVICE LINES		
Material	Percent of system	Year installed
PVC	95%	NA
Copper	5%	NA
NA	0%	0
NA	0%	0
NA	0%	0

BOOSTER PUMPS		
Horsepower	GPM	Quantity
25	350	2
0	0	0
0	0	0
0	0	0

FIRE HYDRANTS	
Type	Quantity
Standard *	0
Other	0

STORAGE TANKS			
Capacity (gallons)	Material	Quantity	Year installed
125,000	Steel	1	2018
0	0	0	0
0	0	0	0
0	0	0	0
0	0	0	0
0	0	0	0

PRESSURE/BLADDER TANKS			
Capacity (gallons)	Material	Quantity	Year installed
5,000	Steel	1	NA
0	0	0	0
0	0	0	0
0	0	0	0
0	0	0	0
0	0	0	0

* A standard fire hydrant has two 2.5 inch hose connection nozzles with 7.5 threads per inch, and one 4.5 inch pumper connection nozzle with 4 threads per inch.

Water Utility Plant Description (Continued)
--

For the following three items, list the utility owned assets in each category for each system.

TREATMENT EQUIPMENT:	Chlorine Injection at well
-----------------------------	----------------------------

STRUCTURES:	Shed at water distribution center; Fence around water distribution center; Shed for chlorine storage
--------------------	--

OTHER:	N/A
---------------	-----

Provide a calculation used to determine the value of one water equivalent residential connection (ERC).

Use one of the following methods:

- (a) If actual flow data are available from the preceding 12 months, divide the total annual single family residence (SFR) gallons sold by the average number of single family residence customers for the same period and divide the result by 365
- (b) If no historical flow data are available, use:
 $ERC = (\text{Total SFR gallons sold (Omit 000)} / 365 \text{ days} / 350 \text{ gallons per day})$

ERC	171
Method used:	(a)

Customer and Other Information	
Name of the System:	EAGLETAIL WATER CO, L.C.
ADEQ Public Water System Number:	AZ0407032
ADWR PCC Number:	91-000193.0000

Month	Number of Customers				
	Single-Family	Multi-Family	Commercial	Turf/Irrigation	Other Non-Residential
January	55	0	1	0	0
February	55	0	1	0	0
March	55	0	1	0	0
April	55	0	1	0	0
May	55	0	1	0	0
June	54	0	1	0	0
July	54	0	1	0	0
August	55	0	1	0	0
September	55	0	1	0	0
October	55	0	1	0	0
November	56	0	1	0	0
December	56	0	1	0	0

If the system has fire hydrants, what is the fire flow requirements? GPM for hrs.

Does the system have chlorination treatment?

Does the Company have an ADWR Gallons Per Capita Per Day (GPCPD) requirement?
 If yes, provide the GPCPD amount:

Is the Water Utility located in an ADWR Active Management Area (AMA)?
 If yes, which AMA?

What is the present system connection capacity (in ERCs *) using existing lines?

What is the future system connection capacity (in ERCs *) upon service area buildout?

Describe any plans and estimated completion dates for any enlargements or improvements of this system.
 An electrical phasing upgrade and new Generator and Automatic Transfer Switch will be installed in April 2020. ERC calculations were performed based on support provided by the following ACC contacts: Edna Luna Riza - Support Specialist; Brit Baxter - Excel Support & Andrew Smith - Engineer Supervisor.

* an ERC is based on the calculation on the bottom of AR9 page 12.

Eagletail Water Company L.C.
 Annual Report
 Utility Shutoffs / Disconnects
 12/31/19

Utility Shutoffs / Disconnects	
Name of the System:	EAGLETAIL WATER CO, L.C.
ADEQ Public Water System Number:	AZ0407032
ADWR PCC Number:	91-000193.0000

Month	Termination without Notice R14-2-410.B	Termination with Notice R14-2-410.C	Other
January	0	0	0
February	0	0	0
March	0	0	0
April	0	0	0
May	0	0	0
June	0	0	0
July	0	0	0
August	0	1	0
September	0	0	0
October	0	0	0
November	0	0	0
December	0	0	0
Total	0	1	0

Other (description):

NA

Instructions: Fill out the Grey Cells with the relevent information. Input 0 or none if there is nothing recorded in that account or there is no applicable information to report.

Eagletail Water Company L.C.
Annual Report
Property Taxes
12/31/19

Property Taxes	
----------------	--

Amount of actual property taxes paid during Calendar Year 2019 was	
--	--

\$1,125

If no property taxes paid, explain why.

N/A

Instructions: Fill out the Grey Cells with the relevant information. Input 0 or none if there is nothing recorded in that account or there is no applicable information to report.

Verification and Sworn Statement (Taxes)

Verification: State of Arizona I, the undersigned of the
(state name)

County of (county name): Maricopa
Name (owner or official) title: Joanne Ellsworth
Company name: Eagletail Water Company L.C.

DO SAY THAT THIS ANNUAL UTILITY PROPERTY TAX AND SALES TAX REPORT TO THE ARIZONA CORPORATION COMMISSION.

FOR THE YEAR ENDING: 12/31/19

HAS BEEN PREPARED UNDER MY DIRECTION, FROM THE ORIGINAL BOOKS, PAPERS AND RECORDS OF SAID UTILITY; THAT I HAVE CAREFULLY EXAMINED THE SAME, AND DECLARE THE SAME TO BE A COMPLETE AND CORRECT STATEMENT OF BUSINESS AND AFFAIRS OF SAID UTILITY FOR THE PERIOD COVERED BY THIS REPORT IN RESPECT TO EACH AND EVERY MATTER AND THING SET FORTH, TO THE BEST OF MY KNOWLEDGE, INFORMATION AND BELIEF.

Sworn Statement: I HEREBY ATTEST THAT ALL PROPERTY TAXES FOR SAID COMPANY ARE CURRENT AND PAID IN FULL.

I HEREBY ATTEST THAT ALL SALES TAXES FOR SAID COMPANY ARE CURRENT AND PAID IN FULL.

RECEIVED
BY EMAIL
4/15/2020, 02:27 PM
ARIZONA CORPORATION COMMISSION
UTILITIES DIVISION

Joanne Ellsworth
signature of owner/official

480-999-5247
telephone no.

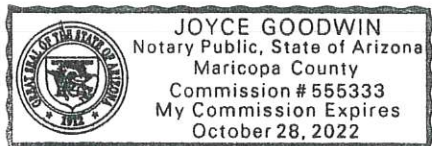
SUBSCRIBED AND SWORN TO BEFORE ME A NOTARY PUBLIC
IN AND FOR THE COUNTY

Maricopa
(county name)

THIS 15th DAY OF April, 2020
(month) and (year)

MY COMMISSION EXPIRES

October 28, 2022
(date)



[Signature]
(signature of notary public)

Verification and Sworn Statement

Verification:

State of Arizona I, the undersigned of the
(state name)

County of (county name): Maricopa
Name (owner or official) title: Joanne Ellsworth
Company name: Eagletail Water Company L.C.

DO SAY THAT THIS ANNUAL UTILITY PROPERTY TAX AND SALES TAX REPORT TO THE ARIZONA CORPORATION COMMISSION.

FOR THE YEAR ENDING: 12/31/19

HAS BEEN PREPARED UNDER MY DIRECTION, FROM THE ORIGINAL BOOKS, PAPERS AND RECORDS OF SAID UTILITY; THAT I HAVE CAREFULLY EXAMINED THE SAME, AND DECLARE THE SAME TO BE A COMPLETE AND CORRECT STATEMENT OF BUSINESS AND AFFAIRS OF SAID UTILITY FOR THE PERIOD COVERED BY THIS REPORT IN RESPECT TO EACH AND EVERY MATTER AND THING SET FORTH, TO THE BEST OF MY KNOWLEDGE, INFORMATION AND BELIEF.

Sworn Statement: IN ACCORDANCE WITH THE REQUIREMENTS OF TITLE 40, ARTICLE 8, SECTION 40-401, ARIZONA REVISED STATUTES, IT IS HEREIN REPORTED THAT THE GROSS OPERATING REVENUE OF SAID UTILITY DERIVED FROM ARIZONA INTRASTATE UTILITY OPERATIONS DURING THE CALENDAR YEAR WAS:

Arizona Intrastate Gross Operating Revenues Only (\$)

\$56,112

(The amount in the box above includes
\$3,445 in sales taxes
billed or collected)

**RECEIVED
BY EMAIL**

4/15/2020, 02:27 PM
ARIZONA CORPORATION COMMISSION
UTILITIES DIVISION

Joanne Ellsworth
signature of owner/official

480-999-5247
telephone no.

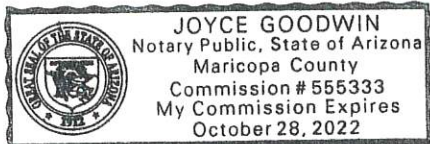
SUBSCRIBED AND SWORN TO BEFORE ME A NOTARY PUBLIC
IN AND FOR THE COUNTY

Maricopa
(county name)

THIS 15th DAY OF April, 2020
(month) and (year)

MY COMMISSION EXPIRES

October 28, 2022
(date)



[Signature]
(signature of notary public)

Verification and Sworn Statement (Residential Revenue)

Verification:

State of Arizona I, the undersigned of the
(state name)

County of (county name): Maricopa
Name (owner or official) title: Joanne Ellsworth
Company name: Eagletail Water Company L.C.

DO SAY THAT THIS ANNUAL UTILITY PROPERTY TAX AND SALES TAX REPORT TO THE ARIZONA CORPORATION COMMISSION.

FOR THE YEAR ENDING: 12/31/19

HAS BEEN PREPARED UNDER MY DIRECTION, FROM THE ORIGINAL BOOKS, PAPERS AND RECORDS OF SAID UTILITY; THAT I HAVE CAREFULLY EXAMINED THE SAME, AND DECLARE THE SAME TO BE A COMPLETE AND CORRECT STATEMENT OF BUSINESS AND AFFAIRS OF SAID UTILITY FOR THE PERIOD COVERED BY THIS REPORT IN RESPECT TO EACH AND EVERY MATTER AND THING SET FORTH, TO THE BEST OF MY KNOWLEDGE, INFORMATION AND BELIEF.

Sworn Statement: IN ACCORDANCE WITH THE REQUIREMENTS OF TITLE 40, ARTICLE 8, SECTION 40-401, ARIZONA REVISED STATUTES, IT IS HEREIN REPORTED THAT THE GROSS OPERATING REVENUE OF SAID UTILITY DERIVED FROM ARIZONA INTRASTATE UTILITY OPERATIONS RECEIVED FROM RESIDENTIAL CUSTOMERS DURING THE CALENDAR YEAR WAS:

Arizona Intrastate Gross Operating Revenues Only (\$)

\$55,393

(The amount in the box above includes

\$3,401 in sales taxes
billed or collected)

**RECEIVED
BY EMAIL**

4/15/2020, 02:27 PM

ARIZONA CORPORATION COMMISSION
UTILITIES DIVISION

Joanne Ellsworth
signature of owner/official

480-999-5247
telephone no.

SUBSCRIBED AND SWORN TO BEFORE ME A NOTARY PUBLIC
IN AND FOR THE COUNTY

Maricopa
(county name)

THIS

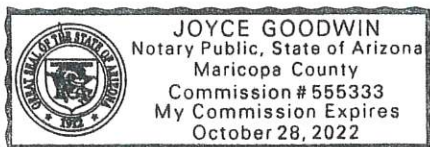
15th

DAY OF

April, 2020
(month) and (year)

MY COMMISSION EXPIRES

October 28, 2022
(date)



[Signature]
(signature of notary public)

Gross-up Sharing Method for Income Tax Statement of Certification

Verification:

State of Arizona I, the undersigned of the
(state name)

County of (county name): Maricopa
Name (owner or official) title: Joanne Ellsworth
Company name: Eagletail Water Company L.C.

FOR THE YEAR ENDING: 12/31/19

Sworn Statement:

IN ACCORDANCE WITH THE REQUIREMENTS OF DECISION NO. 77084, BECAUSE THE UTILITY REQUIRES THE GROSS UP OF ADVANCES AND CONTRIBUTIONS, I HEREBY STATE THAT THE UTILITY HAS INCURRED OR IS EXPECTED TO INCUR A NET INCREASE IN CURRENT INCOME TAX EXPENSE OR A DECREASE IN DEFERRED TAX ASSET FOR A CARRY FORWARD ACCORDING TO GAAP IN AN AMOUNT EQUAL TO OR GREATER THAN THE AMOUNT OF THE REQUIRED GROSS UP PAID BY DEVELOPERS IN THE PERIOD COVERED BY THIS ANNUAL REPORT.

**RECEIVED
BY EMAIL**

4/15/2020, 02:27 PM
ARIZONA CORPORATION COMMISSION
UTILITIES DIVISION

Joanne Ellsworth
signature of owner/official

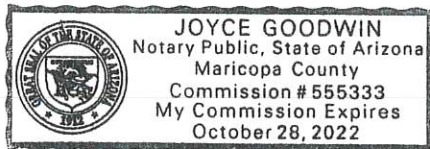
480-999-5247
telephone no.

SUBSCRIBED AND SWORN TO BEFORE ME A NOTARY PUBLIC
IN AND FOR THE COUNTY

Maricopa
(county name)

THIS 15th DAY OF April, 2020
(month) and (year)

MY COMMISSION EXPIRES October 28, 2022
(date)



[Signature]
(signature of notary public)