

ANNUAL REPORT

Of

Company Name:

Eden Water Company, Inc.

Mailing Address:

Docket No.:

For the Year Ended:

12/31/22

WATER UTILITY

To

Arizona Corporation Commission

RECEIVED
UTILITIES DIVISION
2023 APR 11 A 10:21
ARIZONA CORPORATION
COMMISSION

Due on April 15th

Email: Util-Compliance@azcc.gov, mail or deliver the completed Annual Report to:

Arizona Corporation Commission
Compliance Section - Utilities Division
1200 West Washington Street
Phoenix, Arizona 85007

Application Type:

Original Filing

Application Date:

4/5/2023

ARIZONA CORPORATION COMMISSION
WATER UTILITY ANNUAL REPORT
0

A Class Utility

For the Calendar Year Ended: 12/31/22

Primary Address:
City: State: Zip Code:

Telephone Number:

Date of Original Organization of Utility:

Person to whom correspondence should be addressed concerning this report:

Name:
Telephone No. :
Address:
City: State: Zip Code:
Email:

Name:
Telephone No. :
Address:
City: State: Zip Code:
Email:

Name:
Telephone No. :
Address:
City: State: Zip Code:
Email:

Name:
Telephone No. :
Address:
City: State: Zip Code:
Email:

Name:
Telephone No. :
Address:
City: State: Zip Code:
Email:

Ownership:

Counties Served:

Important changes during the year
--

No	For those companies not subject to the affiliated interest rules, has there been a change in ownership or direct control during the year? If yes, please provide specific details in the box below.

No	Has the company been notified by any other regulatory authorities during the year, that they are out of compliance? If yes, please provide specific details in the box below.

Utility Plant in Service (Water)							
Account No.	Description	Beginning Year Original Cost	Current Year Additions	Current Year Retirements	Adjusted Original Cost	Accumulated Depreciation	OCLD (OC less AD)
301	Organization				\$0		\$0
302	Franchises				0		0
303	Land and Land Rights	354			354		354
304	Structures and Improvements	32,584			32,584	4,211	28,373
305	Collecting & Improving Reservoirs				0		0
306	Lake, River, Canal Intakes				0		0
307	Wells and Springs				0		0
308	Infiltration Galleries				0		0
309	Supply Mains				0		0
310	Power Generation Equipment				0		0
311	Pumping Equipment				0		0
320	Water Treatment Equipment				0		0
320.1	Water Treatment Plants				0		0
320.2	Solution Chemical Feeders				0		0
320.3	Point-of-Use Treatment Devices				0		0
330	Distribution Reservoirs and Standpipes				0		0
330.1	Storage Tanks	103,954			103,954	92,725	11,229
330.2	Pressure Tanks				0		0
331	Transmission and Distribution Mains	385,297			385,297	228,411	156,886
333	Services	11,551			11,551	3,329	8,222
334	Meters and Meter Installations	11,224			11,224	2,311	8,913
335	Hydrants	8,890			8,890	8,022	868
336	Backflow Prevention Devices				0		0
339	Other Plant and Misc. Equipment				0		0
340	Office Furniture and Equipment	122			122	58	64
340.1	Computer & Software				0		0
341	Transportation Equipment				0		0
342	Stores Equipment				0		0
343	Tools, Shop and Garage Equipment	15,576	727		16,303	1,201	15,102
344	Laboratory Equipment				0		0
345	Power Operated Equipment	819			819	119	700
346	Communication Equipment				0		0
347	Miscellaneous Equipment				0		0
348	Other Tangible Plant				0		0
	Totals	\$570,371	\$727	\$0	\$571,098	\$340,387	\$230,711

0
Annual Report
Depreciation Expense for the Current Year (Water)
12/31/22

Depreciation Expense for the Current Year (Water)									
Account No.	Description	Beginning Year Original Cost	Current Year Additions	Current Year Retirements	Adjusted Original Cost	Fully Depreciated/Non-depreciable Plant	Depreciable Plant	Depreciation Percentages	Depreciation Expense
301	Organization	\$0	\$0	\$0	\$0		\$0		\$0
302	Franchises	0	0	0	0		0		0
303	Land and Land Rights	354	0	0	354		354		0
304	Structures and Improvements	32,584	0	0	32,584	30,974	1,610	3.33%	54
305	Collecting & Improving Reservoirs	0	0	0	0		0		0
306	Lake, River, Canal Intakes	0	0	0	0		0		0
307	Wells and Springs	0	0	0	0		0		0
308	Infiltration Galleries	0	0	0	0		0		0
309	Supply Mains	0	0	0	0		0		0
310	Power Generation Equipment	0	0	0	0		0		0
311	Pumping Equipment	0	0	0	0		0		0
320	Water Treatment Equipment	0	0	0	0		0		0
320.1	Water Treatment Plants	0	0	0	0		0		0
320.2	Solution Chemical Feeders	0	0	0	0		0		0
320.3	Point-of-Use Treatment Devices	0	0	0	0		0		0
330	Distribution Reservoirs and Standpipes	0	0	0	0		0		0
330.1	Storage Tanks	103,954	0	0	103,954	25,055	78,899	2.22%	1,752
330.2	Pressure Tanks	0	0	0	0		0		0
331	Transmission and Distribution Mains	385,297	0	0	385,297	192,671	192,626	2.00%	3,853
333	Services	11,551	0	0	11,551	9,416	2,135	3.33%	71
334	Meters and Meter Installations	11,224	0	0	11,224	11,165	59	8.33%	5
335	Hydrants	8,890	0	0	8,890	1,949	6,941	2.00%	139
336	Backflow Prevention Devices	0	0	0	0		0		0
339	Other Plant and Misc. Equipment	0	0	0	0		0		0
340	Office Furniture and Equipment	122	0	0	122	93	29	6.67%	2
340.1	Computer & Software	0	0	0	0		0		0
341	Transportation Equipment	0	0	0	0		0		0
342	Stores Equipment	0	0	0	0		0		0
343	Tools, Shop and Garage Equipment	15,576	727	0	16,303	1,033	15,270	1.10%	164
344	Laboratory Equipment	0	0	0	0		0		0
345	Power Operated Equipment	819	0	0	819	82	737	5.00%	37
346	Communication Equipment	0	0	0	0		0		0
347	Miscellaneous Equipment	0	0	0	0		0		0
348	Other Tangible Plant	0	0	0	0		0		0
	Subtotal	\$570,371	\$727	\$0	\$571,098	\$272,438	\$298,660		\$6,075

Contribution(s) in Aid of Construction (Gross)
Less: Non Amortizable Contribution(s)
Fully Amortized Contribution(s)
Amortizable Contribution(s)
Times: Proposed Amortization Rate
Amortization of CIAC

\$0
2.03%
\$0

Less: Amortization of CIAC:

DEPRECIATION EXPENSE:

0
 Annual Report
 Balance Sheet Assets
 12/31/22

Balance Sheet Assets				
	Assets		Balance at Beginning of Year (2022)	Balance at End of Year (2022)
Account No.	Current and Accrued Assets			
131	Cash		\$10,234	\$21,477
134	Working Funds			
135	Temporary Cash Investments			
141	Customer Accounts Receivable		11,091	11,091
146	Notes Receivable from Associated Companies			
151	Plant Material and Supplies		21,205	21,205
162	Prepayments			
174	Miscellaneous Current and Accrued Assets			
	Total Current and Accrued Assets		\$42,530	\$53,773
Account No.	Fixed Assets			
101	Utility Plant in Service*		\$570,371	\$571,098
103	Property Held for Future Use			
105	Construction Work in Progress		161	81
108	Accumulated Depreciation (enter as negative)*		(334,306)	(340,387)
121	Non-Utility Property			
122	Accumulated Depreciation - Non Utility			
	Total Fixed Assets		\$236,226	\$230,792
	Total Assets		\$278,756	\$284,565

*Note these items feed automatically from AR3 UPIS Page 4

Annual Report
Balance Sheet Liabilities and Owners Equity

Balance Sheet Liabilities and Owners Equity				
	Liabilities		Balance at Beginning of Year (2022)	Balance at End of Year (2022)
Account No.	Current Liabilities			
231	Accounts Payable		\$3,993	(\$2,297)
232	Notes Payable (Current Portion)			
234	Notes Payable to Associated Companies			
235	Customer Deposits		13,586	13,885
236	Accrued Taxes		4,795	2,576
237	Accrued Interest			
242	Miscellaneous Current and Accrued Liabilities		1,110	287
	Total Current Liabilities		\$23,484	\$14,452
	Long Term Debt			
224	Long Term Debt (Notes and Bonds)		\$60,404	\$58,364
	Deferred Credits			
251	Unamortized Premium on Debt			
252	Advances in Aid of Construction		191,822	191,822
255	Accumulated Deferred Investment Tax Credits			
271	Contributions in Aid of Construction		67,009	67,009
272	Less: Amortization of Contributions			
281	Accumulated Deferred Income Tax			
	Total Deferred Credits		\$258,831	\$258,831
	Total Liabilities		\$342,719	\$331,647
	Capital Accounts			
201	Common Stock Issued		\$13,315	\$13,535
211	Other Paid-In Capital			
215	Retained Earnings		(77,279)	(60,617)
218	Proprietary Capital (Sole Props and Partnerships)			
	Total Capital		(\$63,964)	(\$47,081)
	Total Liabilities and Capital		\$278,755	\$284,565

Note: Total liabilities and Capital must match total assets for the beginning and end of the year!

Water Comparative Income Statement			
Account No.	Calendar Year	Current Year 01/01/2022 - 12/31/2022	Last Year 01/01/2021 - 12/31/2021
	Operating Revenue		
461	Metered Water Revenue	\$151,708	\$139,804
460	Unmetered Water Revenue	824	330
462	Fire Protection Revenue		
469	Guaranteed Revenues (Surcharges)		
471	Miscellaneous Service Revenues		
474	Other Water Revenue	35	
	Total Revenues	\$152,567	\$140,134
	Operating Expenses		
601	Salaries and Wages	\$21,157	\$17,107
604	Employee Pensions and Benefits		
610	Purchased Water	55,292	50,147
615	Purchased Power		
618	Chemicals		
620	Materials and Supplies	27,968	
620.1	Repairs and Maintenance	27,968	38,028
620.2	Office Supplies and Expense	9,826	9,937
630	Contractual Services		
631	Contractual Services - Engineering		
632	Contractual Services - Accounting		
633	Contractual Services - Legal		
634	Contractual Services - Management Fees		
635	Contractual Services - Water Testing		1,723
636	Contractual Services - Other		
640	Rents		
641	Rental of Building/Real Property		
642	Rental of Equipment		
650	Transportation Expenses	1,478	1,200
657	Insurance - General Liability	2,358	2,500
657.1	Insurance - Health and Life		
665	Regulatory Commission Expense - Rate		
670	Bad Debt Expense	1,125	1,515
675	Miscellaneous Expense	256	2,641
403	Depreciation Expense (From Schedule AR4)	6,075	12,736
408	Taxes Other Than Income	2,409	4,657
408.11	Property Taxes	4,758	5,383
409	Income Taxes		
427.1	Customer Security Deposit Interest		
	Total Operating Expenses	\$160,671	\$147,574
	Operating Income / (Loss)	(\$8,103)	(\$7,440)
	Other Income / (Expense)		
419	Interest and Dividend Income		
421	Non-Utility Income		
426	Miscellaneous Non-Utility (Expense)		
427	Interest (Expense)		
	Total Other Income / (Expense)	\$0	\$0
	Net Income / (Loss)	(\$8,103)	(\$7,440)

Full time equivalent employees

	Direct Company	Allocated	Outside service	Total
President				0.0
Vice-president				0.0
Manager				0.0
Engineering Staff				0.0
System Operator(s)	200.0			200.0
Meter reader	150.0	3.0		153.0
Customer Service				0.0
Accounting				0.0
Business Office	40.0	20.0		60.0
Rates Department				0.0
Administrative Staff				0.0
Other				0.0
Total	390.0	23.0	0.0	413.0

Supplemental Financial Data (Long-Term Debt)				
	Loan #1	Loan #2	Loan #3	Loan #4
Date Issued	10/9/2001			
Source of Loan	USDA			
ACC Decision No.	61894			
Reason for Loan	Water Tank/Water Main			
Dollar Amt. Issued	\$95,000			
Amount Outstanding	\$58,102			
Date of Maturity	10/4/2024			
Interest Rate	4.50%			
Current Year Interest	\$2,882			
Current Year Principal	\$2,302			

Meter Deposit Balance at Test Year End:

Meter Deposits Refunded During the Test Year:

List all bonds, notes, loans, and other types of indebtedness in which the proceeds were used in the provision of public utility service. Indebtedness incurred for personal uses by the owner of the utility should not be listed. Input 0 or none if there is nothing to report for that cell.

Water Utility Plant Description (Continued)
--

For the following three items, list the utility owned assets in each category for each system.

TREATMENT EQUIPMENT:	
-----------------------------	--

STRUCTURES:	
--------------------	--

OTHER:	
---------------	--

Provide a calculation used to determine the value of one water equivalent residential connection (ERC).

Use one of the following methods:

- (a) If actual flow data are available from the preceding 12 months, divide the total annual single family residence (SFR) gallons sold by the average number of single family residence customers for the same period and divide the result by 365 days.
- (b) If no historical flow data are available, use:
 $ERC = (\text{Total SFR gallons sold (Omit 000)} / 365 \text{ days} / 350 \text{ gallons per day})$

ERC

Method used:

Customer and Other Information	
Name of the System:	EIDEN WATER COMPANY INC
ADEQ Public Water System Number:	AZ0405003
ADWR PCC Number:	91-000168.0000

Month	Number of Customers				Other Non-Residential
	Single-Family	Multi-Family	Commercial	Turf/Irrigation	
January	157		3		
February	157		3		
March	157		3		
April	157		3		
May	157		3		
June	157		3		
July	157		3		
August	157		3		
September	157		3		
October	157		3		
November	157		3		
December	157		3		

If the system has fire hydrants, what is the fire flow requirements? GPM for hrs.

Does the system have chlorination treatment?

Does the Company have an ADWR Gallons Per Capita Per Day (GPCPD) requirement?
 If yes, provide the GPCPD amount:

Is the Water Utility located in an ADWR Active Management Area (AMA)?
 If yes, which AMA?

What is the present system connection capacity (in ERCs *) using existing lines?

What is the future system connection capacity (in ERCs *) upon service area buildout?

Describe any plans and estimated completion dates for any enlargements or improvements of this system.

* an ERC is based on the calculation on the bottom of AR9 page 12.

0

Annual Report
Utility Shutoffs / Disconnects
12/31/22

Utility Shutoffs / Disconnects	
Name of the System:	EDEN WATER COMPANY INC
ADEQ Public Water System Number:	AZ0405003
ADWR PCC Number:	91-000168.0000

Month	Termination without Notice R14-2-410.B	Termination with Notice R14-2-410.C	Other
January	0	0	
February	0	0	
March	0	0	
April	0	0	
May	0	0	
June	0	0	
July	0	0	
August	0	0	
September	0	0	
October	0	0	
November	0	1	
December	0	0	
Total	0	1	0

Other (description):

--

Instructions: Fill out the Grey Cells with the relevant information. Input 0 or none if there is nothing recorded in that account or there is no applicable information to report.

Annual Report
Property Taxes
12/31/22

Property Taxes	
Amount of actual property taxes paid during Calendar Year 2022 was	\$4,758

If no property taxes paid, explain why.

Instructions: Fill out the Grey Cells with the relevant information. Input 0 or none if there is nothing recorded in the is no applicable information to report.

Verification and Sworn Statement (Taxes)

Verification: State of Arizona I, the undersigned of the
(state name)

County of (county name): Graham
Name (owner or official) title: Jay D. Colvin
Company name: Edna Water Company, Inc.

DO SAY THAT THIS ANNUAL UTILITY PROPERTY TAX AND SALES TAX REPORT TO THE ARIZONA CORPORATION COMMISSION.

FOR THE YEAR ENDING: 12/31/22

HAS BEEN PREPARED UNDER MY DIRECTION, FROM THE ORIGINAL BOOKS, PAPERS AND RECORDS OF SAID UTILITY; THAT I HAVE CAREFULLY EXAMINED THE SAME, AND DECLARE THE SAME TO BE A COMPLETE AND CORRECT STATEMENT OF BUSINESS AND AFFAIRS OF SAID UTILITY FOR THE PERIOD COVERED BY THIS REPORT IN RESPECT TO EACH AND EVERY MATTER AND THING SET FORTH, TO THE BEST OF MY KNOWLEDGE, INFORMATION AND BELIEF.

Sworn Statement:

RECEIVED
UTILITIES DIVISION
2023 APR 11 A 10:22
ARIZONA CORPORATION
COMMISSION

Jay D. Colvin
Signature of owner/official

telephone no.

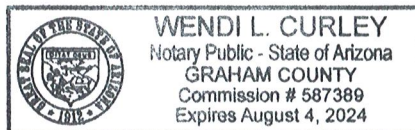
SUBSCRIBED AND SWORN TO BEFORE ME A NOTARY PUBLIC
IN AND FOR THE COUNTY

THIS 6th DAY OF Graham
April 2023
(month) and (year)

MY COMMISSION EXPIRES

8/4/24
(date)

Wendi L. Curley
(signature of notary public)



Verification and Sworn Statement

Verification:

State of Arizona I, the undersigned of the
(state name)
County of (county name): Graham
Name (owner or official) title: Jay D. Colvin
Company name: Eden Water Company, Inc.

DO SAY THAT THIS ANNUAL UTILITY PROPERTY TAX AND SALES TAX REPORT TO THE ARIZONA CORPORATION COMMISSION.

FOR THE YEAR ENDING: 12/31/22

HAS BEEN PREPARED UNDER MY DIRECTION, FROM THE ORIGINAL BOOKS, PAPERS AND RECORDS OF SAID UTILITY; THAT I HAVE CAREFULLY EXAMINED THE SAME, AND DECLARE THE SAME TO BE A COMPLETE AND CORRECT STATEMENT OF BUSINESS AND AFFAIRS OF SAID UTILITY FOR THE PERIOD COVERED BY THIS REPORT IN RESPECT TO EACH AND EVERY MATTER AND THING SET FORTH, TO THE BEST OF MY KNOWLEDGE, INFORMATION AND BELIEF.

Sworn Statement: IN ACCORDANCE WITH THE REQUIREMENTS OF TITLE 40, ARTICLE 8, SECTION 40-401, ARIZONA REVISED STATUTES, IT IS HEREIN REPORTED THAT THE GROSS OPERATING REVENUE OF SAID UTILITY DERIVED FROM ARIZONA INTRASTATE UTILITY OPERATIONS DURING THE CALENDAR YEAR WAS:

Arizona Intrastate Gross Operating Revenues Only (\$)

\$152,567

(The amount in the box above includes

\$6,619 in sales taxes
billed or collected)

RECEIVED
UTILITIES DIVISION
2023 APR 11 A 10:22
ARIZONA CORPORATION
COMMISSION

Jay D. Colvin
signature of owner/official

0

telephone no.

SUBSCRIBED AND SWORN TO BEFORE ME A NOTARY PUBLIC
IN AND FOR THE COUNTY

THIS

16th


DAY OF

Graham
(county name)

April 2023
(month) and (year)

MY COMMISSION EXPIRES

8/4/24
(date)



Wendi L. Curley
(signature of notary public)

Verification and Sworn Statement (Residential Revenue)

Verification:

State of Arizona I, the undersigned of the
(state name)

County of (county name): Graham
Name (owner or official) title: Jay D. Colvin
Company name: Eden Water Company, Inc.

DO SAY THAT THIS ANNUAL UTILITY PROPERTY TAX AND SALES TAX REPORT TO THE ARIZONA CORPORATION COMMISSION.

FOR THE YEAR ENDING: 12/31/22

HAS BEEN PREPARED UNDER MY DIRECTION, FROM THE ORIGINAL BOOKS, PAPERS AND RECORDS OF SAID UTILITY; THAT I HAVE CAREFULLY EXAMINED THE SAME, AND DECLARE THE SAME TO BE A COMPLETE AND CORRECT STATEMENT OF BUSINESS AND AFFAIRS OF SAID UTILITY FOR THE PERIOD COVERED BY THIS REPORT IN RESPECT TO EACH AND EVERY MATTER AND THING SET FORTH, TO THE BEST OF MY KNOWLEDGE, INFORMATION AND BELIEF.

Sworn Statement:

IN ACCORDANCE WITH THE REQUIREMENTS OF TITLE 40, ARTICLE 8, SECTION 40-401, ARIZONA REVISED STATUTES, IT IS HEREIN REPORTED THAT THE GROSS OPERATING REVENUE OF SAID UTILITY DERIVED FROM ARIZONA INTRASTATE UTILITY OPERATIONS RECEIVED FROM RESIDENTIAL CUSTOMERS DURING THE CALENDAR YEAR WAS:

Arizona Intrastate Gross Operating Revenues Only (\$)

\$152,567

(The amount in the box above includes

\$6,619 in sales taxes
billed or collected)

Jay D. Colvin
signature of owner/official

0
telephone no.

RECEIVED
UTILITIES DIVISION
2023 APR 11 A 10:22
ARIZONA CORPORATION
COMMISSION

SUBSCRIBED AND SWORN TO BEFORE ME A NOTARY PUBLIC
IN AND FOR THE COUNTY


Graham
(county name)

THIS

12th DAY OF April 2023
(month) and (year)

MY COMMISSION EXPIRES

8/4/24
(date)



Wendi L. Curley
(signature of notary public)

0

Annual Report
for Income Tax Statement of Certification
12/31/22

for Income Tax Statement of Certification

Verification:

State of Arizona I, the undersigned of the
(state name)

County of (county name): Graham
Name (owner or official) title: Jay D. Colvin
Company name: Eden Water Company, Inc.

FOR THE YEAR ENDING: 12/31/22

Sworn Statement:

IN ACCORDANCE WITH THE REQUIREMENTS OF DECISION NO. 77084, BECAUSE THE UTILITY REQUIRES THE GROSS UP OF ADVANCES AND CONTRIBUTIONS, I HEREBY STATE THAT THE UTILITY A NET INCREASE IN CURRENT INCOME TAX EXPENSE OR A DECREASE IN DEFERRED TAX ASSET FOR A CARRY FORWARD ACCORDING TO GAAP IN AN AMOUNT EQUAL TO OR GREATER THAN THE AMOUNT OF THE REQUIRED GROSS UP PAID BY DEVELOPERS IN THE PERIOD COVERED BY THIS ANNUAL REPORT.

Jay D. Colvin
signature of owner/official

0
telephone no.

RECEIVED
UTILITIES DIVISION
2023 APR 11 A 10:22
ARIZONA CORPORATION
COMMISSION

SUBSCRIBED AND SWORN TO BEFORE ME, A NOTARY PUBLIC
IN AND FOR THE COUNTY Graham
(county name)

THIS 6th DAY OF April 2023
(month) and (year)

MY COMMISSION EXPIRES 8/4/24
(date)

Wendi L. Curley
(signature of notary public)

