

RECEIVED

BY EMAIL

6/29/2022 1:21 PM

ARIZONA CORPORATION COMMISSION  
UTILITIES DIVISION

**ANNUAL REPORT**

Of

Company Name:

Eden Water Company, Inc.

Mailing Address:

9488 Hot Springs Rd  
Eden, AZ 85535

Docket No.:

For the Year Ended:

12/31/21

**WATER UTILITY**

To

Arizona Corporation Commission

**Due on April 15th**

Email: Util-Compliance@azcc.gov, mail or deliver the completed Annual Report to:

Arizona Corporation Commission  
Compliance Section - Utilities Division  
1200 West Washington Street  
Phoenix, Arizona 85007

Application Type:

Original Filing

Application Date:

6/28/2022

ARIZONA CORPORATION COMMISSION  
WATER UTILITY ANNUAL REPORT

0

A Class  Utility

For the Calendar Year Ended: 12/31/21

Primary Address: 

9488 Hot Springs Road			
City:	Eden	State:	Arizona
		Zip Code:	85535

Telephone Number: (928)792-7138

Date of Original Organization of Utility:

Person to whom correspondence should be addressed concerning this report:

Name: Jay D. Colvin  
Telephone No. : (928)792-3226  
Address: 9528 Hot Springs Road  
City: Eden State: Arizona Zip Code: 85535  
Email: edenwatersoft@gmail.com

Name: Sebrina Davis  
Telephone No. : (928)792-7138  
Address: 9488 Hot Springs Road  
City: Eden State: Arizona Zip Code: 85535  
Email: edenwatersoft@gmail.com

Name:   
Telephone No. :   
Address:   
City:  State:  Zip Code:   
Email:

Name:   
Telephone No. :   
Address:   
City:  State:  Zip Code:   
Email:

Name:   
Telephone No. :   
Address:   
City:  State:  Zip Code:   
Email:

Ownership:

Counties Served:

**Important changes during the year**

No	For those companies not subject to the affiliated interest rules, has there been a change in ownership or direct control during the year?
If yes, please provide specific details in the box below.	

No	Has the company been notified by any other regulatory authorities during the year, that they are out of compliance?
If yes, please provide specific details in the box below.	

Annual Report  
Utility Plant in Service (Water)  
12/31/21

Utility Plant in Service (Water)							
Account No.	Description	Beginning Year Original Cost	Current Year Additions	Current Year Retirements	Adjusted Original Cost	Accumulated Depreciation	OCLD (OC less AD)
301	Organization				\$0		\$0
302	Franchises				0		0
303	Land and Land Rights	354			354		354
304	Structures and Improvements	32,584			32,584	4,157	28,427
305	Collecting & Improving Reservoirs				0		0
306	Lake, River, Canal Intakes				0		0
307	Wells and Springs				0		0
308	Infiltration Galleries				0		0
309	Supply Mains				0		0
310	Power Generation Equipment				0		0
311	Pumping Equipment				0		0
320	Water Treatment Equipment				0		0
320.1	Water Treatment Plants				0		0
320.2	Solution Chemical Feeders				0		0
320.3	Point-of-Use Treatment Devices				0		0
330	Distribution Reservoirs and Standpipes				0		0
330.1	Storage Tanks	103,954			103,954	90,973	12,981
330.2	Pressure Tanks				0		0
331	Transmission and Distribution Mains	385,297			385,297	224,558	160,739
333	Services	11,551			11,551	3,258	8,293
334	Meters and Meter Installations	11,224			11,224	2,306	8,918
335	Hydrants	8,890			8,890	7,883	1,007
336	Backflow Prevention Devices				0		0
339	Other Plant and Misc. Equipment				0		0
340	Office Furniture and Equipment	122			122	56	66
340.1	Computer & Software				0		0
341	Transportation Equipment				0		0
342	Stores Equipment				0		0
343	Tools, Shop and Garage Equipment	862	14,714		15,576	1,033	14,543
344	Laboratory Equipment				0		0
345	Power Operated Equipment	819			819	82	737
346	Communication Equipment				0		0
347	Miscellaneous Equipment				0		0
348	Other Tangible Plant				0		0
	<b>Totals</b>	<b>\$555,657</b>	<b>\$14,714</b>	<b>\$0</b>	<b>\$570,371</b>	<b>\$334,306</b>	<b>\$236,065</b>

0  
Annual Report  
Depreciation Expense for the Current Year (Water)  
12/31/21

Depreciation Expense for the Current Year (Water)									
Account No.	Description	Beginning Year Original Cost	Current Year Additions	Current Year Retirements	Adjusted Original Cost	Fully Depreciated/Non-depreciable Plant	Depreciable Plant	Depreciation Percentages	Depreciation Expense
301	Organization	\$0	\$0	\$0	\$0		\$0		\$0
302	Franchises	0	0	0	0		0		0
303	Land and Land Rights	354	0	0	354		354		0
304	Structures and Improvements	32,584	0	0	32,584		32,584	3.33%	1,085
305	Collecting & Improving Reservoirs	0	0	0	0		0		0
306	Lake, River, Canal Intakes	0	0	0	0		0		0
307	Wells and Springs	0	0	0	0		0		0
308	Infiltration Galleries	0	0	0	0		0		0
309	Supply Mains	0	0	0	0		0		0
310	Power Generation Equipment	0	0	0	0		0		0
311	Pumping Equipment	0	0	0	0		0		0
320	Water Treatment Equipment	0	0	0	0		0		0
320.1	Water Treatment Plants	0	0	0	0		0		0
320.2	Solution Chemical Feeders	0	0	0	0		0		0
320.3	Point-of-Use Treatment Devices	0	0	0	0		0		0
330	Distribution Reservoirs and Standpipes	0	0	0	0		0		0
330.1	Storage Tanks	103,954	0	0	103,954		103,954	2.22%	2,308
330.2	Pressure Tanks	0	0	0	0		0		0
331	Transmission and Distribution Mains	385,297	0	0	385,297		385,297	2.00%	7,706
333	Services	11,551	0	0	11,551		11,551	3.33%	385
334	Meters and Meter Installations	11,224	0	0	11,224		11,224	8.33%	935
335	Hydrants	8,890	0	0	8,890		8,890	2.00%	178
336	Backflow Prevention Devices	0	0	0	0		0		0
339	Other Plant and Misc. Equipment	0	0	0	0		0		0
340	Office Furniture and Equipment	122	0	0	122		122	6.67%	8
340.1	Computer & Software	0	0	0	0		0		0
341	Transportation Equipment	0	0	0	0		0		0
342	Stores Equipment	0	0	0	0		0		0
343	Tools, Shop and Garage Equipment	862	14,714	0	15,576		15,576	1.10%	90
344	Laboratory Equipment	0	0	0	0		0		0
345	Power Operated Equipment	819	0	0	819		819	5.00%	41
346	Communication Equipment	0	0	0	0		0		0
347	Miscellaneous Equipment	0	0	0	0		0		0
348	Other Tangible Plant	0	0	0	0		0		0
	<b>Subtotal</b>	<b>\$555,657</b>	<b>\$14,714</b>	<b>\$0</b>	<b>\$570,371</b>	<b>\$0</b>	<b>\$570,371</b>		<b>\$12,736</b>

Contribution(s) in Aid of Construction (Gross)  
Less: Non Amortizable Contribution(s)  
Fully Amortized Contribution(s)  
Amortizable Contribution(s) **\$0**  
Times: Proposed Amortization Rate 2.23%  
Amortization of CIAC **\$0**

Less: Amortization of CIAC **\$0**

DEPRECIATION EXPENSE **\$12,736**

0

Annual Report  
 Balance Sheet Assets  
 12/31/21

<b>Balance Sheet Assets</b>				
	<b>Assets</b>		<b>Balance at Beginning of Year (2021)</b>	<b>Balance at End of Year (2021)</b>
<b>Account No.</b>	<b>Current and Accrued Assets</b>			
131	Cash		\$30,253	\$10,234
134	Working Funds			
135	Temporary Cash Investments			
141	Customer Accounts Receivable		615	11,091
146	Notes Receivable from Associated Companies			
151	Plant Material and Supplies		24,598	21,205
162	Prepayments			
174	Miscellaneous Current and Accrued Assets			
	<b>Total Current and Accrued Assets</b>		<b>\$55,466</b>	<b>\$42,530</b>
<b>Account No.</b>	<b>Fixed Assets</b>			
101	Utility Plant in Service*		\$555,657	\$570,371
103	Property Held for Future Use			
105	Construction Work in Progress		205	161
108	Accumulated Depreciation (enter as negative)*		(321,490)	(334,306)
121	Non-Utility Property			
122	Accumulated Depreciation - Non Utility			
	<b>Total Fixed Assets</b>		<b>\$234,372</b>	<b>\$236,226</b>
	<b>Total Assets</b>		<b>\$289,838</b>	<b>\$278,755</b>

\*Note these items feed automatically from AR3 UPIS Page 4

Annual Report  
Balance Sheet Liabilities and Owners Equity

<b>Balance Sheet Liabilities and Owners Equity</b>				
	<b>Liabilities</b>		<b>Balance at Beginning of Year (2021)</b>	<b>Balance at End of Year (2021)</b>
<b>Account No.</b>	<b>Current Liabilities</b>			
231	Accounts Payable		\$1,281	\$3,993
232	Notes Payable (Current Portion)			
234	Notes Payable to Associated Companies			
235	Customer Deposits			13,586
236	Accrued Taxes			4,795
237	Accrued Interest		12,731	
242	Miscellaneous Current and Accrued Liabilities		(595)	1,110
	<b>Total Current Liabilities</b>		<b>\$13,417</b>	<b>\$23,484</b>
	<b>Long Term Debt</b>			
224	Long Term Debt (Notes and Bonds)		\$54,383	\$60,404
	<b>Deferred Credits</b>			
251	Unamortized Premium on Debt			
252	Advances in Aid of Construction		196,001	191,822
255	Accumulated Deferred Investment Tax Credits			
271	Contributions in Aid of Construction		61,955	67,009
272	Less: Amortization of Contributions			
281	Accumulated Deferred Income Tax			
	<b>Total Deferred Credits</b>		<b>\$257,956</b>	<b>\$258,831</b>
	<b>Total Liabilities</b>		<b>\$325,756</b>	<b>\$342,719</b>
	<b>Capital Accounts</b>			
201	Common Stock Issued		\$12,008	\$13,315
211	Other Paid-In Capital		1,427	
215	Retained Earnings		(49,354)	(77,279)
218	Proprietary Capital (Sole Props and Partnerships)		1	
	<b>Total Capital</b>		<b>(\$35,918)</b>	<b>(\$63,964)</b>
	<b>Total Liabilities and Capital</b>		<b>\$289,838</b>	<b>\$278,755</b>

**Note: Total liabilities and Capital must match total assets for the beginning and end of the year!**

<b>Water Comparative Income Statement</b>			
Account No.	Calendar Year	Current Year 01/01/2021 -	Last Year 01/01/2020 - 12/31/2020
	<b>Operating Revenue</b>		
461	Metered Water Revenue	\$139,804	\$138,721
460	Unmetered Water Revenue	330	570
462	Fire Protection Revenue		
469	Guaranteed Revenues (Surcharges)		
471	Miscellaneous Service Revenues		
474	Other Water Revenue		
	<b>Total Revenues</b>	<b>\$140,134</b>	<b>\$139,291</b>
	<b>Operating Expenses</b>		
601	Salaries and Wages	\$17,107	\$20,155
604	Employee Pensions and Benefits		
610	Purchased Water	50,147	50,897
615	Purchased Power		
618	Chemicals		
620	Materials and Supplies		
620.1	Repairs and Maintenance	38,028	6,825
620.2	Office Supplies and Expense	9,937	16,687
630	Contractual Services		
631	Contractual Services - Engineering		
632	Contractual Services - Accounting		
633	Contractual Services - Legal		
634	Contractual Services - Management Fees		
635	Contractual Services - Water Testing	1,723	3,362
636	Contractual Services - Other		
640	Rents		
641	Rental of Building/Real Property		
642	Rental of Equipment		
650	Transportation Expenses	1,200	1,200
657	Insurance - General Liability	2,500	1,610
657.1	Insurance - Health and Life		
665	Regulatory Commission Expense - Rate		
670	Bad Debt Expense	1,515	
675	Miscellaneous Expense	2,641	1
403	Depreciation Expense (From Schedule AR4)	12,736	6,275
408	Taxes Other Than Income	4,657	1,325
408.11	Property Taxes	5,383	5,021
409	Income Taxes		
427.1	Customer Security Deposit Interest		
	<b>Total Operating Expenses</b>	<b>\$147,572</b>	<b>\$113,358</b>
	<b>Operating Income / (Loss)</b>	<b>(\$7,439)</b>	<b>\$25,933</b>
	<b>Other Income / (Expense)</b>		
419	Interest and Dividend Income		
421	Non-Utility Income		
426	Miscellaneous Non-Utility (Expense)		
427	Interest (Expense)		3,144
	<b>Total Other Income / (Expense)</b>	<b>\$0</b>	<b>\$3,144</b>
	<b>Net Income / (Loss)</b>	<b>(\$7,439)</b>	<b>\$29,077</b>



0

Annual Report  
Full time equivalent employees  
12/31/21

**Full time equivalent employees**

	Direct Company	Allocated	Outside service	Total
President		0.0		0.0
Vice-president		0.0		0.0
Manager				0.0
Engineering Staff				0.0
System Operator(s)	200.0			200.0
Meter reader	146.0	3.0		149.0
Customer Service				0.0
Accounting				0.0
Business Office	1,200.0	20.0		1,220.0
Rates Department				0.0
Administrative Staff				0.0
Other				0.0
<b>Total</b>	<b>1,546.0</b>	<b>23.0</b>	<b>0.0</b>	<b>1,569.0</b>

Annual Report  
 Supplemental Financial Data (Long-Term Debt)  
 12/31/21

Supplemental Financial Data (Long-Term Debt)				
	Loan #1	Loan #2	Loan #3	Loan #4
Date Issued	10/9/2001			
Source of Loan	USDA			
ACC Decision No.	61894			
Reason for Loan	Water Tank/Water Main			
Dollar Amt. Issued	\$95,000			
Amount Outstanding				
Date of Maturity	10/4/2041			
Interest Rate	4.50%			
Current Year Interest				
Current Year Principal				

Meter Deposit Balance at Test Year End:	\$0
---	-----

Meter Deposits Refunded During the Test Year:	\$0
---	-----

*List all bonds, notes, loans, and other types of indebtedness in which the proceeds were used in the provision of public utility service. Indebtedness incurred for personal uses by the owner of the utility should not be listed. Input 0 or none if there is nothing to report for that cell.*

**Well and Water Usage**

Name of the System: EDEN WATER COMPANY INC											
ADEQ Public Water System Number: AZ0405003											
ADWR PCC Number: 91-000168 0000											
Well registry 55# (55-XXXXXX):	Pump Horsepower	Pump Yield (gpm)	Casing Depth (feet)	Casing Diameter (inches)	Pump Motor Type **	Year Drilled	Water Level 2011	Water Level 2021	Meter Size (inches)	How measured:	Active

Name of system water delivered to: \_\_\_\_\_

ADWR PCC Number: \_\_\_\_\_

Source of water delivered to another system: \_\_\_\_\_

Name of system water received from: GRAHAM COUNTY UTILITIES

ADWR PCC Number: 91-000167 0000

Source of water received: \_\_\_\_\_

Well registry 55# (55-XXXXXX): \_\_\_\_\_

Month	Water withdrawn (gallons) <sup>1</sup>	Water sold (gallons) <sup>2</sup>	Water delivered (sold) to other systems (gallons) <sup>3</sup>	Water received (purchased) from other systems (gallons) <sup>4</sup>	Estimated authorized use (gallons) <sup>5</sup>	Purchased Power Expense <sup>6</sup>	Purchased Power (kWh) <sup>7</sup>
January		1,124,000.00		2,112,400.00			
February		1,370,000.00		2,126,600.00			
March		1,095,000.00		408,000.00			
April		906,000.00		1,695,400.00			
May		1,060,000.00		2,140,800.00			
June		1,409,000.00		2,053,000.00			
July		1,505,944.00		2,289,100.00			
August		1,102,000.00		1,861,300.00			
September		1,281,000.00		1,800,800.00			
October		1,138,000.00		2,156,300.00			
November		1,177,000.00		1,824,700.00			
December		1,361,000.00		2,682,300.00			
<b>Totals</b>	<b>0.00</b>	<b>14,528,958.00</b>	<b>0.00</b>	<b>23,150,900.00</b>	<b>0.00</b>	<b>\$0</b>	<b>0</b>

**If applicable, in the space below please provide a description for all un-metered water use along with amounts:**

<sup>1</sup> Water withdrawn - Total gallons of water withdrawn from pumped sources.  
<sup>2</sup> Water sold - Total gallons from customer meters, and other sales such as construction water.  
<sup>3</sup> Water delivered (sold) to other systems - Total gallons of water delivered to other systems.  
<sup>4</sup> Water received (purchased) from other systems - Total gallons of water purchased/received from other systems.  
<sup>5</sup> Estimated authorized use - Total estimated gallons from authorized metered or unmetered use. Authorized uses such as flushing ( mains, services and hydrants) draining/cleaning tanks, process, construction, fire fighting, etc. Non-authorized use (real losses) are service line breaks and leaks, water main breaks, meter inaccuracies and theft.  
<sup>6</sup> Enter the total purchased power costs for the power meters associated with this system.  
<sup>7</sup> Enter the total purchased kWh used by the power meters associated with this system.

Water Utility Plant Description			
Name of the System:	EDEN WATER COMPANY INC		
ADEQ Public Water System Number:			AZ0405003
ADWR PCC Number:			91-000168.0000

MAINS		
Sizes (inches)	Material	Length (feet)
2.00	PVC	12,768
3.00	PVC	15,860
4.00	PVC	36,960
5.00		
6.00	PVC	16,960

CUSTOMER METERS			
Size (inches)	Quantity	Percent over 1,000,000 gallons	Percent over 10 years old
5/8 X 3/4			
0.75			
2			

SERVICE LINES		
Material	Percent of system	Year installed

BOOSTER PUMPS		
Horsepower	GPM	Quantity
90		1

FIRE HYDRANTS	
Type	Quantity
Standard *	6
Other	6

STORAGE TANKS			
Capacity (gallons)	Material	Quantity	Year installed
20,000			1
35,000			1
150,000			1

PRESSURE/BLADDER TANKS			
Capacity (gallons)	Material	Quantity	Year installed
50,000		1	

\* A standard fire hydrant has two 2.5 inch hose connection nozzles with 7.5 threads per inch, and one 4.5 inch pumper connection nozzle with 4 threads per inch.

**Water Utility Plant Description (Continued)**

For the following three items, list the utility owned assets in each category for each system.

<b>TREATMENT EQUIPMENT:</b>	All water for our customers is purchase and treated by Graham County Utilities Co.
<b>STRUCTURES:</b>	1 Cement Block Building 1 Pressure tank 1 Small metal building
<b>OTHER:</b>	6 Foot Chain Link Fencing around both building and storage tank

Provide a calculation used to determine the value of one water equivalent residential connection (ERC).

Use one of the following methods:

- (a) If actual flow data are available from the preceding 12 months, divide the total annual single family residence (SFR) gallons sold by the average number of single family residence customers for the same period and divide the result by 365
- (b) If no historical flow data are available, use:  
 $ERC = ( \text{Total SFR gallons sold (Omit 000)} / 365 \text{ days} / 350 \text{ gallons per day} )$

ERC   
 Method used:

Customer and Other Information	
Name of the System:	EDEN WATER COMPANY INC
ADEQ Public Water System Number:	AZ0405003
ADWR PCC Number:	91-000168.0000

Month	Number of Customers				Other Non-Residential
	Single-Family	Multi-Family	Commercial	Turf/Irrigation	
January	138		2		
February	138		2		
March	139		2		
April	138		2		
May	139		2		
June	140		2		
July	144		2		
August	146		2		
September	148		2		
October	152		2		
November	152		2		
December	154		2		

If the system has fire hydrants, what is the fire flow requirements?  GPM for  hrs.

Does the system have chlorination treatment?

Does the Company have an ADWR Gallons Per Capita Per Day (GPCPD) requirement?   
 If yes, provide the GPCPD amount:

Is the Water Utility located in an ADWR Active Management Area (AMA)?   
 If yes, which AMA?

What is the present system connection capacity (in ERCs \*) using existing lines?

What is the future system connection capacity (in ERCs \*) upon service area buildout?

Describe any plans and estimated completion dates for any enlargements or improvements of this system.

\* an ERC is based on the calculation on the bottom of AR9 page 12.

0

**Annual Report**

Utility Shutoffs / Disconnects

12/31/21

Utility Shutoffs / Disconnects	
Name of the System:	EDEN WATER COMPANY INC
ADEQ Public Water System Number:	AZ0405003
ADWR PCC Number:	91-000168.0000

Month	Termination without Notice R14-2-410.B	Termination with Notice R14-2-410.C	Other
January	0	0	
February	0	0	
March	0	0	
April	0	0	
May	0	0	
June	0	0	
July	0	0	
August	0	0	
September	0	0	
October	0	0	
November	0	0	
December	0	0	
<b>Total</b>	<b>0</b>	<b>0</b>	<b>0</b>

**Other (description):**

We had a lot of late charges but no one was terminated unless they moved.

**Instructions:** Fill out the Grey Cells with the relevent information. Input 0 or none if there is nothing recorded in that account or there is no applicable information to report

0

Annual Report  
Property Taxes  
12/31/21

**Property Taxes**

Amount of actual property taxes paid during Calendar Year 2021 was

\$2,731

If no property taxes paid, explain why.

[Large greyed-out area for explanation]

**Instructions:** Fill out the Grey Cells with the relevant information. Input 0 or none if there is nothing recorded in that account or there is no applicable information to report.



**Verification and Sworn Statement (Taxes)**

Verification: State of Arizona, the undersigned of the  
(state name)

County of (county name): Graham  
Name (owner or official) title: Jay D Colvin  
Company name: 0

DO SAY THAT THIS ANNUAL UTILITY PROPERTY TAX AND SALES TAX REPORT TO THE ARIZONA CORPORATION COMMISSION.

FOR THE YEAR ENDING: 12/31/21

HAS BEEN PREPARED UNDER MY DIRECTION, FROM THE ORIGINAL BOOKS, PAPERS AND RECORDS OF SAID UTILITY; THAT I HAVE CAREFULLY EXAMINED THE SAME, AND DECLARE THE SAME TO BE A COMPLETE AND CORRECT STATEMENT OF BUSINESS AND AFFAIRS OF SAID UTILITY FOR THE PERIOD COVERED BY THIS REPORT IN RESPECT TO EACH AND EVERY MATTER AND THING SET FORTH, TO THE BEST OF MY KNOWLEDGE, INFORMATION AND BELIEF.

Sworn Statement:

[Redacted Sworn Statement Line]

[Redacted Sworn Statement Line]

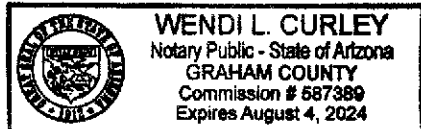
Jay D Colvin  
signature of owner/official

[Redacted Telephone Number Line]  
telephone no.

SUBSCRIBED AND SWORN TO BEFORE ME A NOTARY PUBLIC  
IN AND FOR THE COUNTY

THIS 29<sup>th</sup> DAY OF June 2022  
(month) and (year)

MY COMMISSION EXPIRES 8/4/2024  
(date)



Wendi L. Curley  
(signature of notary public)

**Verification and Sworn Statement**

**Verification:**

State of Arizona I, the undersigned of the  
(state name)  
County of (county name): Graham  
Name (owner or official) title: Jay D Colvin  
Company name: 0

DO SAY THAT THIS ANNUAL UTILITY PROPERTY TAX AND SALES TAX REPORT TO THE ARIZONA CORPORATION COMMISSION.

FOR THE YEAR ENDING: 12/31/21

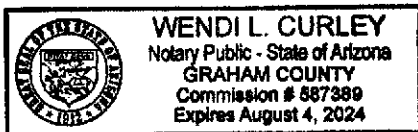
HAS BEEN PREPARED UNDER MY DIRECTION, FROM THE ORIGINAL BOOKS, PAPERS AND RECORDS OF SAID UTILITY; THAT I HAVE CAREFULLY EXAMINED THE SAME, AND DECLARE THE SAME TO BE A COMPLETE AND CORRECT STATEMENT OF BUSINESS AND AFFAIRS OF SAID UTILITY FOR THE PERIOD COVERED BY THIS REPORT IN RESPECT TO EACH AND EVERY MATTER AND THING SET FORTH, TO THE BEST OF MY KNOWLEDGE, INFORMATION AND BELIEF.

**Sworn Statement:** IN ACCORDANCE WITH THE REQUIREMENTS OF TITLE 40, ARTICLE 8, SECTION 40-401, ARIZONA REVISED STATUTES, IT IS HEREIN REPORTED THAT THE GROSS OPERATING REVENUE OF SAID UTILITY DERIVED FROM ARIZONA INTRASTATE UTILITY OPERATIONS DURING THE CALENDAR YEAR WAS

Arizona Intrastate Gross Operating Revenues Only (\$) \$140,128  
(The amount in the box above includes \$8,728 in sales taxes billed or collected)

Jay D Colvin  
signature of owner/official  
0  
telephone no.

SUBSCRIBED AND SWORN TO BEFORE ME A NOTARY PUBLIC  
IN AND FOR THE COUNTY Graham  
THIS 29<sup>th</sup> DAY OF June 2022  
(month) and (year)  
MY COMMISSION EXPIRES 8/4/2024  
(date)



Wendi L Curley  
signature of notary public

**Verification and Sworn Statement (Residential Revenue)**

**Verification:**

State of Arizona I, the undersigned of the  
(state name)

County of (county name): Graham  
Name (owner or official) title: Jay D Colvin  
Company name: Eden Vector Co Inc

DO SAY THAT THIS ANNUAL UTILITY PROPERTY TAX AND SALES TAX REPORT TO THE ARIZONA CORPORATION COMMISSION.

FOR THE YEAR ENDING: 12/31/21

HAS BEEN PREPARED UNDER MY DIRECTION, FROM THE ORIGINAL BOOKS, PAPERS AND RECORDS OF SAID UTILITY; THAT I HAVE CAREFULLY EXAMINED THE SAME, AND DECLARE THE SAME TO BE A COMPLETE AND CORRECT STATEMENT OF BUSINESS AND AFFAIRS OF SAID UTILITY FOR THE PERIOD COVERED BY THIS REPORT IN RESPECT TO EACH AND EVERY MATTER AND THING SET FORTH, TO THE BEST OF MY KNOWLEDGE, INFORMATION AND BELIEF.

**Sworn Statement:** IN ACCORDANCE WITH THE REQUIREMENTS OF TITLE 40, ARTICLE 8, SECTION 40-401, ARIZONA REVISED STATUTES, IT IS HEREIN REPORTED THAT THE GROSS OPERATING REVENUE OF SAID UTILITY DERIVED FROM ARIZONA INTRASTATE UTILITY OPERATIONS RECEIVED FROM RESIDENTIAL CUSTOMERS DURING THE CALENDAR YEAR WAS:

Arizona Intrastate Gross Operating Revenues Only (\$)

\$140,128

(The amount in the box above includes

\$8,728 in sales taxes  
billed or collected)

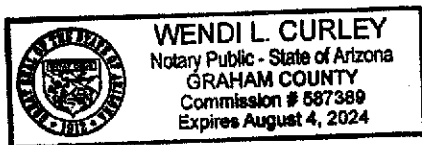
Jay D Colvin  
signature of owner/official

0  
telephone no.

SUBSCRIBED AND SWORN TO BEFORE ME A NOTARY PUBLIC  
IN AND FOR THE COUNTY Graham  
(county name)

THIS 29th DAY OF June 2022  
(month) and (year)

MY COMMISSION EXPIRES 8/04/2024  
(date)



Wendi L Curley  
(signature of notary public)

**for Income Tax Statement of Certification**

**Verification:**

State of Arizona, the undersigned of the  
(state name)

County of (county name): Graham  
Name (owner or official) title: Jay D Colvin  
Company name: 0 ~~Graham~~ Farm Water Co, Inc -  
SDC

FOR THE YEAR ENDING: 12/31/21

**Sworn Statement:**

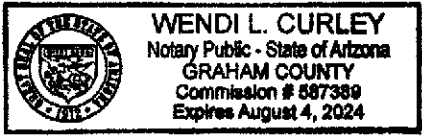
IN ACCORDANCE WITH THE REQUIREMENTS OF DECISION NO. 77084, BECAUSE THE UTILITY REQUIRES THE GROSS UP OF ADVANCES AND CONTRIBUTIONS, I HEREBY STATE THAT THE UTILITY A NET INCREASE IN CURRENT INCOME TAX EXPENSE OR A DECREASE IN DEFERRED TAX ASSET FOR A CARRY FORWARD ACCORDING TO GAAP IN AN AMOUNT EQUAL TO OR GREATER THAN THE AMOUNT OF THE REQUIRED GROSS UP PAID BY DEVELOPERS IN THE PERIOD COVERED BY THIS ANNUAL REPORT.

Jay D Colvin  
signature of owner/official  
  
0  
telephone no.

SUBSCRIBED AND SWORN TO BEFORE ME A NOTARY PUBLIC  
IN AND FOR THE COUNTY Graham  
(county name)

THIS 29<sup>th</sup> DAY OF June 2022  
(month) and (year)

MY COMMISSION EXPIRES 8/4/2024  
(date)



Wendi L Curley  
(signature of notary public)