

ANNUAL REPORT

Of

Company Name: Empirita Water Company, L.L.C.
2850 E. Skyline Dr., Ste. 100

Mailing Address: Tucson AZ
85718

Docket No.: W-03948A
For the Year Ended: 12/31/21

RECEIVED
BY EMAIL
05/12/2022, 12:01 PM
ARIZONA CORPORATION COMMISSION
UTILITIES DIVISION

WATER UTILITY

To

Arizona Corporation Commission

Due on April 15th

Email: Util-Compliance@azcc.gov, mail or deliver the completed Annual Report to:
Arizona Corporation Commission
Compliance Section - Utilities Division
1200 West Washington Street
Phoenix, Arizona 85007

Application Type: Original Filing
Application Date: 5/10/2022

ARIZONA CORPORATION COMMISSION
WATER UTILITY ANNUAL REPORT
Empirita Water Company, L.L.C.
A Class Utility

For the Calendar Year Ended:

Primary Address:
City: State: Zip Code:

Telephone Number:

Date of Original Organization of Utility:

Person to whom correspondence should be addressed concerning this report:

Name:
Telephone No. :
Address:
City: State: Zip Code:
Email:

Name:
Telephone No. :
Address:
City: State: Zip Code:
Email:

Name:
Telephone No. :
Address:
City: State: Zip Code:
Email:

Name:
Telephone No. :
Address:
City: State: Zip Code:
Email:

Name:
Telephone No. :
Address:
City: State: Zip Code:
Email:

Ownership:

Counties Served:

Important changes during the year
--

N/A	For those companies not subject to the affiliated interest rules, has there been a change in ownership or direct control during the year?
	If yes, please provide specific details in the box below.
	N/A

No	Has the company been notified by any other regulatory authorities during the year, that they are out of compliance?
	If yes, please provide specific details in the box below.
	N/A

Utility Plant in Service (Water)							
Account No.	Description	Beginning Year Original Cost	Current Year Additions	Current Year Retirements	Adjusted Original Cost	Accumulated Depreciation	OCLD (OC less AD)
301	Organization	\$21,930	\$0	\$0	\$21,930	\$0	\$21,930
302	Franchises	0	0	0	0	0	0
303	Land and Land Rights	0	0	0	0	0	0
304	Structures and Improvements	868	0	0	868	303	565
305	Collecting & Improving Reservoirs	0	0	0	0		0
306	Lake, River, Canal Intakes	0	0	0	0		0
307	Wells and Springs	111,136	0	0	111,136	60,230	50,906
308	Infiltration Galleries	0	0	0	0		0
309	Supply Mains	0	0	0	0		0
310	Power Generation Equipment	3,000	0	0	3,000	1,125	1,875
311	Pumping Equipment	61,650	0	0	61,650	58,041	3,609
320	Water Treatment Equipment	0	0	0	0		0
320.1	Water Treatment Plants	0	0	0	0		0
320.2	Solution Chemical Feeders	0	0	0	0		0
320.3	Point-of-Use Treatment Devices	0	0	0	0		0
330	Distribution Reservoirs and Standpipes	0	0	0	0		0
330.1	Storage Tanks	60,005	0	0	60,005	16,254	43,751
330.2	Pressure Tanks	15,931	0	0	15,931	13,143	2,788
331	Transmission and Distribution Mains	523,943	0	0	523,943	157,750	366,193
333	Services	4,525	0	0	4,525	1,556	2,969
334	Meters and Meter Installations	1,670	1,338	0	3,008	1,680	1,328
335	Hydrants	0	0	0	0		0
336	Backflow Prevention Devices	0	0	0	0		0
339	Other Plant and Misc. Equipment	0	0	0	0		0
340	Office Furniture and Equipment	0	0	0	0		0
340.1	Computer & Software	0	0	0	0		0
341	Transportation Equipment	0	0	0	0		0
342	Stores Equipment	0	0	0	0		0
343	Tools, Shop and Garage Equipment	0	0	0	0		0
344	Laboratory Equipment	0	0	0	0		0
345	Power Operated Equipment	0	0	0	0		0
346	Communication Equipment	0	0	0	0		0
347	Miscellaneous Equipment	0	0	0	0		0
348	Other Tangible Plant	0	0	0	0		0
	Totals	\$804,658	\$1,338	\$0	\$805,996	\$310,082	\$495,914

Empirita Water Company, L.L.C.
Annual Report
Depreciation Expense for the Current Year (Water)
12/31/21

Depreciation Expense for the Current Year (Water)									
Account No.	Description	Beginning Year Original Cost	Current Year Additions	Current Year Retirements	Adjusted Original Cost	Fully Depreciated/Non-depreciable Plant	Depreciable Plant	Depreciation Percentages	Depreciation Expense
301	Organization	\$21,930	\$0	\$0	\$21,930	\$21,930	\$0	0.00%	\$0
302	Franchises	0	0	0	0	0	0		0
303	Land and Land Rights	0	0	0	0	0	0		0
304	Structures and Improvements	868	0	0	868		868	3.33%	29
305	Collecting & Improving Reservoirs	0	0	0	0		0		0
306	Lake, River, Canal Intakes	0	0	0	0		0		0
307	Wells and Springs	111,136	0	0	111,136		111,136	3.33%	3,701
308	Infiltration Galleries	0	0	0	0		0		0
309	Supply Mains	0	0	0	0		0		0
310	Power Generation Equipment	3,000	0	0	3,000		3,000	5.00%	150
311	Pumping Equipment	61,650	0	0	61,650	23,724	37,926	12.50%	4,903
320	Water Treatment Equipment	0	0	0	0		0		0
320.1	Water Treatment Plants	0	0	0	0		0		0
320.2	Solution Chemical Feeders	0	0	0	0		0		0
320.3	Point-of-Use Treatment Devices	0	0	0	0		0		0
330	Distribution Reservoirs and Standpipes	0	0	0	0		0		0
330.1	Storage Tanks	60,005	0	0	60,005		60,005	2.22%	1,332
330.2	Pressure Tanks	15,931	0	0	15,931		15,931	5.00%	797
331	Transmission and Distribution Mains	523,943	0	0	523,943		523,943	2.00%	10,480
333	Services	4,525	0	0	4,525		4,525	3.33%	151
334	Meters and Meter Installations	1,670	1,338	0	3,008	1,306	1,702	8.33%	86
335	Hydrants	0	0	0	0		0		0
336	Backflow Prevention Devices	0	0	0	0		0		0
339	Other Plant and Misc. Equipment	0	0	0	0		0		0
340	Office Furniture and Equipment	0	0	0	0		0		0
340.1	Computer & Software	0	0	0	0		0		0
341	Transportation Equipment	0	0	0	0		0		0
342	Stores Equipment	0	0	0	0		0		0
343	Tools, Shop and Garage Equipment	0	0	0	0		0		0
344	Laboratory Equipment	0	0	0	0		0		0
345	Power Operated Equipment	0	0	0	0		0		0
346	Communication Equipment	0	0	0	0		0		0
347	Miscellaneous Equipment	0	0	0	0		0		0
348	Other Tangible Plant	0	0	0	0		0		0
	Subtotal	\$804,658	\$1,338	\$0	\$805,996	\$46,960	\$759,036		\$21,628

Contribution(s) in Aid of Construction (Gross)	\$233,921
Less: Non Amortizable Contribution(s)	0
Fully Amortized Contribution(s)	0
Amortizable Contribution(s)	\$233,921
Times: Proposed Amortization Rate	2.00%
Amortization of CIAC	\$4,678

Less: Amortization of CIAC \$4,678

DEPRECIATION EXPENSE **\$16,949**

Empirita Water Company, L.L.C.
 Annual Report
 Balance Sheet Assets
 12/31/21

Balance Sheet Assets				
	Assets		Balance at Beginning of Year (2021)	Balance at End of Year (2021)
Account No.	Current and Accrued Assets			
131	Cash		\$10,157	\$6,394
134	Working Funds			
135	Temporary Cash Investments			
141	Customer Accounts Receivable		(51)	(209)
146	Notes Receivable from Associated Companies			
151	Plant Material and Supplies			
162	Prepayments			
174	Miscellaneous Current and Accrued Assets			
	Total Current and Accrued Assets		\$10,106	\$6,185
Account No.	Fixed Assets			
101	Utility Plant in Service*		\$804,658	\$805,996
103	Property Held for Future Use			
105	Construction Work in Progress			
108	Accumulated Depreciation (enter as negative)*		(288,455)	(310,082)
121	Non-Utility Property			
122	Accumulated Depreciation - Non Utility			
	Total Fixed Assets		\$516,203	\$495,914
	Total Assets		\$526,309	\$502,099

*Note these items feed automatically from AR3 UPIS Page 4

Empirita Water Company, L.L.C.
Annual Report
Balance Sheet Liabilities and Owners Equity

Balance Sheet Liabilities and Owners Equity				
	Liabilities		Balance at Beginning of Year (2021)	Balance at End of Year (2021)
Account No.	Current Liabilities			
231	Accounts Payable		\$48,763	\$29,506
232	Notes Payable (Current Portion)			
234	Notes Payable to Associated Companies			
235	Customer Deposits			
236	Accrued Taxes		176	117
237	Accrued Interest			
242	Miscellaneous Current and Accrued Liabilities		19,621	33,583
	Total Current Liabilities		\$68,560	\$63,206
	Long Term Debt			
224	Long Term Debt (Notes and Bonds)		\$0	\$0
	Deferred Credits			
251	Unamortized Premium on Debt		\$0	\$0
252	Advances in Aid of Construction		10,772	13,401
255	Accumulated Deferred Investment Tax Credits		0	0
271	Contributions in Aid of Construction		233,921	233,921
272	Less: Amortization of Contributions		(58,480)	(63,159)
281	Accumulated Deferred Income Tax		0	0
	Total Deferred Credits		\$186,213	\$184,163
	Total Liabilites		\$254,773	\$247,369
	Capital Accounts			
201	Common Stock Issued		\$0	\$0
211	Other Paid-In Capital		0	0
215	Retained Earnings		(21,935)	186,433
218	Proprietary Capital (Sole Props and Partnerships)		293,471	68,297
	Total Capital		\$271,536	\$254,730
	Total Liabilities and Capital		\$526,309	\$502,099

Note: Total liabilities and Capital must match total assets for the beginning and end of the year!

Empirita Water Company, L.L.C.
Annual Report
Water Comparative Income Statement
12/31/21

Water Comparative Income Statement			
Account No.	Calendar Year	Current Year 01/01/2021 - 12/31/2021	Last Year 01/01/2020 - 12/31/2020
	Operating Revenue		
461	Metered Water Revenue	\$37,893	\$37,610
460	Unmetered Water Revenue	423	498
462	Fire Protection Revenue		
469	Guaranteed Revenues (Surcharges)		
471	Miscellaneous Service Revenues		
474	Other Water Revenue	401	405
	Total Revenues	\$38,717	\$38,513
	Operating Expenses		
601	Salaries and Wages	\$0	\$0
604	Employee Pensions and Benefits		
610	Purchased Water		
615	Purchased Power	8,557	8,065
618	Chemicals	229	
620	Materials and Supplies		
620.1	Repairs and Maintenance	1,808	1,291
620.2	Office Supplies and Expense	279	239
630	Contractual Services		4,474
631	Contractual Services - Engineering	0	
632	Contractual Services - Accounting	9,453	10,142
633	Contractual Services - Legal		
634	Contractual Services - Management Fees		
635	Contractual Services - Water Testing	554	250
636	Contractual Services - Other	3,550	4,630
640	Rents	872	840
641	Rental of Building/Real Property		
642	Rental of Equipment		
650	Transportation Expenses	2,969	2,410
657	Insurance - General Liability	1,733	1,582
657.1	Insurance - Health and Life		
665	Regulatory Commission Expense - Rate		
670	Bad Debt Expense		
675	Miscellaneous Expense	1,500	
403	Depreciation Expense (From Schedule AR4)	16,949	16,561
408	Taxes Other Than Income		
408.11	Property Taxes	1,755	4,226
409	Income Taxes		
427.1	Customer Security Deposit Interest		
	Total Operating Expenses	\$50,208	\$54,710
	Operating Income / (Loss)	(\$11,491)	(\$16,197)
	Other Income / (Expense)		
419	Interest and Dividend Income	\$47	\$94
421	Non-Utility Income		
426	Miscellaneous Non-Utility (Expense)		
427	Interest (Expense)	(251)	(239)
	Total Other Income / (Expense)	(\$204)	(\$145)
	Net Income / (Loss)	(\$11,695)	(\$16,342)

Empirita Water Company, L.L.C.
 Annual Report
 Full time equivalent employees
 12/31/21

Full time equivalent employees

	Direct Company	Allocated	Outside service	Total
President				0.0
Vice-president				0.0
Manager				0.0
Engineering Staff				0.0
System Operator(s)			0.1	0.1
Meter reader			0.2	0.2
Customer Service				0.0
Accounting			0.4	0.4
Business Office			0.3	0.3
Rates Department				0.0
Administrative Staff				0.0
Other				0.0
Total	0.0	0.0	1.0	1.0

Supplemental Financial Data (Long-Term Debt)				
	Loan #1	Loan #2	Loan #3	Loan #4
Date Issued	None			
Source of Loan				
ACC Decision No.				
Reason for Loan				
Dollar Amt. Issued				
Amount Outstanding				
Date of Maturity				
Interest Rate				
Current Year Interest				
Current Year Principal				

Meter Deposit Balance at Test Year End:	\$13,401
---	----------

Meter Deposits Refunded During the Test Year:	\$71
---	------

List all bonds, notes, loans, and other types of indebtedness in which the proceeds were used in the provision of public utility service. Indebtedness incurred for personal uses by the owner of the utility should not be listed. Input 0 or none if there is nothing to report for that cell.

Well and Water Usage											
Name of the System:		EMPIRITA WATER SYSTEM									
ADEQ Public Water System Number:		AZ0402122									
ADWR PCC Number:		91-000826.0000									
Well registry 55# (55-XXXXXX):	Pump Horsepower	Pump Yield (gpm)	Casing Depth (feet)	Casing Diameter (inches)	Pump Motor Type **	Year Drilled	Water level 2011	Water level 2021	Meter Size (inches)	How measured:	Active
55-579078	10	25	445	5	Submersible	2000	350	350	1	Metered	Yes
55-580933	10	33	425	5	Submersible	2000	350	350	1	Metered	Yes
55-905700			632	7		2006					No

Name of system water delivered to: _____
 ADWR PCC Number: _____
 Source of water delivered to another system: NA

Name of system water received from: _____
 ADWR PCC Number: _____
 Source of water received: NA
 Well registry 55# (55-XXXXXX): _____

Month	Water withdrawn (gallons) ¹	Water sold (gallons) ²	Water delivered (sold) to other systems (gallons) ³	Water received (purchased) from other systems (gallons) ⁴	Estimated authorized use (gallons) ⁵	Purchased Power Expense ⁶	Purchased Power (kWh) ⁷
January	267,801.00	263,878.00	0.00	0.00		\$595	2,021
February	240,820.00	239,719.00	0.00	0.00		610	1,975
March	317,454.00	316,974.00	0.00	0.00		492	2,908
April	423,653.00	423,630.00	0.00	0.00		705	2,630
May	469,472.00	468,793.00	0.00	0.00		684	4,002
June	529,086.00	528,386.00	0.00	0.00		831	4,222
July	334,441.00	333,326.00	0.00	0.00		858	2,850
August	378,012.00	369,693.00	0.00	0.00		666	3,262
September	379,460.00	379,443.00	0.00	0.00		683	3,861
October	358,146.00	358,121.00	0.00	0.00		764	3,578
November	315,229.00	315,214.00	0.00	0.00		849	3,330
December	287,837.00	286,806.00	0.00	0.00		820	3,065
Totals	4,301,411.00	4,283,983.00	0.00	0.00	0.00	\$8,557	37,704

If applicable, in the space below please provide a description for all un-metered water use along with amounts:

1 Water withdrawn - Total gallons of water withdrawn from pumped sources.
 2 Water sold - Total gallons from customer meters, and other sales such as construction water.
 3 Water delivered (sold) to other systems - Total gallons of water delivered to other systems.
 4 Water received (purchased) from other systems - Total gallons of water purchased/received from other systems.
 5 Estimated authorized use - Total estimated gallons from authorized metered or unmetered use. Authorized uses such as flushing (mains, services and hydrants) draining/cleaning tanks, process, construction, fire fighting, etc. Non-authorized use (real losses) are service line breaks and leaks, water main breaks, meter inaccuracies and theft.
 6 Enter the total purchased power costs for the power meters associated with this system.
 7 Enter the total purchased kWh used by the power meters associated with this system.

Water Utility Plant Description			
Name of the System:		EMPIRITA WATER SYSTEM	
ADEQ Public Water System Number:		AZ0402122	
ADWR PCC Number:		91-000826.0000	

MAINS		
Sizes (inches)	Material	Length (feet)
2.50	PVC	1,660
4.00	PVC	10,520
6.00	PVC	11,950
8.00	PVC	173

CUSTOMER METERS			
Size (inches)	Quantity	Percent over 1,000,000 gallons	Percent over 10 years old
5/8 X 3/4	64	5%	58%

SERVICE LINES			
Material	Percent of system	Year installed	
PVC	100%	2005	

BOOSTER PUMPS			
Horsepower	GPM	Quantity	
9.5	85	2	

FIRE HYDRANTS	
Type	Quantity
Standard *	1
Other	0

STORAGE TANKS				
Capacity (gallons)	Material	Quantity	Year installed	
47,000	Steel	1	2000	
150,000	Steel	1	2009	

PRESSURE/BLADDER TANKS			
Capacity (gallons)	Material	Quantity	Year installed
5,000	Steel	2	2016
80	Steel/rubber	2	2016

* A standard fire hydrant has two 2.5 inch hose connection nozzles with 7.5 threads per inch, and one 4.5 inch pumper connection nozzle with 4 threads per inch.

Water Utility Plant Description (Continued)
--

For the following three items, list the utility owned assets in each category for each system.

TREATMENT EQUIPMENT:	N/A
STRUCTURES:	Shed
OTHER:	20 x 20 foot fence around well 1, 10 x 10 foot fence around well 2, 60 x 50 foot fenced area

Provide a calculation used to determine the value of one water equivalent residential connection (ERC).

Use one of the following methods:

- (a) If actual flow data are available from the preceding 12 months, divide the total annual single family residence (SFR) gallons sold by the average number of single family residence customers for the same period and divide the result by
- (b) If no historical flow data are available, use:
 $ERC = (\text{Total SFR gallons sold (Omit 000)} / 365 \text{ days} / 350 \text{ gallons per day})$

ERC	183
Method used:	(a)

Customer and Other Information	
Name of the System:	EMPIRITA WATER SYSTEM
ADEQ Public Water System Number:	AZ0402122
ADWR PCC Number:	91-000826.0000

Month	Number of Customers				
	Single-Family	Multi-Family	Commercial	Turf/Irrigation	Other Non-Residential
January	60	0	0	0	1
February	61	0	0	0	1
March	61	0	0	0	1
April	62	0	0	0	1
May	63	0	0	0	1
June	64	0	0	0	1
July	64	0	0	0	1
August	64	0	0	0	1
September	64	0	0	0	1
October	65	0	0	0	1
November	66	0	0	0	1
December	66	0	0	0	1

If the system has fire hydrants, what is the fire flow requirements? GPM for hrs.

Does the system have chlorination treatment?

Does the Company have an ADWR Gallons Per Capita Per Day (GPCPD) requirement?
 If yes, provide the GPCPD amount:

Is the Water Utility located in an ADWR Active Management Area (AMA)?
 If yes, which AMA?

What is the present system connection capacity (in ERCs *) using existing lines?

What is the future system connection capacity (in ERCs *) upon service area buildout?

Describe any plans and estimated completion dates for any enlargements or improvements of this system.

* an ERC is based on the calculation on the bottom of AR9 page 12.

Empirita Water Company, L.L.C.
 Annual Report
 Utility Shutoffs / Disconnects
 12/31/21

Utility Shutoffs / Disconnects	
Name of the System:	EMPIRITA WATER SYSTEM
ADEQ Public Water System Number:	AZ0402122
ADWR PCC Number:	91-000826.0000

Month	Termination without Notice R14-2-410.B	Termination with Notice R14-2-410.C	Other
January	0	0	0
February	0	0	0
March	0	0	0
April	0	0	0
May	0	0	0
June	0	0	0
July	0	0	0
August	0	0	0
September	0	0	0
October	0	0	0
November	0	0	0
December	0	0	0
Total	0	0	0

Other (description): N/A

Instructions: Fill out the Grey Cells with the relevent information. Input 0 or none if there is nothing recorded in that account or there is no applicable information to report.

Empirita Water Company, L.L.C.
Annual Report
Property Taxes
12/31/21

Property Taxes	
-----------------------	--

Amount of actual property taxes paid during Calendar Year 2021 was	
--	--

\$1,755

If no property taxes paid, explain why.

N/A

Instructions: Fill out the Grey Cells with the relevant information. Input 0 or none if there is nothing recorded in that account or there is no applicable information to report.

Empirita Water Company, L.L.C.
Annual Report
Verification and Sworn Statement (Taxes)
12/31/21

Verification and Sworn Statement (Taxes)

Verification: State of Arizona I, the undersigned of the
(state name)

County of (county name): Pima
Name (owner or official) title: Jim Vermilyea, President
Company name: Empirita Water Company, L.L.C.

DO SAY THAT THIS ANNUAL UTILITY PROPERTY TAX AND SALES TAX REPORT TO THE ARIZONA CORPORATION COMMISSION.

FOR THE YEAR ENDING: 12/31/21

HAS BEEN PREPARED UNDER MY DIRECTION, FROM THE ORIGINAL BOOKS, PAPERS AND RECORDS OF SAID UTILITY; THAT I HAVE CAREFULLY EXAMINED THE SAME, AND DECLARE THE SAME TO BE A COMPLETE AND CORRECT STATEMENT OF BUSINESS AND AFFAIRS OF SAID UTILITY FOR THE PERIOD COVERED BY THIS REPORT IN RESPECT TO EACH AND EVERY MATTER AND THING SET FORTH, TO THE BEST OF MY KNOWLEDGE, INFORMATION AND BELIEF.

Sworn Statement: I HEREBY ATTEST THAT ALL PROPERTY TAXES FOR SAID COMPANY ARE CURRENT AND PAID IN FULL.

I HEREBY ATTEST THAT ALL SALES TAXES FOR SAID COMPANY ARE CURRENT AND PAID IN FULL.

Jim Vermilyea
signature of owner/official

520-490-1218
telephone no.

SUBSCRIBED AND SWORN TO BEFORE ME A NOTARY PUBLIC
IN AND FOR THE COUNTY

THIS

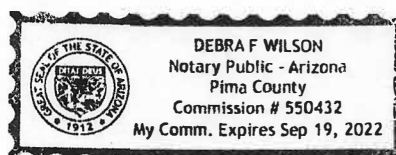
29th

DAY OF

PIMA
(county name)
April 2022
(month) and (year)

MY COMMISSION EXPIRES

9-19-22
(date)



Debora F. Wilson
(signature of notary public)

Empirita Water Company, L.L.C.
Annual Report
Verification and Sworn Statement
12/31/21

Verification and Sworn Statement

Verification:

State of Arizona I, the undersigned of the
(state name)
County of (county name): Pima
Name (owner or official) title: Jim Vermilyea, President
Company name: Empirita Water Company, L.L.C.

DO SAY THAT THIS ANNUAL UTILITY PROPERTY TAX AND SALES TAX REPORT TO THE ARIZONA CORPORATION COMMISSION.

FOR THE YEAR ENDING: 12/31/21

HAS BEEN PREPARED UNDER MY DIRECTION, FROM THE ORIGINAL BOOKS, PAPERS AND RECORDS OF SAID UTILITY; THAT I HAVE CAREFULLY EXAMINED THE SAME, AND DECLARE THE SAME TO BE A COMPLETE AND CORRECT STATEMENT OF BUSINESS AND AFFAIRS OF SAID UTILITY FOR THE PERIOD COVERED BY THIS REPORT IN RESPECT TO EACH AND EVERY MATTER AND THING SET FORTH, TO THE BEST OF MY KNOWLEDGE, INFORMATION AND BELIEF.

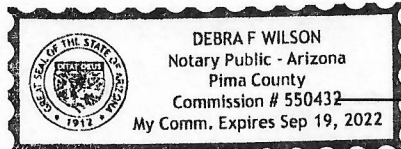
Sworn Statement: IN ACCORDANCE WITH THE REQUIREMENTS OF TITLE 40, ARTICLE 8, SECTION 40-401, ARIZONA REVISED STATUTES, IT IS HEREIN REPORTED THAT THE GROSS OPERATING REVENUE OF SAID UTILITY DERIVED FROM ARIZONA INTRASTATE UTILITY OPERATIONS DURING THE CALENDAR YEAR WAS:

Arizona Intrastate Gross Operating Revenues Only (\$)
\$41,075
(The amount in the box above includes
\$2,312 in sales taxes
billed or collected)

Jim Vermilyea
signature of owner/official
520-490-4218
telephone no.

SUBSCRIBED AND SWORN TO BEFORE ME A NOTARY PUBLIC
IN AND FOR THE COUNTY PIMA
THIS 29th DAY OF April 2022
(month) and (year)

MY COMMISSION EXPIRES 9-19-22
(date)



Debra F. Wilson
(signature of notary public)

Empirita Water Company, L.L.C.
Annual Report
Verification and Sworn Statement (Residential Revenue)
12/31/21

Verification and Sworn Statement (Residential Revenue)

Verification:

State of Arizona I, the undersigned of the
(state name)

County of (county name): Pima
Name (owner or official) title: Jim Vermilyea, President
Company name: Empirita Water Company, L.L.C.

DO SAY THAT THIS ANNUAL UTILITY PROPERTY TAX AND SALES TAX REPORT TO THE ARIZONA CORPORATION COMMISSION.

FOR THE YEAR ENDING: 12/31/21

HAS BEEN PREPARED UNDER MY DIRECTION, FROM THE ORIGINAL BOOKS, PAPERS AND RECORDS OF SAID UTILITY; THAT I HAVE CAREFULLY EXAMINED THE SAME, AND DECLARE THE SAME TO BE A COMPLETE AND CORRECT STATEMENT OF BUSINESS AND AFFAIRS OF SAID UTILITY FOR THE PERIOD COVERED BY THIS REPORT IN RESPECT TO EACH AND EVERY MATTER AND THING SET FORTH, TO THE BEST OF MY KNOWLEDGE, INFORMATION AND BELIEF.

Sworn Statement: IN ACCORDANCE WITH THE REQUIREMENTS OF TITLE 40, ARTICLE 8, SECTION 40-401, ARIZONA REVISED STATUTES, IT IS HEREIN REPORTED THAT THE GROSS OPERATING REVENUE OF SAID UTILITY DERIVED FROM ARIZONA INTRASTATE UTILITY OPERATIONS RECEIVED FROM RESIDENTIAL CUSTOMERS DURING THE CALENDAR YEAR WAS:

Arizona Intrastate Gross Operating Revenues Only (\$)

\$41,075
(The amount in the box above includes
\$2,312 in sales taxes
billed or collected)

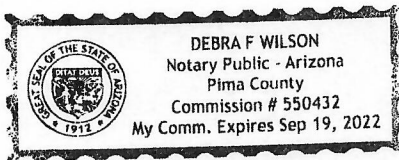
Jim Vermilyea
signature of owner/official
520-490-1218
telephone no.

SUBSCRIBED AND SWORN TO BEFORE ME A NOTARY PUBLIC
IN AND FOR THE COUNTY

PIMA
(county name)

THIS 29th DAY OF APRIL 2022
(month) and (year)

MY COMMISSION EXPIRES 9-19-22
(date)



Debra F. Wilson
(signature of notary public)