

ANNUAL REPORT

Of

Company Name: **Fort Mojave Tribal Utilities Authority**
PO Box 5559

Mailing Address: **Mohave Valley AZ**
86446

Docket No.: **W-02524A**
For the Year Ended: **12/31/18**

RECEIVED

MAR 25 2019

ARIZONA CORP COMMISSION
UTILITIES DIVISION - DIRECTOR'S OFFICE

WATER UTILITY

To

Arizona Corporation Commission

Due on April 15th

Email: rdelafuente@azcc.gov, mail or deliver the completed Annual Report to:

Arizona Corporation Commission
Compliance Section - Utilities Division
1200 West Washington Street
Phoenix, Arizona 85007

Application Type: **Original Filing**
Application Date: **3/20/2019**

4-1-19

ARIZONA CORPORATION COMMISSION
WATER UTILITY ANNUAL REPORT
Fort Mojave Tribal Utilities Authority
A Class Utility

1. For the Calendar Year Ended:

2. Address:
City: State: Zip Code:

3. Telephone Number:

4. Date of Original Organization of Utility:

5. Person to whom correspondence should be addressed concerning this report:

Name:
Telephone No.:
Address:
City: State: Zip Code:
Email:

6. On-Site Manager:

Name:
Telephone No.:
Address:
City: State: Zip Code:
Email:

7. Ownership:

8. Counties Served:

Utility Plant in Service (Water)							
Account No.	Description	Beginning Year Original Cost	Current Year Additions	Current Year Retirements	Adjusted Original Cost	Accumulated Depreciation	OCLD (OC less AD)
301	Organization	\$0	0	0	\$0	\$0	\$0
302	Franchises	0	0	0	0	0	0
303	Land and Land Rights	0	0	0	0	0	0
304	Structures and Improvements	163,666	0	0	163,666	88,725	74,941
305	Collecting & Improving Reservoirs	0	0	0	0	0	0
306	Lake, River, Canal Intakes	0	0	0	0	0	0
307	Wells and Springs	610,834	0	0	610,834	222,200	388,634
308	Infiltration Galleries	0	0	0	0	0	0
309	Supply Mains	0	0	0	0	0	0
310	Power Generation Equipment	0	0	0	0	0	0
311	Pumping Equipment	0	0	0	0	0	0
320	Water Treatment Equipment	131,860	0	0	131,860	71,482	60,378
320.1	Water Treatment Plants	0	0	0	0	0	0
320.2	Solution Chemical Feeders	0	0	0	0	0	0
320.3	Point-of-Use Treatment Devices	0	0	0	0	0	0
330	Distribution Reservoirs and Standpipes	0	0	0	0	0	0
330.1	Storage Tanks	245,442	0	0	245,442	170,516	74,926
330.2	Pressure Tanks	0	0	0	0	0	0
331	Transmission and Distribution Mains	2,639,687	0	0	2,639,687	1,645,817	993,870
333	Services	158,080	0	0	158,080	164,736	(6,656)
334	Meters and Meter Installations	116,774	8,020	0	124,794	0	124,794
335	Hydrants	105,108	0	0	105,108	65,720	39,388
336	Backflow Prevention Devices	0	0	0	0	0	0
339	Other Plant and Misc. Equipment	0	0	0	0	0	0
340	Office Furniture and Equipment	40,623	0	0	40,623	40,623	0
340.1	Computer & Software	19,788	(5,324)	0	14,464	12,214	2,250
341	Transportation Equipment	213,424	55,100	0	268,524	227,496	41,028
342	Stores Equipment	0	0	0	0	0	0
343	Tools, Shop and Garage Equipment	216,793	0	0	216,793	154,149	62,644
344	Laboratory Equipment	0	0	0	0	0	0
345	Power Operated Equipment	0	0	0	0	0	0
346	Communication Equipment	0	0	0	0	0	0
347	Miscellaneous Equipment	0	0	0	0	0	0
348	Other Tangible Plant	0	0	0	0	0	0
	Totals	\$4,662,079	\$57,796	\$0	\$4,719,875	\$2,863,678	\$1,856,197

Instructions: Fill out the Grey Cells with the relevant information. Input 0 or none if there is nothing recorded in that account or there is no applicable information to report.

Fort Mojave Tribal Utilities Authority
 Annual Report
 Depreciation Expense for the Current Year (Water)
 12/31/18

Depreciation Expense for the Current Year (Water)								
Account No.	Description	Beginning Year Original Cost	Current Year Additions	Current Year Retirements	Adjusted Original Cost	Fully Depreciated/Non-depreciable Plant	Depreciation Percentages	Depreciation Expense
301	Organization	\$0	\$0	\$0	\$0	\$0	0.00%	\$0
302	Franchises	0	0	0	0	0	0.00%	0
303	Land and Land Rights	0	0	0	0	0	0.00%	0
304	Structures and Improvements	163,666	0	0	163,666	0	3.00%	4,910
305	Collecting & Improving Reservoirs	0	0	0	0	0	0.00%	0
306	Lake, River, Canal Intakes	0	0	0	0	0	0.00%	0
307	Wells and Springs	610,834	0	0	610,834	0	2.00%	12,217
308	Infiltration Galleries	0	0	0	0	0	0.00%	0
309	Supply Mains	0	0	0	0	0	0.00%	0
310	Power Generation Equipment	0	0	0	0	0	0.00%	0
311	Pumping Equipment	0	0	0	0	0	0.00%	0
320	Water Treatment Equipment	131,860	0	0	131,860	0	3.00%	3,956
320.1	Water Treatment Plants	0	0	0	0	0	0.00%	0
320.2	Solution Chemical Feeders	0	0	0	0	0	0.00%	0
320.3	Point-of-Use Treatment Devices	0	0	0	0	0	0.00%	0
330	Distribution Reservoirs and Standpipes	0	0	0	0	0	0.00%	0
330.1	Storage Tanks	245,442	0	0	245,442	0	2.00%	4,909
330.2	Pressure Tanks	0	0	0	0	0	0.00%	0
331	Transmission and Distribution Mains	2,639,687	0	0	2,639,687	0	2.00%	52,794
333	Services	158,080	0	0	158,080	0	3.00%	4,742
334	Meters and Meter Installations	116,774	8,020	0	124,794	0	0.00%	0
335	Hydrants	105,108	0	0	105,108	0	2.00%	2,102
336	Backflow Prevention Devices	0	0	0	0	0	0.00%	0
339	Other Plant and Misc. Equipment	0	0	0	0	0	0.00%	0
340	Office Furniture and Equipment	40,623	0	0	40,623	0	3.00%	1,219
340.1	Computer & Software	19,788	(5,324)	0	14,464	0	0.00%	0
341	Transportation Equipment	213,424	55,100	0	268,524	0	5.00%	12,049
342	Stores Equipment	0	0	0	0	0	0.00%	0
343	Tools, Shop and Garage Equipment	216,793	0	0	216,793	0	6.00%	13,008
344	Laboratory Equipment	0	0	0	0	0	0.00%	0
345	Power Operated Equipment	0	0	0	0	0	0.00%	0
346	Communication Equipment	0	0	0	0	0	0.00%	0
347	Miscellaneous Equipment	0	0	0	0	0	0.00%	0
348	Other Tangible Plant	0	0	0	0	0	0.00%	0
	Subtotal	\$4,662,079	\$57,796	\$0	\$4,719,875	\$0		\$111,905

Contribution(s) in Aid of Construction (Gross) \$1
 Less: Non Amortizable Contribution(s) 0
 Fully Amortized Contribution(s) 0
 Amortizable Contribution(s) \$1
 Times: Proposed Amortization Rate 2.37%
 Amortization of CIAC \$0

Less: Amortization of CIAC

DEPRECIATION EXPENSE

Instructions: Fill out the Grey Cells with the relevant information. Input 0 or none if there is nothing recorded in that account or there is no applicable information to report.

Fort Mojave Tribal Utilities Authority
 Annual Report
 Balance Sheet Assets
 12/31/18

Balance Sheet Assets			
	Assets	Balance at Beginning of Year (2018)	Balance at End of Year (2018)
Account No.	Current and Accrued Assets		
131	Cash	\$724,841	\$892,937
134	Working Funds	0	0
135	Temporary Cash Investments	0	0
141	Customer Accounts Receivable	101,784	181,248
146	Notes Receivable from Associated Companies	0	0
151	Plant Material and Supplies	0	0
162	Prepayments	0	0
174	Miscellaneous Current and Accrued Assets	0	0
	Total Current and Accrued Assets	\$826,625	\$1,074,185
Account No.	Fixed Assets		
101	Utility Plant in Service*	\$4,662,079	\$4,719,875
103	Property Held for Future Use	0	0
105	Construction Work in Progress	0	0
108	Accumulated Depreciation (enter as negative)*	(2,534,795)	(2,863,678)
121	Non-Utility Property	154,830	392,120
122	Accumulated Depreciation - Non Utility	0	0
	Total Fixed Assets	\$2,282,114	\$2,248,317
	Total Assets	\$3,108,739	\$3,322,502

Instructions: Fill out the Grey Cells with the relevant information. Input 0 or none if there is nothing recorded in that account or there is no applicable information to report.

*Note these items feed automatically from AR3 UPIS Page 3

Fort Mojave Tribal Utilities Authority
 Annual Report
 Balance Sheet Liabilities and Owners Equity

Balance Sheet Liabilities and Owners Equity				
	Liabilities		Balance at Beginning of Year (2018)	Balance at End of Year (2018)
Account No.	Current Liabilities			
231	Accounts Payable		\$56,729	\$71,663
232	Notes Payable (Current Portion)		0	0
234	Notes Payable to Associated Companies		0	0
235	Customer Deposits		23,116	33,122
236	Accrued Taxes		0	0
237	Accrued Interest		0	0
242	Miscellaneous Current and Accrued Liabilities		103,919	97,759
	Total Current Liabilities		\$183,764	\$202,544
	Long Term Debt			
224	Long Term Debt (Notes and Bonds)		\$91,141	\$91,122
	Deferred Credits			
251	Unamortized Premium on Debt		\$0	\$0
252	Advances in Aid of Construction		0	0
255	Accumulated Deferred Investment Tax Credits		0	0
271	Contributions in Aid of Construction		0	0
272	Less: Amortization of Contributions		0	0
281	Accumulated Deferred Income Tax		0	0
	Total Deferred Credits		\$0	\$0
	Total Liabilities		\$274,905	\$293,666
	Capital Accounts			
201	Common Stock Issued		\$0	\$0
211	Other Paid-In Capital		0	0
215	Retained Earnings		2,833,834	3,028,836
218	Proprietary Capital (Sole Props and Partnerships)		0	0
	Total Capital		\$2,833,834	\$3,028,836
	Total Liabilities and Capital		\$3,108,739	\$3,322,502

Instructions: Fill out the Grey Cells with the relevant information. Input 0 or none if there is nothing recorded in that account or there is no applicable information to report.

Note: Total liabilities and Capital must match total assets for the beginning and end of the year!

Fort Mojave Tribal Utilities Authority
Annual Report
Water Comparative Income Statement
12/31/18

Water Comparative Income Statement			
Account No.	Calendar Year	Current Year	Last Year
		01/01/2018 - 12/31/2018	01/01/2017 - 12/31/2017
	Operating Revenue		
461	Metered Water Revenue	\$281,002	\$282,430
460	Unmetered Water Revenue	0	0
462	Fire Protection Revenue	0	0
469	Guaranteed Revenues (Surcharges)	0	0
471	Miscellaneous Service Revenues	0	0
474	Other Water Revenue	0	0
	Total Revenues	\$281,002	\$282,430
	Operating Expenses		
601	Salaries and Wages	\$205,178	\$159,990
604	Employee Pensions and Benefits	63,330	82,518
610	Purchased Water	224,759	110,357
615	Purchased Power	14,821	12,796
618	Chemicals	14,588	13,718
620	Materials and Supplies	65,218	50,000
620.1	Repairs and Maintenance	50,515	82,076
620.2	Office Supplies and Expense	19,302	15,685
630	Contractual Services	33,115	36,342
631	Contractual Services -Engineering	0	0
632	Contractual Services - Accounting	5,178	10,160
633	Contractual Services - Legal	0	0
634	Contractual Services - Management Fees	0	0
635	Contractual Services - Water Testing	15,227	19,181
636	Contractual Services - Other	0	0
640	Rents	0	0
641	Rental of Building/Real Property	0	0
642	Rental of Equipment	0	0
650	Transportation Expenses	36,084	43,619
657	Insurance - General Liability	0	0
657.1	Insurance - Health and Life	71,554	57,977
665	Regulatory Commission Expense - Rate	0	0
670	Bad Debt Expense	0	0
675	Miscellaneous Expense	48,483	42,781
403	Depreciation Expense (From Schedule AR4)	111,905	109,209
408	Taxes Other Than Income	16,469	46,873
408.11	Property Taxes	10,295	21,636
409	Income Taxes	0	0
427.1	Customer Security Deposit Interest	0	0
	Total Operating Expenses	\$1,006,021	\$914,918
	Operating Income / (Loss)	(\$725,019)	(\$632,488)
	Other Income / (Expense)		
419	Interest and Dividend Income	\$0	\$0
421	Non-Utility Income	0	0
426	Miscellaneous Non-Utility (Expense)	0	0
427	Interest (Expense)	0	0
	Total Other Income / (Expense)	\$0	\$0
	Net Income / (Loss)	(\$725,019)	(\$632,488)

Instructions: Fill out the Grey Cells with the relevant information. Input 0 or none if there is nothing recorded in that account or there is no applicable information to report.

Fort Mojave Tribal Utilities Authority
Annual Report
Full time equivalent employees
12/31/18

Full time equivalent employees

	Direct Company	Outside service	Total
President	0.0	0.0	0.0
Vice-president	0.0	0.0	0.0
Manager	1.0	0.0	1.0
Engineering Staff	0.0	0.0	0.0
System Operator(s)	9.0	0.0	9.0
Meter reader	0.0	0.0	0.0
Customer Service	2.0	0.0	2.0
Accounting	1.0	0.0	1.0
Business Office	0.0	0.0	0.0
Rates Department	0.0	0.0	0.0
Administrative Staff	2.0	0.0	2.0
Other	0.0	0.0	0.0
Total	15.0	0.0	15.0

Fort Mojave Tribal Utilities Authority
 Annual Report
 Supplemental Financial Data (Long-Term Debt)
 12/31/18

Supplemental Financial Data (Long-Term Debt)				
	Loan #1	Loan #2	Loan #3	Loan #4
Date Issued	1/19/2012			
Source of Loan	Aha Macav Power			
ACC Decision No.	none			
Reason for Loan	Cash Flow			
Dollar Amt. Issued	\$300,000			
Amount Outstanding	\$236,890			
Date of Maturity	10/1/2032			
Interest Rate	5.00%			
Current Year Interest	\$12,161			
Current Year Principal	\$11,597			

Meter Deposit Balance at Test Year End:	\$0
---	-----

Meter Deposits Refunded During the Test Year:	\$0
---	-----

List all bonds, notes, loans, and other types of indebtedness in which the proceeds were used in the provision of public utility service. Indebtedness incurred for personal uses by the owner of the utility should not be listed. Input 0 or none if there is nothing to report for that cell.

Water Utility Plant Description

Name of the System:		FORT MOJAVE TRIBAL UTIL
ADEQ Public Water System Number:		AZ0408003
ADWR PCC Number:		91-000308.0000

MAINS		
Sizes (inches)	Material	Length (feet)
2.00	NA	0
3.00	NA	0
4.00	NA	0
5.00	NA	0
6.00	NA	0
8.00	NA	0
10.00	NA	0
12.00	NA	0
NA	NA	210,240
NA	NA	0
NA	NA	0
NA	NA	0
NA	NA	0
NA	NA	0
NA	NA	0

CUSTOMER METERS	
Size (inches)	Quantity
5/8 X 3/4	2,129
0.75	0
1	96
1.5	7
Compound 3	6
Compound 4	6
Compound 6	2
NA	NA
NA	NA
NA	NA
NA	NA
NA	NA
NA	NA
NA	NA
NA	NA
NA	NA
NA	NA

SERVICE LINES	
Material	Percent of system
Black poly	25%
Blue poly	30%
Galvanized steel	5%
PVC	40%
NA	0%

BOOSTER PUMPS		
Horsepower	GPM	Quantity
7.5	225	1
15	225	1

FIRE HYDRANTS	
Type	Quantity
Standard *	32
Other	0

STORAGE TANKS		
Capacity (gallons)	Material	Quantity
75,000	Welded Steel	1

PRESSURE/BLADDER TANKS		
Capacity (gallons)	Material	Quantity
7,000	Steel	1
7,000	Steel	1

Instructions: Fill out the Grey Cells with the relevant information. Input 0 or none if there is nothing recorded in that account or there is no applicable information to report. Copy and paste this sheet as many times as is necessary.

* A standard fire hydrant has two 2.5 inch hose connection nozzles with 7.5 threads per inch, and one 4.5 inch pumper connection nozzle with 4 threads per inch.

Water Utility Plant Description (Continued)

For the following three items, list the utility owned assets in each category for each system.

TREATMENT EQUIPMENT:	Liquid Chlorine Storage and Injection system: St George 55-6000333 and Cursio 55-532195
-----------------------------	---

STRUCTURES:	55-600333 St George - Pressure Tank; 55-532195 Cursio Pressure Tank, 77000 Gallon Storage Tank
--------------------	--

OTHER:	NA
---------------	----

Instructions: Fill out the Grey Cells with the relevant information. Input 0 or none if there is nothing recorded in that account or there is no applicable information to report. Copy and paste this sheet as many times as is necessary.

Customer and Other Information	
Name of the System:	FORT MOJAVE TRIBAL UTIL
ADEQ Public Water System Number:	AZ0408003
ADWR PCC Number:	91-000308.0000

Month	Number of Customers				Other Non-Residential
	Single-Family	Multi-Family	Commercial	Turf/Irrigation	
January	953		68		
February	953		68		
March	952		69		
April	952		69		
May	951		70		
June	952		69		
July	954		69		
August	957		68		
September	959		68		
October	958		69		
November	961		68		
December	958		68		

If the system has fire hydrants, what is the fire flow requirements? GPM for hrs.

Does the system have chlorination treatment?

Does the Company have an ADWR Gallons Per Capita Per Day (GPCPD) requirement?
 If yes, provide the GPCPD amount:

Is the Water Utility located in an ADWR Active Management Area (AMA)?
 If yes, which AMA?

Instructions: Fill out the Grey Cells with the relevant information. Input 0 or none if there is nothing recorded in that account or there is no applicable information to report. Copy and paste this sheet as many times as is necessary.

Property Taxes	
Amount of actual property taxes paid during Calendar Year 2018 was	\$10,295

If no property taxes paid, explain why.

-

Instructions: Fill out the Grey Cells with the relevant information. Input 0 or none if there is nothing recorded in that account or there is no applicable information to report.

Verification and Sworn Statement (Taxes)

Verification: State of Arizona I, the undersigned of the
(state name)

County of (county name): Mohave
Name (owner or official) title: Chair, Charlie Gonzalez, Jr.
Company name: Fort Mojave Tribal Utilities Authority

RECEIVED

MAR 25 2019

ARIZONA CORP COMMISSION
UTILITIES DIVISION - DIRECTOR'S OFFICE

DO SAY THAT THIS ANNUAL UTILITY PROPERTY TAX AND SALES TAX REPORT TO THE ARIZONA CORPORATION COMMISSION.

FOR THE YEAR ENDING: 12/31/18

HAS BEEN PREPARED UNDER MY DIRECTION, FROM THE ORIGINAL BOOKS, PAPERS AND RECORDS OF SAID UTILITY; THAT I HAVE CAREFULLY EXAMINED THE SAME, AND DECLARE THE SAME TO BE A COMPLETE AND CORRECT STATEMENT OF BUSINESS AND AFFAIRS OF SAID UTILITY FOR THE PERIOD COVERED BY THIS REPORT IN RESPECT TO EACH AND EVERY MATTER AND THING SET FORTH, TO THE BEST OF MY KNOWLEDGE, INFORMATION AND BELIEF.

Sworn Statement: I HEREBY ATTEST THAT ALL PROPERTY TAXES FOR SAID COMPANY ARE CURRENT AND PAID IN FULL.

I HEREBY ATTEST THAT ALL SALES TAXES FOR SAID COMPANY ARE CURRENT AND PAID IN FULL.

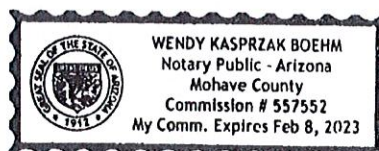
Charlie Gonzalez, Jr.
signature of owner/official

928-768-2200
telephone no.

SUBSCRIBED AND SWORN TO BEFORE ME A NOTARY PUBLIC
IN AND FOR THE COUNTY

THIS 21st DAY OF Mohave
(county name)
March, 2019
(month) and (year)

MY COMMISSION EXPIRES 2/8/23
(date)



Wendy Kasprzak Boehm
(signature of notary public)

Verification and Sworn Statement

RECEIVED

Verification:

State of Arizona I, the undersigned of the
(state name)
County of (county name): Mohave
Name (owner or official) title: Chair, Charlie Gonzalez, Jr.
Company name: Fort Mojave Tribal Utilities Authority

MAR 25 2019

ARIZONA CORP COMMISSION
UTILITIES DIVISION - DIRECTOR'S OFFICE

DO SAY THAT THIS ANNUAL UTILITY PROPERTY TAX AND SALES TAX REPORT TO THE ARIZONA CORPORATION COMMISSION.

FOR THE YEAR ENDING: 12/31/18

HAS BEEN PREPARED UNDER MY DIRECTION, FROM THE ORIGINAL BOOKS, PAPERS AND RECORDS OF SAID UTILITY; THAT I HAVE CAREFULLY EXAMINED THE SAME, AND DECLARE THE SAME TO BE A COMPLETE AND CORRECT STATEMENT OF BUSINESS AND AFFAIRS OF SAID UTILITY FOR THE PERIOD COVERED BY THIS REPORT IN RESPECT TO EACH AND EVERY MATTER AND THING SET FORTH, TO THE BEST OF MY KNOWLEDGE, INFORMATION AND BELIEF.

Sworn Statement: IN ACCORDANCE WITH THE REQUIREMENTS OF TITLE 40, ARTICLE 8, SECTION 40-401, ARIZONA REVISED STATUTES, IT IS HEREIN REPORTED THAT THE GROSS OPERATING REVENUE OF SAID UTILITY DERIVED FROM ARIZONA INTRASTATE UTILITY OPERATIONS DURING THE CALENDAR YEAR WAS:

Arizona Intrastate Gross Operating Revenues Only (\$)

\$281,002

(The amount in the box above includes

\$16,439 in sales taxes
billed or collected)

Charlie Gonzalez, Jr.
signature of owner/official

928-768-2200

telephone no.

SUBSCRIBED AND SWORN TO BEFORE ME A NOTARY PUBLIC
IN AND FOR THE COUNTY

THIS


21st

DAY OF

Mohave
(county name)
March, 2019
(month) and (year)

MY COMMISSION EXPIRES

2/8/23
(date)



Wendy Kasprzak Boehm
(signature of notary public)

Verification and Sworn Statement (Residential Revenue)

Verification:

State of Arizona I, the undersigned of the
(state name)

County of (county name): Mohave
Name (owner or official) title: Chair, Charlie Gonzalez, Jr.
Company name: Fort Mojave Tribal Utilities Authority

RECEIVED

MAR 25 2019

ARIZONA CORP COMMISSION
UTILITIES DIVISION - DIRECTOR'S OFFICE

DO SAY THAT THIS ANNUAL UTILITY PROPERTY TAX AND SALES TAX REPORT TO THE ARIZONA CORPORATION COMMISSION.

FOR THE YEAR ENDING: 12/31/18

HAS BEEN PREPARED UNDER MY DIRECTION, FROM THE ORIGINAL BOOKS, PAPERS AND RECORDS OF SAID UTILITY; THAT I HAVE CAREFULLY EXAMINED THE SAME, AND DECLARE THE SAME TO BE A COMPLETE AND CORRECT STATEMENT OF BUSINESS AND AFFAIRS OF SAID UTILITY FOR THE PERIOD COVERED BY THIS REPORT IN RESPECT TO EACH AND EVERY MATTER AND THING SET FORTH, TO THE BEST OF MY KNOWLEDGE, INFORMATION AND BELIEF.

Sworn Statement: IN ACCORDANCE WITH THE REQUIREMENTS OF TITLE 40, ARTICLE 8, SECTION 40-401, ARIZONA REVISED STATUTES, IT IS HEREIN REPORTED THAT THE GROSS OPERATING REVENUE OF SAID UTILITY DERIVED FROM ARIZONA INTRASTATE UTILITY OPERATIONS RECEIVED FROM RESIDENTIAL CUSTOMERS DURING THE CALENDAR YEAR WAS:

Arizona Intrastate Gross Operating Revenues Only (\$)

\$281,002

(The amount in the box above includes

\$16,439 in sales taxes
billed or collected)

Charlie Gonzalez, Jr.
signature of owner/official

928-768-2200

telephone no.

SUBSCRIBED AND SWORN TO BEFORE ME A NOTARY PUBLIC
IN AND FOR THE COUNTY Mohave

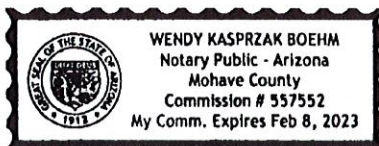
(county name)

THIS 21st

DAY OF March, 2019
(month) and (year)

MY COMMISSION EXPIRES

2/8/23
(date)



Wendy Kasprzak Boehm
(signature of notary public)