

**ANNUAL REPORT**

Of

Company Name: **Fort Mojave Tribal Utilities Authority**  
PO Box 5559

Mailing Address: Mohave Valley AZ  
86446

Docket No.: W-02524A  
For the Year Ended: 12/31/22

**WATER UTILITY**

To

Arizona Corporation Commission

**Due on April 15th**

Email: Util-Compliance@azcc.gov, mail or deliver the completed Annual Report to:  
Arizona Corporation Commission  
Compliance Section - Utilities Division  
1200 West Washington Street  
Phoenix, Arizona 85007

Application Type: **Original Filing**  
Application Date: 4/18/2023

ARIZONA CORPORATION COMMISSION  
 WATER UTILITY ANNUAL REPORT  
 Fort Mojave Tribal Utilities Authority  
 A Class  Utility

For the Calendar Year Ended: 12/31/22

Primary Address: PO Box 5559  
 City: Mohave Valley State: Arizona Zip Code: 86446

Telephone Number: 928-768-1500

Date of Original Organization of Utility: 1/1/1989

Person to whom correspondence should be addressed concerning this report:

Name: Keith Tarzian  
 Telephone No. : 928-768-1500  
 Address: PO Box 5559  
 City: Mohave Valley State: Arizona Zip Code: 86446  
 Email: [ktarzian@fmtua.com](mailto:ktarzian@fmtua.com)

On-Site Manager

Name: Timothy Kellett  
 Telephone No. : 928-577-1022  
 Address: 2190 Plantation Road  
 City: Mohave Valley State: Arizona Zip Code: 86440  
 Email: [tkellett@fmtua.com](mailto:tkellett@fmtua.com)

On-Site Manager

Name: Tim Fontenot  
 Telephone No. : 923-323-4058  
 Address: 2190 Plantation Road  
 City: Moahve Valley State: Arizona Zip Code: 86440  
 Email: [tfontenot@fmtua.com](mailto:tfontenot@fmtua.com)

NA

Name: NA  
 Telephone No. : NA  
 Address: NA  
 City: NA State: Arizona Zip Code: NA  
 Email: NA

NA

Name: NA  
 Telephone No. : NA  
 Address: NA  
 City: NA State: Arizona Zip Code: NA  
 Email: NA

Ownership: Tribal

Counties Served: Mohave

**Important changes during the year**

NO	For those companies not subject to the affiliated interest rules, has there been a change in ownership or direct control during the year?
If yes, please provide specific details in the box below.	
None	

NO	Has the company been notified by any other regulatory authorities during the year, that they are out of compliance?
If yes, please provide specific details in the box below.	
None	

Fort Mojave Tribal Utilities Authority  
Annual Report  
Utility Plant in Service (Water)  
12/31/22

Utility Plant in Service (Water)							
Account No.	Description	Beginning Year Original Cost	Current Year Additions	Current Year Retirements	Adjusted Original Cost	Accumulated Depreciation	OCLD (OC less AD)
301	Organization	\$0	\$0	\$0	\$0	\$0	\$0
302	Franchises	0	0	0	0	0	0
303	Land and Land Rights	0	0	0	0	0	0
304	Structures and Improvements	206,337	0	42,671	163,666	92,743	70,923
305	Collecting & Improving Reservoirs	0	0	0	0	0	0
306	Lake, River, Canal Intakes	0	0	0	0	0	0
307	Wells and Springs	755,485	0	335,478	420,007	348,935	71,072
308	Infiltration Galleries	0	0	0	0	0	0
309	Supply Mains	0	0	0	0	0	0
310	Power Generation Equipment	0	0	0	0	0	0
311	Pumping Equipment	0	0	0	0	0	0
320	Water Treatment Equipment	131,860	0	0	131,860	77,650	54,210
320.1	Water Treatment Plants	0	0	0	0	0	0
320.2	Solution Chemical Feeders	0	0	0	0	0	0
320.3	Point-of-Use Treatment Devices	0	0	0	0	0	0
330	Distribution Reservoirs and Standpipes	0	0	0	0	0	0
330.1	Storage Tanks	245,442	0	0	245,442	174,536	70,906
330.2	Pressure Tanks	0	0	0	0	0	0
331	Transmission and Distribution Mains	2,752,089	130,354	0	2,882,443	1,749,167	1,133,276
333	Services	0	0	0	0	0	0
334	Meters and Meter Installations	124,794	0	4,913	119,881	117,980	1,901
335	Hydrants	105,108	0	0	105,108	67,269	37,839
336	Backflow Prevention Devices	0	0	0	0	0	0
339	Other Plant and Misc. Equipment	0	0	0	0	0	0
340	Office Furniture and Equipment	0	0	0	0	0	0
340.1	Computer & Software	24,086	0	4,227	19,859	8,040	11,819
341	Transportation Equipment	564,835	0	75,362	489,473	202,863	286,610
342	Stores Equipment	0	0	0	0	0	0
343	Tools, Shop and Garage Equipment	246,158	0	136,468	109,690	64,679	45,011
344	Laboratory Equipment	0	0	0	0	0	0
345	Power Operated Equipment	0	0	0	0	0	0
346	Communication Equipment	0	0	0	0	0	0
347	Miscellaneous Equipment	0	0	0	0	0	0
348	Other Tangible Plant	0	0	0	0	0	0
	<b>Totals</b>	<b>\$5,156,194</b>	<b>\$130,354</b>	<b>\$599,119</b>	<b>\$4,687,429</b>	<b>\$2,903,862</b>	<b>\$1,783,567</b>

Fort Mojave Tribal Utilities Authority  
 Annual Report  
 Depreciation Expense for the Current Year (Water)  
 12/31/22

Depreciation Expense for the Current Year (Water)									
Account No.	Description	Beginning Year Original Cost	Current Year Additions	Current Year Retirements	Adjusted Original Cost	Fully Depreciated/Non-depreciable Plant	Depreciable Plant	Depreciation Percentages	Depreciation Expense
301	Organization	\$0	\$0	\$0	\$0	\$0	\$0	0.00%	\$0
302	Franchises	0	0	0	0	0	0	0.00%	0
303	Land and Land Rights	0	0	0	0	0	0	0.00%	0
304	Structures and Improvements	206,337	0	42,671	163,666	0	163,666	3.00%	5,550
305	Collecting & Improving Reservoirs	0	0	0	0	0	0	0.00%	0
306	Lake, River, Canal Intakes	0	0	0	0	0	0	0.00%	0
307	Wells and Springs	755,485	0	335,478	420,007	0	420,007	2.00%	11,755
308	Infiltration Galleries	0	0	0	0	0	0	0.00%	0
309	Supply Mains	0	0	0	0	0	0	0.00%	0
310	Power Generation Equipment	0	0	0	0	0	0	0.00%	0
311	Pumping Equipment	0	0	0	0	0	0	0.00%	0
320	Water Treatment Equipment	131,860	0	0	131,860	0	131,860	2.48%	3,270
320.1	Water Treatment Plants	0	0	0	0	0	0	0.00%	0
320.2	Solution Chemical Feeders	0	0	0	0	0	0	0.00%	0
320.3	Point-of-Use Treatment Devices	0	0	0	0	0	0	0.00%	0
330	Distribution Reservoirs and Standpipes	0	0	0	0	0	0	0.00%	0
330.1	Storage Tanks	245,442	0	0	245,442	0	245,442	2.00%	4,909
330.2	Pressure Tanks	0	0	0	0	0	0	0.00%	0
331	Transmission and Distribution Mains	2,752,089	130,354	0	2,882,443	0	2,882,443	2.00%	56,345
333	Services	0	0	0	0	0	0	0.00%	0
334	Meters and Meter Installations	124,794	0	4,913	119,881	0	119,881	0.00%	0
335	Hydrants	105,108	0	0	105,108	0	105,108	3.00%	3,153
336	Backflow Prevention Devices	0	0	0	0	0	0	0.00%	0
339	Other Plant and Misc. Equipment	0	0	0	0	0	0	0.00%	0
340	Office Furniture and Equipment	0	0	0	0	0	0	0.00%	0
340.1	Computer & Software	24,086	0	4,227	19,859	0	19,859	0.00%	0
341	Transportation Equipment	564,835	0	75,362	489,473	0	489,473	5.00%	26,358
342	Stores Equipment	0	0	0	0	0	0	0.00%	0
343	Tools, Shop and Garage Equipment	246,158	0	136,468	109,690	0	109,690	5.00%	8,896
344	Laboratory Equipment	0	0	0	0	0	0	0.00%	0
345	Power Operated Equipment	0	0	0	0	0	0	0.00%	0
346	Communication Equipment	0	0	0	0	0	0	0.00%	0
347	Miscellaneous Equipment	0	0	0	0	0	0	0.00%	0
348	Other Tangible Plant	0	0	0	0	0	0	0.00%	0
	<b>Subtotal</b>	<b>\$5,156,194</b>	<b>\$130,354</b>	<b>\$599,119</b>	<b>\$4,687,429</b>	<b>\$0</b>	<b>\$4,687,429</b>		<b>\$120,236</b>

Contribution(s) in Aid of Construction (Gross) \$0  
 Less: Non Amortizable Contribution(s) 0  
 Fully Amortized Contribution(s) 0  
 Amortizable Contribution(s) \$0  
 Times: Proposed Amortization Rate 2.57%  
 Amortization of CIAC \$0

Less: Amortization of CIAC \$0

**DEPRECIATION EXPENSE \$120,236**

Fort Mojave Tribal Utilities Authority  
 Annual Report  
 Balance Sheet Assets  
 12/31/22

Balance Sheet Assets				
	Assets		Balance at Beginning of Year (2022)	Balance at End of Year (2022)
<b>Account No.</b>	<b>Current and Accrued Assets</b>			
131	Cash		\$911,988	\$365,252
134	Working Funds		0	0
135	Temporary Cash Investments		0	0
141	Customer Accounts Receivable		143,621	157,538
146	Notes Receivable from Associated Companies		0	0
151	Plant Material and Supplies		0	0
162	Prepayments		0	0
174	Miscellaneous Current and Accrued Assets		0	0
	<b>Total Current and Accrued Assets</b>		<b>\$1,055,609</b>	<b>\$522,790</b>
<b>Account No.</b>	<b>Fixed Assets</b>			
101	Utility Plant in Service*		\$5,156,194	\$4,687,429
103	Property Held for Future Use		0	0
105	Construction Work in Progress		0	0
108	Accumulated Depreciation (enter as negative)*		(3,340,686)	(2,903,862)
121	Non-Utility Property		687,557	1,694,812
122	Accumulated Depreciation - Non Utility		0	0
	<b>Total Fixed Assets</b>		<b>\$2,503,065</b>	<b>\$3,478,379</b>
	<b>Total Assets</b>		<b>\$3,558,674</b>	<b>\$4,001,169</b>

\*Note these items feed automatically from AR3 UPIS Page 4

Fort Mojave Tribal Utilities Authority  
Annual Report  
Balance Sheet Liabilities and Owners Equity

<b>Balance Sheet Liabilities and Owners Equity</b>				
	<b>Liabilities</b>		<b>Balance at Beginning of Year (2022)</b>	<b>Balance at End of Year (2022)</b>
<b>Account No.</b>	<b>Current Liabilities</b>			
231	Accounts Payable		\$28,704	\$46,132
232	Notes Payable (Current Portion)		0	0
234	Notes Payable to Associated Companies		0	0
235	Customer Deposits		34,734	49,147
236	Accrued Taxes		0	0
237	Accrued Interest		0	0
242	Miscellaneous Current and Accrued Liabilities		108,034	169,531
	<b>Total Current Liabilities</b>		<b>\$171,472</b>	<b>\$264,810</b>
	<b>Long Term Debt</b>			
224	Long Term Debt (Notes and Bonds)		\$79,365	\$73,705
	<b>Deferred Credits</b>			
251	Unamortized Premium on Debt		\$0	\$0
252	Advances in Aid of Construction		0	0
255	Accumulated Deferred Investment Tax Credits		0	0
271	Contributions in Aid of Construction		0	0
272	Less: Amortization of Contributions		0	0
281	Accumulated Deferred Income Tax		0	0
	<b>Total Deferred Credits</b>		<b>\$0</b>	<b>\$0</b>
	<b>Total Liabilities</b>		<b>\$250,837</b>	<b>\$338,515</b>
	<b>Capital Accounts</b>			
201	Common Stock Issued		\$0	\$0
211	Other Paid-In Capital		0	0
215	Retained Earnings		3,307,837	3,662,654
218	Proprietary Capital (Sole Props and Partnerships)		0	0
	<b>Total Capital</b>		<b>\$3,307,837</b>	<b>\$3,662,654</b>
	<b>Total Liabilities and Capital</b>		<b>\$3,558,674</b>	<b>\$4,001,169</b>

**Note: Total liabilities and Capital must match total assets for the beginning and end of the year!**

Fort Mojave Tribal Utilities Authority  
Annual Report  
Water Comparative Income Statement  
12/31/22

<b>Water Comparative Income Statement</b>			
Account No.	Calendar Year	Current Year 01/01/2022 - 12/31/2022	Last Year 01/01/2021 - 12/31/2021
	<b>Operating Revenue</b>		
461	Metered Water Revenue	\$301,355	\$278,362
460	Unmetered Water Revenue	0	0
462	Fire Protection Revenue	0	0
469	Guaranteed Revenues (Surcharges)	0	0
471	Miscellaneous Service Revenues	0	0
474	Other Water Revenue	0	0
	<b>Total Revenues</b>	<b>\$301,355</b>	<b>\$278,362</b>
	<b>Operating Expenses</b>		
601	Salaries and Wages	\$397,488	\$284,009
604	Employee Pensions and Benefits	82,747	64,641
610	Purchased Water	173,599	200,791
615	Purchased Power	82,524	51,045
618	Chemicals	41,247	14,396
620	Materials and Supplies	6,703	15,676
620.1	Repairs and Maintenance	260,568	100,648
620.2	Office Supplies and Expense	57,465	33,294
630	Contractual Services	48,276	44,358
631	Contractual Services - Engineering	0	0
632	Contractual Services - Accounting	5,936	5,936
633	Contractual Services - Legal	0	0
634	Contractual Services - Management Fees	0	0
635	Contractual Services - Water Testing	34,212	31,055
636	Contractual Services - Other	0	0
640	Rents	0	0
641	Rental of Building/Real Property	0	0
642	Rental of Equipment	0	0
650	Transportation Expenses	73,516	49,222
657	Insurance - General Liability	0	0
657.1	Insurance - Health and Life	0	0
665	Regulatory Commission Expense - Rate	0	0
670	Bad Debt Expense	0	0
675	Miscellaneous Expense	111,686	91,468
403	Depreciation Expense (From Schedule AR4)	120,236	119,692
408	Taxes Other Than Income	0	16,885
408.11	Property Taxes	8,806	9,931
409	Income Taxes	0	0
427.1	Customer Security Deposit Interest	0	0
	<b>Total Operating Expenses</b>	<b>\$1,505,010</b>	<b>\$1,133,047</b>
	<b>Operating Income / (Loss)</b>	<b>(\$1,203,655)</b>	<b>(\$854,685)</b>
	<b>Other Income / (Expense)</b>		
419	Interest and Dividend Income	\$0	\$0
421	Non-Utility Income	0	0
426	Miscellaneous Non-Utility (Expense)	0	0
427	Interest (Expense)	0	0
	<b>Total Other Income / (Expense)</b>	<b>\$0</b>	<b>\$0</b>
	<b>Net Income / (Loss)</b>	<b>(\$1,203,655)</b>	<b>(\$854,685)</b>



**Full time equivalent employees**

	Direct Company	Allocated	Outside service	Total
President	0.0	0.0	0.0	0.0
Vice-president	0.0	0.0	0.0	0.0
Manager	1.0	0.0	0.0	1.0
Engineering Staff	0.0	0.0	0.0	0.0
System Operator(s)	11.0	0.0	0.0	11.0
Meter reader	0.0	0.0	0.0	0.0
Customer Service	3.0	0.0	0.0	3.0
Accounting	1.0	0.0	0.0	1.0
Business Office	0.0	0.0	0.0	0.0
Rates Department	0.0	0.0	0.0	0.0
Administrative Staff	2.0	0.0	0.0	2.0
Other	0.0	0.0	0.0	0.0
<b>Total</b>	<b>18.0</b>	<b>0.0</b>	<b>0.0</b>	<b>18.0</b>

Fort Mojave Tribal Utilities Authority  
 Annual Report  
 Supplemental Financial Data (Long-Term Debt)  
 12/31/22

Supplemental Financial Data (Long-Term Debt)				
	Loan #1	Loan #2	Loan #3	Loan #4
Date Issued	1/19/2012	1/0/1900	1/0/1900	1/0/1900
Source of Loan	Aha Macav Power	None	None	None
ACC Decision No.	None	None	None	None
Reason for Loan	Cash Flow	None	None	None
Dollar Amt. Issued	\$300,000	\$0	\$0	\$0
Amount Outstanding	\$184,255	\$0	\$0	\$0
Date of Maturity	10/1/2032	1/0/1900	1/0/1900	1/0/1900
Interest Rate	5.00%	0.00%	0.00%	0.00%
Current Year Interest	\$8,999	\$0	\$0	\$0
Current Year Principal	\$14,159	\$0	\$0	\$0

Meter Deposit Balance at Test Year End:	\$0
---	-----

Meter Deposits Refunded During the Test Year:	\$0
---	-----

**List all bonds, notes, loans, and other types of indebtedness in which the proceeds were used in the provision of public utility service. Indebtedness incurred for personal uses by the owner of the utility should not be listed. Input 0 or none if there is nothing to report for that cell.**





Water Utility Plant Description			
Name of the System	FORT MOJAVE TRIBAL UTIL		
ADEQ Public Water System Number:	AZ0408003		
ADWR PCC Number:	91-000308.0000		

MAINS		
Sizes (inches)	Material	Length (feet)
2.00	NA	0
3.00	NA	0
4.00	NA	0
5.00	NA	0
6.00	NA	0
8.00	NA	0
10.00	NA	0
12.00	NA	0
NA	NA	210,240
NA	NA	0
NA	NA	0
NA	NA	0
NA	NA	0
NA	NA	0
NA	NA	0

CUSTOMER METERS			
Size (inches)	Quantity	Percent over 1,000,000 gallons	Percent over 10 years old
5/8 X 3/4	2,135	0%	90%
0.75	0	0%	90%
1	96	0%	90%
1.5	7	0%	90%
Compound 3	6	0%	90%
Compound 4	1	100%	90%
Compound 6	2	0%	90%
NA	0	0%	0%
NA	0	0%	0%
NA	0	0%	0%
NA	0	0%	0%
NA	0	0%	0%
NA	0	0%	0%
NA	0	0%	0%
NA	0	0%	0%
NA	0	0%	0%
NA	0	0%	0%

SERVICE LINES			
Material	Percent of system	Year installed	
Black poly	25%	NA	
Blue poly	30%	NA	
Galvanized steel	5%	NA	
PVC	40%	NA	
NA	0%	NA	

BOOSTER PUMPS			
Horsepower	GPM	Quantity	
7.5	225	1	
15	225	1	
0	0	0	
0	0	0	

FIRE HYDRANTS	
Type	Quantity
Standard *	32
Other	0

STORAGE TANKS			
Capacity (gallons)	Material	Quantity	Year installed
75,000	Welded Steel	1	NA
250,000	Bolted Steel	2	2017
NA	NA	NA	NA
NA	NA	NA	NA
NA	NA	NA	NA
NA	NA	NA	NA

PRESSURE/BLADDER TANKS			
Capacity (gallons)	Material	Quantity	Year installed
7,000	Steel	1	NA
NA	NA	NA	NA
NA	NA	NA	NA
NA	NA	NA	NA
NA	NA	NA	NA
NA	NA	NA	NA

\* A standard fire hydrant has two 2.5 inch hose connection nozzles with 7.5 threads per inch, and one 4.5 inch pumper connection nozzle with 4 threads per inch.

<b>Water Utility Plant Description (Continued)</b>
--

For the following three items, list the utility owned assets in each category for each system.

<b>TREATMENT EQUIPMENT:</b>	Liquid Chlorine Storage and Injection system: St George (55-6000333) and Curcio (55-532195)
-----------------------------	---

<b>STRUCTURES:</b>	55-6000333 St George - Pressure tank; 55-532195 Curcio Pressure Tank; 77000 Gallon storage tank
--------------------	---

<b>OTHER:</b>	na
---------------	----

Provide a calculation used to determine the value of one water equivalent residential connection (ERC).

Use one of the following methods:

- (a) If actual flow data are available from the preceding 12 months, divide the total annual single family residence (SFR) gallons sold by the average number of single family residence customers for the same period and divide the result by
- (b) If no historical flow data are available, use:  
 $ERC = ( \text{Total SFR gallons sold (Omit 000)} / 365 \text{ days} / 350 \text{ gallons per day} )$

ERC 

75
----

  
 Method used: 

(a)
-----

Customer and Other Information	
Name of the System:	FORT MOJAVE TRIBAL UTIL
ADEQ Public Water System Number:	AZ0408003
ADWR PCC Number:	91-000308.0000

Month	Number of Customers				Other Non-Residential
	Single-Family	Multi-Family	Commercial	Turf/Irrigation	
January	998	0	77	0	0
February	997	0	77	0	0
March	997	0	76	0	0
April	998	0	76	0	0
May	998	0	76	0	0
June	995	0	76	0	0
July	997	0	77	0	0
August	996	0	77	0	0
September	998	0	78	0	0
October	999	0	78	0	0
November	999	0	78	0	0
December	998	0	78	0	0

If the system has fire hydrants, what is the fire flow requirements?  GPM for  hrs.

Does the system have chlorination treatment?

Does the Company have an ADWR Gallons Per Capita Per Day (GPCPD) requirement?   
 If yes, provide the GPCPD amount:

Is the Water Utility located in an ADWR Active Management Area (AMA)?   
 If yes, which AMA?

What is the present system connection capacity (in ERCs \*) using existing lines?

What is the future system connection capacity (in ERCs \*) upon service area buildout?

Describe any plans and estimated completion dates for any enlargements or improvements of this system.

\* an ERC is based on the calculation on the bottom of AR9 page 12.

Fort Mojave Tribal Utilities Authority  
 Annual Report  
 Utility Shutoffs / Disconnects  
 12/31/22

Utility Shutoffs / Disconnects	
Name of the System:	FORT MOJAVE TRIBAL UTIL
ADEQ Public Water System Number:	AZ0408003
ADWR PCC Number:	91-000308.0000

Month	Termination without Notice R14-2-410.B	Termination with Notice R14-2-410.C	Other
January	0	0	0
February	0	7	0
March	0	8	0
April	0	5	0
May	0	12	0
June	0	15	0
July	0	22	0
August	0	7	0
September	0	8	0
October	0	0	0
November	0	13	0
December	0	10	0
<b>Total</b>	<b>0</b>	<b>107</b>	<b>0</b>

Other (description):

None

**Instructions:** Fill out the Grey Cells with the relevent information. Input 0 or none if there is nothing recorded in that account or there is no applicable information to report.



**Property Taxes**

Amount of actual property taxes paid during Calendar Year 2022 was

\$8,806

If no property taxes paid, explain why.

NA

**Instructions:** Fill out the Grey Cells with the relevant information. Input 0 or none if there is nothing recorded in that account or there is no applicable information to report.

Verification and Sworn Statement (Taxes)

Verification: State of Arizona, the undersigned of the  
(state name)

County of (county name): Mohave  
Name (owner or official) title: Timothy Kellett, General Manager  
Company name: Fort Mojave Tribal Utilities Authority

DO SAY THAT THIS ANNUAL UTILITY PROPERTY TAX AND SALES TAX REPORT TO THE ARIZONA CORPORATION COMMISSION.

FOR THE YEAR ENDING: 12/31/22

HAS BEEN PREPARED UNDER MY DIRECTION, FROM THE ORIGINAL BOOKS, PAPERS AND RECORDS OF SAID UTILITY; THAT I HAVE CAREFULLY EXAMINED THE SAME, AND DECLARE THE SAME TO BE A COMPLETE AND CORRECT STATEMENT OF BUSINESS AND AFFAIRS OF SAID UTILITY FOR THE PERIOD COVERED BY THIS REPORT IN RESPECT TO EACH AND EVERY MATTER AND THING SET FORTH, TO THE BEST OF MY KNOWLEDGE, INFORMATION AND BELIEF.

Sworn Statement: I HEREBY ATTEST THAT ALL PROPERTY TAXES FOR SAID COMPANY ARE CURRENT AND PAID IN FULL.

I HEREBY ATTEST THAT ALL SALES TAXES FOR SAID COMPANY ARE CURRENT AND PAID IN FULL.


Timothy Kellett  
signature of owner/official

928-768-1500  
telephone no.

SUBSCRIBED AND SWORN TO BEFORE ME A NOTARY PUBLIC  
IN AND FOR THE COUNTY

THIS 19<sup>th</sup> DAY OF Mohave  
April 2023  
(month) and (year)

MY COMMISSION EXPIRES 2/8/2027  
(date)



Wendy K Gastineau  
(signature of notary public)

Verification and Sworn Statement

Verification:

State of Arizona I, the undersigned of the  
(state name)  
County of (county name): Mohave  
Name (owner or official) title: Timothy Kellett, General Manager  
Company name: Fort Mojave Tribal Utilities Authority

DO SAY THAT THIS ANNUAL UTILITY PROPERTY TAX AND SALES TAX REPORT TO THE ARIZONA CORPORATION COMMISSION.

FOR THE YEAR ENDING: 12/31/22

HAS BEEN PREPARED UNDER MY DIRECTION, FROM THE ORIGINAL BOOKS, PAPERS AND RECORDS OF SAID UTILITY; THAT I HAVE CAREFULLY EXAMINED THE SAME, AND DECLARE THE SAME TO BE A COMPLETE AND CORRECT STATEMENT OF BUSINESS AND AFFAIRS OF SAID UTILITY FOR THE PERIOD COVERED BY THIS REPORT IN RESPECT TO EACH AND EVERY MATTER AND THING SET FORTH, TO THE BEST OF MY KNOWLEDGE, INFORMATION AND BELIEF.


Sworn Statement: IN ACCORDANCE WITH THE REQUIREMENTS OF TITLE 40, ARTICLE 8, SECTION 40-401, ARIZONA REVISED STATUTES, IT IS HEREIN REPORTED THAT THE GROSS OPERATING REVENUE OF SAID UTILITY DERIVED FROM ARIZONA INTRASTATE UTILITY OPERATIONS DURING THE CALENDAR YEAR WAS:

Arizona Intrastate Gross Operating Revenues Only (\$)  
\$301,355  
(The amount in the box above includes  
\$16,876 in sales taxes  
billed or collected)

Timothy Kellett  
signature of owner/official  
928-768-1500  
telephone no.

SUBSCRIBED AND SWORN TO BEFORE ME A NOTARY PUBLIC  
IN AND FOR THE COUNTY Mohave  
THIS 19th DAY OF April 2023  
(county name) (month) and (year)

MY COMMISSION EXPIRES 2/8/2027  
(date)



Wendy K Gastineau  
(signature of notary public)

**Verification and Sworn Statement (Residential Revenue)**

**Verification:**

State of Arizona I, the undersigned of the  
(state name)

County of (county name): Mohave  
Name (owner or official) title: Timothy Kellett, General Manager  
Company name: Fort Mojave Tribal Utilities Authority

DO SAY THAT THIS ANNUAL UTILITY PROPERTY TAX AND SALES TAX REPORT TO THE ARIZONA CORPORATION COMMISSION.

FOR THE YEAR ENDING: 12/31/22

HAS BEEN PREPARED UNDER MY DIRECTION, FROM THE ORIGINAL BOOKS, PAPERS AND RECORDS OF SAID UTILITY; THAT I HAVE CAREFULLY EXAMINED THE SAME, AND DECLARE THE SAME TO BE A COMPLETE AND CORRECT STATEMENT OF BUSINESS AND AFFAIRS OF SAID UTILITY FOR THE PERIOD COVERED BY THIS REPORT IN RESPECT TO EACH AND EVERY MATTER AND THING SET FORTH, TO THE BEST OF MY KNOWLEDGE, INFORMATION AND BELIEF.

**Sworn Statement:** IN ACCORDANCE WITH THE REQUIREMENTS OF TITLE 40, ARTICLE 8, SECTION 40-401, ARIZONA REVISED STATUTES, IT IS HEREIN REPORTED THAT THE GROSS OPERATING REVENUE OF SAID UTILITY DERIVED FROM ARIZONA INTRASTATE UTILITY OPERATIONS RECEIVED FROM RESIDENTIAL CUSTOMERS DURING THE CALENDAR YEAR WAS:

Arizona Intrastate Gross Operating Revenues Only (\$)

\$301,355  
(The amount in the box above includes  
\$16,876 in sales taxes  
billed or collected)


Timothy Kellett  
signature of owner/official

928-768-1500  
telephone no.

SUBSCRIBED AND SWORN TO BEFORE ME A NOTARY PUBLIC  
IN AND FOR THE COUNTY Mohave  
(county name)

THIS 19<sup>th</sup> DAY OF April 2023  
(month) and (year)

MY COMMISSION EXPIRES 2/8/2027  
(date)



Wendy K. Gastineau  
(signature of notary public)

**Full Gross-up Method for Income Tax Statement of Certification**

**Verification:**

State of Arizona I, the undersigned of the  
(state name)

County of (county name): Mohave  
Name (owner or official) title: Timothy Kellett, General Manager  
Company name: Fort Mojave Tribal Utilities Authority

FOR THE YEAR ENDING: 12/31/22

**Sworn Statement:**

IN ACCORDANCE WITH THE REQUIREMENTS OF DECISION NO. 77084, BECAUSE THE UTILITY REQUIRES THE GROSS UP OF ADVANCES AND CONTRIBUTIONS, I HEREBY STATE THAT THE UTILITY HAS NOT INCURRED NOR IS EXPECTED TO INCUR A NET INCREASE IN CURRENT INCOME TAX EXPENSE OR A DECREASE IN DEFERRED TAX ASSET FOR A CARRY FORWARD ACCORDING TO GAAP IN AN AMOUNT EQUAL TO OR GREATER THAN THE AMOUNT OF THE REQUIRED GROSS UP PAID BY DEVELOPERS IN THE PERIOD COVERED BY THIS ANNUAL REPORT.

Timothy Kellett

signature of owner/official

928-768-1500

telephone no.

SUBSCRIBED AND SWORN TO BEFORE ME A NOTARY PUBLIC  
IN AND FOR THE COUNTY

Mohave

(county name)

THIS

19th

DAY OF

April 2023

(month) and (year)

MY COMMISSION EXPIRES

2/8/2027

(date)

Wendy K Gastineau

(signature of notary public)

