

Rec

ANNUAL REPORT

Of

Company Name: Fort Mojave Tribal Utilities Authority
PO Box 5559

Mailing Address: Mohave Valley AZ
86446

Docket No.: W-02524A
For the Year Ended: 12/31/19

**RECEIVED
BY EMAIL**
3/26/2020, 01:33 PM
ARIZONA CORPORATION COMMISSION
UTILITIES DIVISION

WATER UTILITY

To

Arizona Corporation Commission

Due on April 15th

Email: rdelafuente@azcc.gov, mail or deliver the completed Annual Report to:
Arizona Corporation Commission
Compliance Section - Utilities Division
1200 West Washington Street
Phoenix, Arizona 85007

Application Type: Original Filing

Application Date: 3/23/2020

ARIZONA CORPORATION COMMISSION
WATER UTILITY ANNUAL REPORT
Fort Mojave Tribal Utilities Authority
A Class Utility

For the Calendar Year Ended: 12/31/19

Primary Address:
City: State: Zip Code:

Telephone Number:

Date of Original Organization of Utility:

Person to whom correspondence should be addressed concerning this report:

Name:
Telephone No. :
Address:
City: State: Zip Code:
Email:

On-Site Manager
Name:
Telephone No. :
Address:
City: State: Zip Code:
Email:

NA
Name:
Telephone No. :
Address:
City: State: Zip Code:
Email:

NA
Name:
Telephone No. :
Address:
City: State: Zip Code:
Email:

NA
Name:
Telephone No. :
Address:
City: State: Zip Code:
Email:

Ownership:

Counties Served:

Important changes during the year
--

	For those companies not subject to the affiliated interest rules, has there been a change in ownership or direct control during the year?
	If yes, please provide specific details in the box below.
	Bryan Hickstein is no longer General Manager. As of 10/11/2019 Tim Fontenot has taken that role.

	Has the company been notified by any other regulatory authorities during the year, that they are out of compliance?
	If yes, please provide specific details in the box below.
	No

Fort Mojave Tribal Utilities Authority
Annual Report
Utility Plant in Service (Water)
12/31/19

Utility Plant in Service (Water)							
Account No.	Description	Beginning Year Original Cost	Current Year Additions	Current Year Retirements	Adjusted Original Cost	Accumulated Depreciation	OCLD (OC less AD)
301	Organization	\$0	\$0	\$0	\$0	\$0	\$0
302	Franchises	0	0	0	0	0	0
303	Land and Land Rights	0	0	0	0	0	0
304	Structures and Improvements	163,666	0	0	163,666	103,082	60,584
305	Collecting & Improving Reservoirs	0	0	0	0	0	0
306	Lake, River, Canal Intakes	0	0	0	0	0	0
307	Wells and Springs	610,834	144,651	0	755,485	292,402	463,083
308	Infiltration Galleries	0	0	0	0	0	0
309	Supply Mains	0	0	0	0	0	0
310	Power Generation Equipment	0	0	0	0	0	0
311	Pumping Equipment	0	0	0	0	0	0
320	Water Treatment Equipment	131,860	0	0	131,860	83,049	48,811
320.1	Water Treatment Plants	0	0	0	0	0	0
320.2	Solution Chemical Feeders	0	0	0	0	0	0
320.3	Point-of-Use Treatment Devices	0	0	0	0	0	0
330	Distribution Reservoirs and Standpipes	0	0	0	0	0	0
330.1	Storage Tanks	245,442	0	0	245,442	184,869	60,573
330.2	Pressure Tanks	0	0	0	0	0	0
331	Transmission and Distribution Mains	2,639,687	0	0	2,639,687	1,784,748	854,939
333	Services	158,080	0	0	158,080	158,080	0
334	Meters and Meter Installations	124,794	0	0	124,794	1,170	123,624
335	Hydrants	105,108	0	0	105,108	71,252	33,856
336	Backflow Prevention Devices	0	0	0	0	0	0
339	Other Plant and Misc. Equipment	0	0	0	0	0	0
340	Office Furniture and Equipment	40,623	0	40,623	0	0	0
340.1	Computer & Software	14,464	9,622	0	24,086	1,326	22,760
341	Transportation Equipment	268,524	0	0	268,524	244,169	24,355
342	Stores Equipment	0	0	0	0	0	0
343	Tools, Shop and Garage Equipment	216,793	5,148	0	221,941	166,795	55,146
344	Laboratory Equipment	0	0	0	0	0	0
345	Power Operated Equipment	0	0	0	0	0	0
346	Communication Equipment	0	0	0	0	0	0
347	Miscellaneous Equipment	0	0	0	0	0	0
348	Other Tangible Plant	0	0	0	0	0	0
	Totals	\$4,719,875	\$159,421	\$40,623	\$4,838,673	\$3,090,941	\$1,747,732

Fort Mojave Tribal Utilities Authority
 Annual Report
 Depreciation Expense for the Current Year (Water)
 12/31/19

Depreciation Expense for the Current Year (Water)									
Account No.	Description	Beginning Year Original Cost	Current Year Additions	Current Year Retirements	Adjusted Original Cost	Fully Depreciated/Non-depreciable Plant	Depreciable Plant	Depreciation Percentages	Depreciation Expense
301	Organization	\$0	\$0	\$0	\$0	\$0	\$0	0.00%	\$0
302	Franchises	0	0	0	0	0	0	0.00%	0
303	Land and Land Rights	0	0	0	0	0	0	0.00%	0
304	Structures and Improvements	163,666	0	0	163,666	0	163,666	3.00%	4,910
305	Collecting & Improving Reservoirs	0	0	0	0	0	0	0.00%	0
306	Lake, River, Canal Intakes	0	0	0	0	0	0	0.00%	0
307	Wells and Springs	610,834	144,651	0	755,485	0	755,485	2.00%	13,663
308	Infiltration Galleries	0	0	0	0	0	0	0.00%	0
309	Supply Mains	0	0	0	0	0	0	0.00%	0
310	Power Generation Equipment	0	0	0	0	0	0	0.00%	0
311	Pumping Equipment	0	0	0	0	0	0	0.00%	0
320	Water Treatment Equipment	131,860	0	0	131,860	0	131,860	3.00%	3,956
320.1	Water Treatment Plants	0	0	0	0	0	0	0.00%	0
320.2	Solution Chemical Feeders	0	0	0	0	0	0	0.00%	0
320.3	Point-of-Use Treatment Devices	0	0	0	0	0	0	0.00%	0
330	Distribution Reservoirs and Standpipes	0	0	0	0	0	0	0.00%	0
330.1	Storage Tanks	245,442	0	0	245,442	0	245,442	2.00%	4,909
330.2	Pressure Tanks	0	0	0	0	0	0	0.00%	0
331	Transmission and Distribution Mains	2,639,687	0	0	2,639,687	0	2,639,687	2.00%	52,794
333	Services	158,080	0	0	158,080	0	158,080	3.00%	4,742
334	Meters and Meter Installations	124,794	0	0	124,794	0	124,794	0.00%	0
335	Hydrants	105,108	0	0	105,108	0	105,108	2.00%	2,102
336	Backflow Prevention Devices	0	0	0	0	0	0	0.00%	0
339	Other Plant and Misc. Equipment	0	0	0	0	0	0	0.00%	0
340	Office Furniture and Equipment	40,623	0	40,623	0	0	0	3.00%	609
340.1	Computer & Software	14,464	9,622	0	24,086	0	24,086	0.00%	0
341	Transportation Equipment	268,524	0	0	268,524	0	268,524	5.00%	13,426
342	Stores Equipment	0	0	0	0	0	0	0.00%	0
343	Tools, Shop and Garage Equipment	216,793	5,148	0	221,941	0	221,941	6.00%	13,162
344	Laboratory Equipment	0	0	0	0	0	0	0.00%	0
345	Power Operated Equipment	0	0	0	0	0	0	0.00%	0
346	Communication Equipment	0	0	0	0	0	0	0.00%	0
347	Miscellaneous Equipment	0	0	0	0	0	0	0.00%	0
348	Other Tangible Plant	0	0	0	0	0	0	0.00%	0
	Subtotal	\$4,719,875	\$159,421	\$40,623	\$4,838,673	\$0	\$4,838,673		\$114,274

Contribution(s) in Aid of Construction (Gross) \$0
 Less: Non Amortizable Contribution(s) 0
 Fully Amortized Contribution(s) 0
 Amortizable Contribution(s) \$0
 Times: Proposed Amortization Rate 2.36%
 Amortization of CIAC \$0

Less: Amortization of CIAC \$0

DEPRECIATION EXPENSE \$114,274

Fort Mojave Tribal Utilities Authority
 Annual Report
 Balance Sheet Assets
 12/31/19

Balance Sheet Assets				
	Assets		Balance at Beginning of Year (2019)	Balance at End of Year (2019)
Account No.	Current and Accrued Assets			
131	Cash		\$892,937	\$914,618
134	Working Funds		0	0
135	Temporary Cash Investments		0	0
141	Customer Accounts Receivable		181,248	172,314
146	Notes Receivable from Associated Companies		0	0
151	Plant Material and Supplies		0	0
162	Prepayments		0	0
174	Miscellaneous Current and Accrued Assets		0	0
	Total Current and Accrued Assets		\$1,074,185	\$1,086,932
Account No.	Fixed Assets			
101	Utility Plant in Service*		\$4,719,875	\$4,838,673
103	Property Held for Future Use		0	0
105	Construction Work in Progress		0	0
108	Accumulated Depreciation (enter as negative)*		(2,863,678)	(3,090,941)
121	Non-Utility Property		392,120	389,550
122	Accumulated Depreciation - Non Utility		0	0
	Total Fixed Assets		\$2,248,317	\$2,137,282
	Total Assets		\$3,322,502	\$3,224,214

*Note these items feed automatically from AR3 UPIS Page 4

Fort Mojave Tribal Utilities Authority
Annual Report
Balance Sheet Liabilities and Owners Equity

Balance Sheet Liabilities and Owners Equity				
	Liabilities		Balance at Beginning of Year (2019)	Balance at End of Year (2019)
Account No.	Current Liabilities			
231	Accounts Payable		\$71,663	\$71,063
232	Notes Payable (Current Portion)		0	0
234	Notes Payable to Associated Companies		0	0
235	Customer Deposits		33,122	19,868
236	Accrued Taxes		0	0
237	Accrued Interest		0	0
242	Miscellaneous Current and Accrued Liabilities		97,759	113,096
	Total Current Liabilities		\$202,544	\$204,027
	Long Term Debt			
224	Long Term Debt (Notes and Bonds)		\$91,122	\$86,060
	Deferred Credits			
251	Unamortized Premium on Debt		\$0	\$0
252	Advances in Aid of Construction		0	0
255	Accumulated Deferred Investment Tax Credits		0	0
271	Contributions in Aid of Construction		0	0
272	Less: Amortization of Contributions		0	0
281	Accumulated Deferred Income Tax		0	0
	Total Deferred Credits		\$0	\$0
	Total Liabilities		\$293,666	\$290,086
	Capital Accounts			
201	Common Stock Issued		\$0	\$0
211	Other Paid-In Capital		0	0
215	Retained Earnings		3,028,836	2,934,128
218	Proprietary Capital (Sole Props and Partnerships)		0	0
	Total Capital		\$3,028,836	\$2,934,128
	Total Liabilities and Capital		\$3,322,502	\$3,224,214

Note: Total liabilities and Capital must match total assets for the beginning and end of the year!

Water Comparative Income Statement			
Account No.	Calendar Year	Current Year 01/01/2019 -	Last Year 01/01/2018 - 12/31/2018
	Operating Revenue		
461	Metered Water Revenue	\$271,546	\$281,002
460	Unmetered Water Revenue	0	0
462	Fire Protection Revenue	0	0
469	Guaranteed Revenues (Surcharges)	0	0
471	Miscellaneous Service Revenues	0	0
474	Other Water Revenue	0	0
	Total Revenues	\$271,546	\$281,002
	Operating Expenses		
601	Salaries and Wages	\$213,375	\$205,178
604	Employee Pensions and Benefits	68,782	63,330
610	Purchased Water	115,099	224,759
615	Purchased Power	15,953	14,821
618	Chemicals	24,426	14,588
620	Materials and Supplies	73,453	65,218
620.1	Repairs and Maintenance	66,701	50,515
620.2	Office Supplies and Expense	25,900	19,302
630	Contractual Services	40,990	33,115
631	Contractual Services - Engineering	0	0
632	Contractual Services - Accounting	5,936	5,178
633	Contractual Services - Legal	0	0
634	Contractual Services - Management Fees	0	0
635	Contractual Services - Water Testing	21,643	15,227
636	Contractual Services - Other	0	0
640	Rents	0	0
641	Rental of Building/Real Property	0	0
642	Rental of Equipment	0	0
650	Transportation Expenses	55,329	36,084
657	Insurance - General Liability	0	0
657.1	Insurance - Health and Life	69,939	71,554
665	Regulatory Commission Expense - Rate	0	0
670	Bad Debt Expense	0	0
675	Miscellaneous Expense	50,218	48,483
403	Depreciation Expense (From Schedule AR4)	114,274	111,905
408	Taxes Other Than Income	16,233	16,469
408.11	Property Taxes	10,016	10,295
409	Income Taxes	0	0
427.1	Customer Security Deposit Interest	0	0
	Total Operating Expenses	\$988,265	\$1,006,021
	Operating Income / (Loss)	(\$716,719)	(\$725,019)
	Other Income / (Expense)		
419	Interest and Dividend Income	\$0	\$0
421	Non-Utility Income	0	0
426	Miscellaneous Non-Utility (Expense)	0	0
427	Interest (Expense)	0	0
	Total Other Income / (Expense)	\$0	\$0
	Net Income / (Loss)	(\$716,719)	(\$725,019)

Full time equivalent employees

	Direct Company	Allocated	Outside service	Total
President	0.0	0.0	0.0	0.0
Vice-president	0.0	0.0	0.0	0.0
Manager	1.0	0.0	0.0	1.0
Engineering Staff	0.0	0.0	0.0	0.0
System Operator(s)	9.0	0.0	0.0	9.0
Meter reader	0.0	0.0	0.0	0.0
Customer Service	3.0	0.0	0.0	3.0
Accounting	1.0	0.0	0.0	1.0
Business Office	0.0	0.0	0.0	0.0
Rates Department	0.0	0.0	0.0	0.0
Administrative Staff	2.0	0.0	0.0	2.0
Other	0.0	0.0	0.0	0.0
Total	16.0	0.0	0.0	16.0

Fort Mojave Tribal Utilities Authority
 Annual Report
 Supplemental Financial Data (Long-Term Debt)
 12/31/19

Supplemental Financial Data (Long-Term Debt)				
	Loan #1	Loan #2	Loan #3	Loan #4
Date Issued	1/19/2012			
Source of Loan	Aha Macav Power			
ACC Decision No.	none			
Reason for Loan	Cash Flow			
Dollar Amt. Issued	\$300,000			
Amount Outstanding	\$224,699			
Date of Maturity	10/1/2032			
Interest Rate	5.00%			
Current Year Interest	\$11,568			
Current Year Principal	\$12,191			

Meter Deposit Balance at Test Year End:	\$0
---	-----

Meter Deposits Refunded During the Test Year:	\$0
---	-----

List all bonds, notes, loans, and other types of indebtedness in which the proceeds were used in the provision of public utility service. Indebtedness incurred for personal uses by the owner of the utility should not be listed. Input 0 or none if there is nothing to report for that cell.

Well and Water Usage

Well and Water Usage												
Name of the System: FORT MOJAVE TRIBAL UTIL												
ADEQ Public Water System Number: AZ0408003												
ADWR PCC Number: 91-000308.0000												
Well registry 55# (55-XXXXXX):	Pump Horsepower	Pump Yield (gpm)	Casing Depth (feet)	Casing Diameter (inches)	Pump Motor Type **	Year Drilled	Water level 2010	Water level 2019	Meter Size (inches)	How measured:	Active	
55-532195	25	255	120'	8"	na	1992	na	na	4"	Metered	Yes	
55-600333	10	200	180'	22"	na	1979	na	na	4"	Metered	Yes	
0	0	0	0	0	0	0	0	0	0	0	0	
0	0	0	0	0	0	0	0	0	0	0	0	
0	0	0	0	0	0	0	0	0	0	0	0	
0	0	0	0	0	0	0	0	0	0	0	0	
0	0	0	0	0	0	0	0	0	0	0	0	
0	0	0	0	0	0	0	0	0	0	0	0	
0	0	0	0	0	0	0	0	0	0	0	0	
0	0	0	0	0	0	0	0	0	0	0	0	
0	0	0	0	0	0	0	0	0	0	0	0	
0	0	0	0	0	0	0	0	0	0	0	0	
0	0	0	0	0	0	0	0	0	0	0	0	
0	0	0	0	0	0	0	0	0	0	0	0	
0	0	0	0	0	0	0	0	0	0	0	0	
0	0	0	0	0	0	0	0	0	0	0	0	
0	0	0	0	0	0	0	0	0	0	0	0	
0	0	0	0	0	0	0	0	0	0	0	0	
0	0	0	0	0	0	0	0	0	0	0	0	
0	0	0	0	0	0	0	0	0	0	0	0	
0	0	0	0	0	0	0	0	0	0	0	0	
0	0	0	0	0	0	0	0	0	0	0	0	

Name of system water delivered to: FORT MOJAVE TRIBAL UTIL
 ADWR PCC Number: 91-000308.0000
 Source of water delivered to another system: Other

Name of system water received from: EPCOR WATER ARIZONA INC- MOHAVE
 ADWR PCC Number: 91-000322.0000
 Source of water received: Ground Water
 Well registry 55# (55-XXXXXX): n/a

Month	Water withdrawn (gallons) ¹	Water sold (gallons) ²	Water delivered (sold) to other systems (gallons) ³	Water received (purchased) from other systems (gallons) ⁴	Estimated authorized use (gallons) ⁵	Purchased Power Expense ⁶	Purchased Power (kWh) ⁷
January	0.00	5,571,972.00	0.00	31,564.00	5,571,972.00	\$4,154	34,564
February	0.00	5,765,340.00	0.00	35,490.00	5,765,340.00	3,481	26,784
March	0.00	6,074,889.60	0.00	36,011.00	6,074,889.60	3,583	27,463
April	41,956.00	6,144,721.20	0.00	42,693.00	6,144,721.20	4,049	32,805
May	20,691.00	7,491,305.20	0.00	35,931.00	7,491,305.20	4,059	30,970
June	38,728.00	7,427,070.00	0.00	19,429.00	7,427,070.00	4,025	32,303
July	31,954.00	7,912,727.20	0.00	25,819.00	7,912,727.20	4,492	37,056
August	40,060.00	9,107,375.60	0.00	32,213.00	9,107,375.60	4,381	35,707
September	27,251.00	7,987,920.00	0.00	39,519.00	7,987,920.00	3,601	27,128
October	43,943.00	7,301,813.60	0.00	33,070.00	7,301,813.60	4,283	33,878
November	35,520.00	5,680,062.00	0.00	26,866.00	5,680,062.00	3,855	28,294
December	40,985.00	4,454,600.00	0.00	26,182.00	4,454,600.00	3,792	28,845
Totals	321,088.00	80,919,796.40	0.00	384,787.00	80,919,796.40	\$47,755	375,797

If applicable, in the space below please provide a description for all un-metered water use along with amounts:
 NA

1 Water withdrawn - Total gallons of water withdrawn from pumped sources.
 2 Water sold - Total gallons from customer meters, and other sales such as construction water.
 3 Water delivered (sold) to other systems - Total gallons of water delivered to other systems.
 4 Water received (purchased) from other systems - Total gallons of water purchased/received from other systems.
 5 Estimated authorized use - Total estimated gallons from authorized metered or unmetered use. Authorized uses such as flushing (mains, services and hydrants) draining/cleaning tanks, process, construction, fire fighting, etc. Non-authorized use (real losses) are service line breaks and leaks, water main breaks, meter inaccuracies and theft.
 6 Enter the total purchased power costs for the power meters associated with this system.
 7 Enter the total purchased kWh used by the power meters associated with this system.

Well and Water Usage											
Name of the System: FORT MOJAVE TRIBAL UTIL											
ADEQ Public Water System Number: AZ0408003											
ADWR PCC Number: 91-000308.0000											
Well registry 55# (55-XXXXXX):	Pump Horsepower	Pump Yield (gpm)	Casing Depth (feet)	Casing Diameter (inches)	Pump Motor Type **	Year Drilled	Water level 2010	Water level 2019	Meter Size (inches)	How measured:	Active
55-532195	25	255	120'	8"	na	1992	na	na	4"	Metered	Yes
55-600333	10	200	180'	22"	na	1979	na	na	4"	Metered	Yes
0	0	0	0	0	0	0	0	0	0	0	0
0	0	0	0	0	0	0	0	0	0	0	0
0	0	0	0	0	0	0	0	0	0	0	0
0	0	0	0	0	0	0	0	0	0	0	0
0	0	0	0	0	0	0	0	0	0	0	0
0	0	0	0	0	0	0	0	0	0	0	0
0	0	0	0	0	0	0	0	0	0	0	0
0	0	0	0	0	0	0	0	0	0	0	0
0	0	0	0	0	0	0	0	0	0	0	0
0	0	0	0	0	0	0	0	0	0	0	0
0	0	0	0	0	0	0	0	0	0	0	0
0	0	0	0	0	0	0	0	0	0	0	0
0	0	0	0	0	0	0	0	0	0	0	0
0	0	0	0	0	0	0	0	0	0	0	0
0	0	0	0	0	0	0	0	0	0	0	0
0	0	0	0	0	0	0	0	0	0	0	0
0	0	0	0	0	0	0	0	0	0	0	0
0	0	0	0	0	0	0	0	0	0	0	0
0	0	0	0	0	0	0	0	0	0	0	0
0	0	0	0	0	0	0	0	0	0	0	0
0	0	0	0	0	0	0	0	0	0	0	0
0	0	0	0	0	0	0	0	0	0	0	0

Name of system water delivered to: FORT MOJAVE TRIBAL UTIL
 ADWR PCC Number: 91-000308.0000
 Source of water delivered to another system: Other

Name of system water received from: BERMUDA WATER CO INC
 ADWR PCC Number: 91-000336.0000
 Source of water received: Ground Water
 Well registry 55# (55-XXXXXX): n/a

Month	Water withdrawn (gallons) ¹	Water sold (gallons) ²	Water delivered (sold) to other systems (gallons) ³	Water received (purchased) from other systems (gallons) ⁴	Estimated authorized use (gallons) ⁵	Purchased Power Expense ⁶	Purchased Power (kWh) ⁷
January	0.00	5,571,972.00	0.00	4,785,000.00	5,571,972.00	\$4,154	34,564
February	0.00	5,765,340.00	0.00	4,729,000.00	5,765,340.00	3,481	26,784
March	0.00	6,074,889.60	0.00	4,070,000.00	6,074,889.60	3,583	27,463
April	41,956.00	6,144,721.20	0.00	5,479,350.00	6,144,721.20	4,049	32,805
May	20,691.00	7,491,305.20	0.00	4,428,650.00	7,491,305.20	4,059	30,970
June	38,728.00	7,427,070.00	0.00	4,748,000.00	7,427,070.00	4,025	32,303
July	31,954.00	7,912,727.20	0.00	4,939,000.00	7,912,727.20	4,492	37,056
August	40,060.00	9,107,375.60	0.00	6,124,000.00	9,107,375.60	4,381	35,707
September	27,251.00	7,987,920.00	0.00	5,403,000.00	7,987,920.00	3,601	27,128
October	43,943.00	7,301,813.60	0.00	5,658,000.00	7,301,813.60	4,283	33,878
November	35,520.00	5,680,062.00	0.00	5,448,000.00	5,680,062.00	3,855	28,294
December	40,985.00	4,454,600.00	0.00	5,471,000.00	4,454,600.00	3,792	28,845
Totals	321,088.00	80,919,796.40	0.00	61,283,000.00	80,919,796.40	\$47,755	375,797

If applicable, in the space below please provide a description for all un-metered water use along with amounts:

1 Water withdrawn - Total gallons of water withdrawn from pumped sources.
 2 Water sold - Total gallons from customer meters, and other sales such as construction water.
 3 Water delivered (sold) to other systems - Total gallons of water delivered to other systems.
 4 Water received (purchased) from other systems - Total gallons of water purchased/received from other systems.
 5 Estimated authorized use - Total estimated gallons from authorized metered or unmetered use. Authorized uses such as flushing (mains, services and hydrants) draining/cleaning tanks, process, construction, fire fighting, etc. Non-authorized use (real losses) are service line breaks and leaks, water main breaks, meter inaccuracies and theft.
 6 Enter the total purchased power costs for the power meters associated with this system.
 7 Enter the total purchased kWh used by the power meters associated with this system.

Well and Water Usage												
Name of the System:			FORT MOJAVE TRIBAL UTIL									
ADEQ Public Water System Number:			AZ0408003									
ADWR PCC Number:			91-000308.0000									
Well registry 55# (55-XXXXXX):	Pump Horsepower	Pump Yield (gpm)	Casing Depth (feet)	Casing Diameter (inches)	Pump Motor Type **	Year Drilled	Water level 2010	Water level 2019	Meter Size (inches)	How measured:	Active	
55-532195	25	255	120'	8"	na	1992	na	na	4"	Metered	Yes	
55-600333	10	200	180'	22"	na	1979	na	na	4"	Metered	Yes	
0	0	0	0	0	0	0	0	0	0	0	0	
0	0	0	0	0	0	0	0	0	0	0	0	
0	0	0	0	0	0	0	0	0	0	0	0	
0	0	0	0	0	0	0	0	0	0	0	0	
0	0	0	0	0	0	0	0	0	0	0	0	
0	0	0	0	0	0	0	0	0	0	0	0	
0	0	0	0	0	0	0	0	0	0	0	0	
0	0	0	0	0	0	0	0	0	0	0	0	
0	0	0	0	0	0	0	0	0	0	0	0	
0	0	0	0	0	0	0	0	0	0	0	0	
0	0	0	0	0	0	0	0	0	0	0	0	
0	0	0	0	0	0	0	0	0	0	0	0	
0	0	0	0	0	0	0	0	0	0	0	0	
0	0	0	0	0	0	0	0	0	0	0	0	
0	0	0	0	0	0	0	0	0	0	0	0	
0	0	0	0	0	0	0	0	0	0	0	0	
0	0	0	0	0	0	0	0	0	0	0	0	
0	0	0	0	0	0	0	0	0	0	0	0	

Name of system water delivered to:	FORT MOJAVE TRIBAL UTIL
ADWR PCC Number:	91-000308.0000
Source of water delivered to another system	Other
Name of system water received from:	NA
ADWR PCC Number:	#N/A
Source of water received	Ground Water
Well registry 55# (55-XXXXXX):	n/a

Month	Water withdrawn (gallons) ¹	Water sold (gallons) ²	Water delivered (sold) to other systems (gallons) ³	Water received (purchased) from other systems (gallons) ⁴	Estimated authorized use (gallons) ⁵	Purchased Power Expense ⁶	Purchased Power (kWh) ⁷
January	0.00	5,571,972.00	0.00	1,057,065.00	5,571,972.00	\$4,154	34,564
February	0.00	5,765,340.00	0.00	879,018.00	5,765,340.00	3,481	26,784
March	0.00	6,074,889.60	0.00	567,808.00	6,074,889.60	3,583	27,463
April	41,956.00	6,144,721.20	0.00	1,149,830.00	6,144,721.20	4,049	32,805
May	20,691.00	7,491,305.20	0.00	1,487,223.00	7,491,305.20	4,059	30,970
June	38,728.00	7,427,070.00	0.00	1,550,063.00	7,427,070.00	4,025	32,303
July	31,954.00	7,912,727.20	0.00	1,582,531.00	7,912,727.20	4,492	37,056
August	40,060.00	9,107,375.60	0.00	1,621,881.00	9,107,375.60	4,381	35,707
September	27,251.00	7,987,920.00	0.00	1,672,004.00	7,987,920.00	3,601	27,128
October	43,943.00	7,301,813.60	0.00	3,826,277.00	7,301,813.60	4,283	33,878
November	35,520.00	5,680,062.00	0.00	(3,696,856.00)	5,680,062.00	3,855	28,294
December	40,985.00	4,454,600.00	0.00	0.00	4,454,600.00	3,792	28,845
Totals	321,088.00	80,919,796.40	0.00	11,696,844.00	80,919,796.40	\$47,755	375,797

If applicable, in the space below please provide a description for all un-metered water use along with amounts:

1 Water withdrawn - Total gallons of water withdrawn from pumped sources.
 2 Water sold - Total gallons from customer meters, and other sales such as construction water.
 3 Water delivered (sold) to other systems - Total gallons of water delivered to other systems.
 4 Water received (purchased) from other systems - Total gallons of water purchased/received from other systems.
 5 Estimated authorized use - Total estimated gallons from authorized metered or unmetered use. Authorized uses such as flushing (mains, services and hydrants) draining/cleaning tanks, process, construction, fire fighting, etc. Non-authorized use (real losses) are service line breaks and leaks, water main breaks, meter inaccuracies and theft.
 6 Enter the total purchased power costs for the power meters associated with this system.
 7 Enter the total purchased kWh used by the power meters associated with this system.

Water Utility Plant Description

Name of the System:	FORT MOJAVE TRIBAL UTIL	
ADEQ Public Water System Number:	AZ0408003	
ADWR PCC Number:	91-000308.0000	

MAINS		
Sizes (inches)	Material	Length (feet)
2.00	NA	0
3.00	NA	0
4.00	NA	0
5.00	NA	0
6.00	NA	0
8.00	NA	0
10.00	NA	0
12.00	NA	0
NA	NA	210,240
NA	NA	0
NA	NA	0
NA	NA	0
NA	NA	0
NA	NA	0
NA	NA	0

CUSTOMER METERS			
Size (inches)	Quantity	Percent over 1,00,000 gallons	Percent over 10 years old
5/8 X 3/4	2,135	0%	90%
0.75	0	0%	90%
1	96	0%	90%
1.5	7	0%	90%
Compound 3	6	0%	90%
Compound 4	1	100%	90%
Compound 6	2	0%	90%
NA	0	0%	0%
NA	0	0%	0%
NA	0	0%	0%
NA	0	0%	0%
NA	0	0%	0%
NA	0	0%	0%
NA	0	0%	0%
NA	0	0%	0%
NA	0	0%	0%
NA	0	0%	0%
NA	0	0%	0%

SERVICE LINES			
Material	Percent of system	Year installed	
Black poly	25%	NA	
Blue poly	30%	NA	
Galvanized steel	5%	NA	
PVC	40%	NA	
NA	0%	NA	

BOOSTER PUMPS			
Horsepower	GPM	Quantity	
7.5	225	1	
15	225	1	
0	0	0	
0	0	0	

FIRE HYDRANTS	
Type	Quantity
Standard *	32
Other	0

STORAGE TANKS			
Capacity (gallons)	Material	Quantity	Year installed
75,000	Welded Steel	1	NA
250,000	Bolted Steel	2	2017

PRESSURE/BLADDER TANKS			
Capacity (gallons)	Material	Quantity	Year installed
7,000	Steel	1	NA

* A standard fire hydrant has two 2.5 inch hose connection nozzles with 7.5 threads per inch, and one 4.5 inch pumper connection nozzle with 4 threads per inch.

Water Utility Plant Description (Continued)

For the following three items, list the utility owned assets in each category for each system.

TREATMENT EQUIPMENT:	Liquid Chlorine Storage and Injection system: St George 55-6000333 and Curcio 55-532195
-----------------------------	---

STRUCTURES:	55-6000333 St George - Pressure tank; 55-532195 Curcio Pressure Tank, 77000 Gallon Storage Tank
--------------------	---

OTHER:	
---------------	--

Provide a calculation used to determine the value of one water equivalent residential connection (ERC).

Use one of the following methods:

- (a) If actual flow data are available from the preceding 12 months, divide the total annual single family residence (SFR) gallons sold by the average number of single family residence customers for the same period and divide the result by 365
- (b) If no historical flow data are available, use:
 $ERC = (\text{Total SFR gallons sold (Omit 000)} / 365 \text{ days} / 350 \text{ gallons per day})$

ERC	75
Method used:	(a)

Customer and Other Information	
Name of the System:	FORT MOJAVE TRIBAL UTIL
ADEQ Public Water System Number:	AZ0408003
ADWR PCC Number:	91-000308.0000

Month	Number of Customers				
	Single-Family	Multi-Family	Commercial	Turf/Irrigation	Other Non-Residential
January	955	0	72	0	0
February	950	0	71	0	0
March	954	0	72	0	0
April	953	0	72	0	0
May	954	0	72	0	0
June	956	0	72	0	0
July	962	0	72	0	0
August	968	0	73	0	0
September	966	0	73	0	0
October	966	0	73	0	0
November	966	0	73	0	0
December	968	0	73	0	0

If the system has fire hydrants, what is the fire flow requirements? GPM for hrs.

Does the system have chlorination treatment?

Does the Company have an ADWR Gallons Per Capita Per Day (GPCPD) requirement?
 If yes, provide the GPCPD amount:

Is the Water Utility located in an ADWR Active Management Area (AMA)?
 If yes, which AMA?

What is the present system connection capacity (in ERCs *) using existing lines?

What is the future system connection capacity (in ERCs *) upon service area buildout?

Describe any plans and estimated completion dates for any enlargements or improvements of this system.

* an ERC is based on the calculation on the bottom of AR9 page 12.

Fort Mojave Tribal Utilities Authority
 Annual Report
 Utility Shutoffs / Disconnects
 12/31/19

Utility Shutoffs / Disconnects	
Name of the System:	FORT MOJAVE TRIBAL UTIL
ADEQ Public Water System Number:	AZ0408003
ADWR PCC Number:	91-000308.0000

Month	Termination without Notice R14-2-410.B	Termination with Notice R14-2-410.C	Other
January	0	14	0
February	0	3	0
March	0	2	0
April	0	8	0
May	0	3	0
June	0	0	0
July	0	6	0
August	0	3	0
September	0	3	0
October	0	4	0
November	0	5	0
December	0	1	0
Total	0	52	0

Other (description):

Instructions: Fill out the Grey Cells with the relevant information. Input 0 or none if there is nothing recorded in that account or there is no applicable information to report.

Property Taxes	
-----------------------	--

Amount of actual property taxes paid during Calendar Year 2019 was	\$10,016
--	----------

If no property taxes paid, explain why.

N/A

Instructions: Fill out the Grey Cells with the relevant information. Input 0 or none if there is nothing recorded in that account or there is no applicable information to report.

Verification and Sworn Statement (Taxes)

Verification: State of Arizona I, the undersigned of the
(state name)

County of (county name): Mohave
Name (owner or official) title: Chair, Charlie Gonazlez, Jr.
Company name: Fort Mojave Tribal Utilities Authority

DO SAY THAT THIS ANNUAL UTILITY PROPERTY TAX AND SALES TAX REPORT TO THE ARIZONA CORPORATION COMMISSION.

FOR THE YEAR ENDING: 12/31/19

HAS BEEN PREPARED UNDER MY DIRECTION, FROM THE ORIGINAL BOOKS, PAPERS AND RECORDS OF SAID UTILITY; THAT I HAVE CAREFULLY EXAMINED THE SAME, AND DECLARE THE SAME TO BE A COMPLETE AND CORRECT STATEMENT OF BUSINESS AND AFFAIRS OF SAID UTILITY FOR THE PERIOD COVERED BY THIS REPORT IN RESPECT TO EACH AND EVERY MATTER AND THING SET FORTH, TO THE BEST OF MY KNOWLEDGE, INFORMATION AND BELIEF.

Sworn Statement: I HEREBY ATTEST THAT ALL PROPERTY TAXES FOR SAID COMPANY ARE CURRENT AND PAID IN FULL.

I HEREBY ATTEST THAT ALL SALES TAXES FOR SAID COMPANY ARE CURRENT AND PAID IN FULL.

**RECEIVED
BY EMAIL**

3/26/2020, 01:33 PM
ARIZONA CORPORATION COMMISSION
UTILITIES DIVISION

Charlie Gonazlez, Jr.
signature of owner/official

928-768-2200
telephone no.

SUBSCRIBED AND SWORN TO BEFORE ME A NOTARY PUBLIC
IN AND FOR THE COUNTY

THIS


24th

DAY OF

Mohave
(county name)
March, 2020
(month) and (year)

MY COMMISSION EXPIRES

2/8/2023
(date)



Wendy Kasprzak Boehm
(signature of notary public)

Verification and Sworn Statement

Verification:

State of Arizona I, the undersigned of the
(state name)
County of (county name): Mohave
Name (owner or official) title: Chair, Charlie Gonzalez, Jr.
Company name: Fort Mojave Tribal Utilities Authority

DO SAY THAT THIS ANNUAL UTILITY PROPERTY TAX AND SALES TAX REPORT TO THE ARIZONA CORPORATION COMMISSION.

FOR THE YEAR ENDING: 12/31/19

HAS BEEN PREPARED UNDER MY DIRECTION, FROM THE ORIGINAL BOOKS, PAPERS AND RECORDS OF SAID UTILITY; THAT I HAVE CAREFULLY EXAMINED THE SAME, AND DECLARE THE SAME TO BE A COMPLETE AND CORRECT STATEMENT OF BUSINESS AND AFFAIRS OF SAID UTILITY FOR THE PERIOD COVERED BY THIS REPORT IN RESPECT TO EACH AND EVERY MATTER AND THING SET FORTH, TO THE BEST OF MY KNOWLEDGE, INFORMATION AND BELIEF.


Sworn Statement: IN ACCORDANCE WITH THE REQUIREMENTS OF TITLE 40, ARTICLE 8, SECTION 40-401, ARIZONA REVISED STATUTES, IT IS HEREIN REPORTED THAT THE GROSS OPERATING REVENUE OF SAID UTILITY DERIVED FROM ARIZONA INTRASTATE UTILITY OPERATIONS DURING THE CALENDAR YEAR WAS:

Arizona Intrastate Gross Operating Revenues Only (\$)
\$271,546
(The amount in the box above includes
\$16,233 in sales taxes
billed or collected)

**RECEIVED
BY EMAIL**
3/26/2020, 01:33 PM
ARIZONA CORPORATION COMMISSION
UTILITIES DIVISION

Charlie Gonzalez, Jr.
signature of owner/official
928-768-2200
telephone no.

SUBSCRIBED AND SWORN TO BEFORE ME A NOTARY PUBLIC
IN AND FOR THE COUNTY Mohave
THIS 24th DAY OF March, 2020
(county name) (month) and (year)
MY COMMISSION EXPIRES 2/8/2023
(date)



Wendy Kasprzak Boehm
(signature of notary public)

Verification and Sworn Statement (Residential Revenue)

Verification:

State of Arizona I, the undersigned of the
(state name)

County of (county name): Mohave
Name (owner or official) title: Chair, Charlie Gonazlez, Jr.
Company name: Fort Mojave Tribal Utilities Authority

DO SAY THAT THIS ANNUAL UTILITY PROPERTY TAX AND SALES TAX REPORT TO THE ARIZONA CORPORATION COMMISSION.

FOR THE YEAR ENDING: 12/31/19

HAS BEEN PREPARED UNDER MY DIRECTION, FROM THE ORIGINAL BOOKS, PAPERS AND RECORDS OF SAID UTILITY; THAT I HAVE CAREFULLY EXAMINED THE SAME, AND DECLARE THE SAME TO BE A COMPLETE AND CORRECT STATEMENT OF BUSINESS AND AFFAIRS OF SAID UTILITY FOR THE PERIOD COVERED BY THIS REPORT IN RESPECT TO EACH AND EVERY MATTER AND THING SET FORTH, TO THE BEST OF MY KNOWLEDGE, INFORMATION AND BELIEF.

Sworn Statement: IN ACCORDANCE WITH THE REQUIREMENTS OF TITLE 40, ARTICLE 8, SECTION 40-401, ARIZONA REVISED STATUTES, IT IS HEREIN REPORTED THAT THE GROSS OPERATING REVENUE OF SAID UTILITY DERIVED FROM ARIZONA INTRASTATE UTILITY OPERATIONS RECEIVED FROM RESIDENTIAL CUSTOMERS DURING THE CALENDAR YEAR WAS:

Arizona Intrastate Gross Operating Revenues Only (\$)

\$271,546

(The amount in the box above includes

\$16,233 in sales taxes

billed or collected)

**RECEIVED
BY EMAIL**

3/26/2020, 01:33 PM

ARIZONA CORPORATION COMMISSION
UTILITIES DIVISION

Charlie Gonazlez, Jr.
signature of owner/official

928-768-2200


telephone no.

SUBSCRIBED AND SWORN TO BEFORE ME, A NOTARY PUBLIC
IN AND FOR THE COUNTY

Mohave
(county name)

THIS 26th DAY OF March, 2020
(month) and (year)

MY COMMISSION EXPIRES 2/8/2023
(date)



Wendy Kasprzak Boehm
(signature of notary public)