

**ANNUAL REPORT**

Of

Company Name:

PO Box 85160

Mailing Address:

Tucson AZ  
85754

Docket No.:

For the Year Ended:

**WATER UTILITY**

To

Arizona Corporation Commission

**Due on April 15th**

Email: [Util-Compliance@azcc.gov](mailto:Util-Compliance@azcc.gov), mail or deliver the completed Annual Report to:

Arizona Corporation Commission  
Compliance Section - Utilities Division  
1200 West Washington Street  
Phoenix, Arizona 85007

Application Type:

Application Date:

ARIZONA CORPORATION COMMISSION  
WATER UTILITY ANNUAL REPORT  
Francesca Water Company, Inc.  
A Class  Utility

For the Calendar Year Ended:

Primary Address:   
City:  State:  Zip Code:

Telephone Number:

Date of Original Organization of Utility:

Person to whom correspondence should be addressed concerning this report:

Name:   
Telephone No. :   
Address:   
City:  State:  Zip Code:   
Email:

**Regulatory and Management Contact**

Name:   
Telephone No. :   
Address:   
City:  State:  Zip Code:   
Email:

**On-Site Manager**

Name:   
Telephone No. :   
Address:   
City:  State:  Zip Code:   
Email:

**Attorney**

Name:   
Telephone No. :   
Address:   
City:  State:  Zip Code:   
Email:

**Statutory Agent**

Name:   
Telephone No. :   
Address:   
City:  State:  Zip Code:   
Email:

Ownership:

Counties Served:

**Important changes during the year**

Yes	<p>For those companies not subject to the affiliated interest rules, has there been a change in ownership or direct control during the year?</p> <p>If yes, please provide specific details in the box below.</p> <p>On November 16, 2020, Global Water Holdings, Inc., a subsidiary of Global Water Resources, Inc., purchased 100% of the stock of Francesca Water Company, Inc., pursuant to a Stock Purchase Agreement, and changed the name from Francesca Water Company, Inc., to Global Water - Francesca Water Company, Inc.</p>
-----	--

Yes	<p>Has the company been notified by any other regulatory authorities during the year, that they are out of compliance?</p> <p>If yes, please provide specific details in the box below.</p> <p>No notification by any other regulatory authorities during the last year that the company is out of compliance.</p>
-----	--

Utility Plant in Service (Water)							
Account No.	Description	Beginning Year Original Cost	Current Year Additions	Current Year Retirements	Adjusted Original Cost	Accumulated Depreciation	OCLD (OC less AD)
301	Organization	\$1,015	\$0	\$0	\$1,015	\$0	\$1,015
302	Franchises	0	0	0	0	0	0
303	Land and Land Rights	10,000	0	0	10,000	0	10,000
304	Structures and Improvements	2,612	0	0	2,612	1,867	745
305	Collecting & Improving Reservoirs	0	0	0	0	0	0
306	Lake, River, Canal Intakes	0	0	0	0	0	0
307	Wells and Springs	44,958	682	0	45,640	39,193	6,447
308	Infiltration Galleries	0	0	0	0	0	0
309	Supply Mains	0	0	0	0	0	0
310	Power Generation Equipment	0	0	0	0	0	0
311	Pumping Equipment	42,635	2,758	0	45,393	38,456	6,937
320	Water Treatment Equipment	0	0	0	0	0	0
320.1	Water Treatment Plants	1,456	0	0	1,456	1,456	0
320.2	Solution Chemical Feeders	0	0	0	0	0	0
320.3	Point-of-Use Treatment Devices	0	0	0	0	0	0
330	Distribution Reservoirs and Standpipes	0	0	0	0	0	0
330.1	Storage Tanks	71,342	0	0	71,342	49,861	21,481
330.2	Pressure Tanks	0	0	0	0	0	0
331	Transmission and Distribution Mains	137,091	0	0	137,091	110,395	26,696
333	Services	26,214	0	0	26,214	24,105	2,109
334	Meters and Meter Installations	7,573	0	0	7,573	7,261	313
335	Hydrants	0	0	0	0	0	0
336	Backflow Prevention Devices	0	0	0	0	0	0
339	Other Plant and Misc. Equipment	0	0	0	0	0	0
340	Office Furniture and Equipment	4,000	0	0	4,000	3,972	28
340.1	Computer & Software	791	0	0	791	368	423
341	Transportation Equipment	0	0	0	0	0	0
342	Stores Equipment	0	0	0	0	0	0
343	Tools, Shop and Garage Equipment	3,000	0	0	3,000	2,654	346
344	Laboratory Equipment	0	0	0	0	0	0
345	Power Operated Equipment	0	0	0	0	0	0
346	Communication Equipment	500	0	0	500	500	0
347	Miscellaneous Equipment	0	0	0	0	0	0
348	Other Tangible Plant	0	0	0	0	0	0
	<b>Totals</b>	<b>\$353,187</b>	<b>\$3,440</b>	<b>\$0</b>	<b>\$356,627</b>	<b>\$280,087</b>	<b>\$76,540</b>

Francesca Water Company, Inc.  
Annual Report  
Depreciation Expense for the Current Year (Water)  
12/31/20

Depreciation Expense for the Current Year (Water)									
Account No.	Description	Beginning Year Original Cost	Current Year Additions	Current Year Retirements	Adjusted Original Cost	Fully Depreciated/Non-depreciable Plant	Depreciable Plant	Depreciation Percentages	Depreciation Expense
301	Organization	\$1,015	\$0	\$0	\$1,015	\$1,015	\$0	0.00%	\$0
302	Franchises	0	0	0	0	0	0	0.00%	0
303	Land and Land Rights	10,000	0	0	10,000	10,000	0	0.00%	0
304	Structures and Improvements	2,612	0	0	2,612	0	2,612	3.33%	87
305	Collecting & Improving Reservoirs	0	0	0	0	0	0	0.00%	0
306	Lake, River, Canal Intakes	0	0	0	0	0	0	0.00%	0
307	Wells and Springs	44,958	682	0	45,640	0	45,640	0.46%	210
308	Infiltration Galleries	0	0	0	0	0	0	0.00%	0
309	Supply Mains	0	0	0	0	0	0	0.00%	0
310	Power Generation Equipment	0	0	0	0	0	0	0.00%	0
311	Pumping Equipment	42,635	2,758	0	45,393	0	45,393	8.53%	3,754
320	Water Treatment Equipment	0	0	0	0	0	0	0.00%	0
320.1	Water Treatment Plants	1,456	0	0	1,456	0	1,456	0.00%	0
320.2	Solution Chemical Feeders	0	0	0	0	0	0	0.00%	0
320.3	Point-of-Use Treatment Devices	0	0	0	0	0	0	0.00%	0
330	Distribution Reservoirs and Standpipes	0	0	0	0	0	0	0.00%	0
330.1	Storage Tanks	71,342	0	0	71,342	0	71,342	1.86%	1,324
330.2	Pressure Tanks	0	0	0	0	0	0	0.00%	0
331	Transmission and Distribution Mains	137,091	0	0	137,091	0	137,091	0.00%	0
333	Services	26,214	0	0	26,214	0	26,214	0.31%	81
334	Meters and Meter Installations	7,573	0	0	7,573	0	7,573	0.55%	42
335	Hydrants	0	0	0	0	0	0	0.00%	0
336	Backflow Prevention Devices	0	0	0	0	0	0	0.00%	0
339	Other Plant and Misc. Equipment	0	0	0	0	0	0	0.00%	0
340	Office Furniture and Equipment	4,000	0	0	4,000	0	4,000	0.00%	0
340.1	Computer & Software	791	0	0	791	0	791	11.40%	90
341	Transportation Equipment	0	0	0	0	0	0	0.00%	0
342	Stores Equipment	0	0	0	0	0	0	0.00%	0
343	Tools, Shop and Garage Equipment	3,000	0	0	3,000	0	3,000	8.09%	243
344	Laboratory Equipment	0	0	0	0	0	0	0.00%	0
345	Power Operated Equipment	0	0	0	0	0	0	0.00%	0
346	Communication Equipment	500	0	0	500	0	500	0.00%	0
347	Miscellaneous Equipment	0	0	0	0	0	0	0.00%	0
348	Other Tangible Plant	0	0	0	0	0	0	0.00%	0
	<b>Subtotal</b>	<b>\$353,187</b>	<b>\$3,440</b>	<b>\$0</b>	<b>\$356,627</b>	<b>\$11,015</b>	<b>\$345,612</b>		<b>\$5,831</b>

Contribution(s) in Aid of Construction (Gross)	\$12,300
Less: Non Amortizable Contribution(s)	0
Fully Amortized Contribution(s)	0
Amortizable Contribution(s)	<b>\$12,300</b>
Times: Proposed Amortization Rate	3.95%
<b>Amortization of CIAC</b>	<b>\$486</b>

Less: Amortization of CIAC \$486

**DEPRECIATION EXPENSE** **\$5,345**

Francesca Water Company, Inc.  
Annual Report  
Balance Sheet Assets  
12/31/20

<b>Balance Sheet Assets</b>				
	<b>Assets</b>		Balance at Beginning of Year (2020)	Balance at End of Year (2020)
<b>Account No.</b>	<b>Current and Accrued Assets</b>			
131	Cash		\$22,847	\$16,075
132	Special Deposits		0	0
133	Other Special Deposits		0	0
134	Working Funds		0	0
135	Temporary Cash Investments		0	0
141	Customer Accounts Receivable		2,942	5,230
142	Other Accounts Receivable		0	0
143	Accumulated Provision for Uncollectable Accounts		0	0
146	Notes Receivable from Associated Companies		0	0
151	Plant Material and Supplies		0	0
162	Prepayments		0	1,845
173	Accrued Utility Revenue		0	1,800
174	Miscellaneous Current and Accrued Assets		27,597	0
	<b>Total Current and Accrued Assets</b>		<b>\$53,386</b>	<b>\$24,951</b>
	<b>Deferred Debits</b>			
186.1	Deferred Rate Case Expense		0	0
190	Accumulated Deferred Income Taxes		0	0
	<b>Total Deferred Debits</b>		<b>\$0</b>	<b>\$0</b>
<b>Account No.</b>	<b>Fixed Assets</b>			
101	Utility Plant in Service*		\$353,187	\$356,627
103	Property Held for Future Use		0	0
105	Construction Work in Progress		0	0
108	Accumulated Depreciation (enter as negative)*		(272,952)	(280,087)
121	Non-Utility Property		0	0
122	Accumulated Depreciation - Non Utility		0	0
	<b>Total Fixed Assets</b>		<b>\$80,235</b>	<b>\$76,540</b>
	<b>Other Fixed Assets</b>			
114	Utility Plant Acquisition Adjustments		\$0	\$118,942
	<b>Total Other Fixed Assets</b>		<b>\$0</b>	<b>\$118,942</b>
	<b>Total Assets</b>		<b>\$133,621</b>	<b>\$220,432</b>

\*Note these items feed automatically from AR3 UPIS Page 4

Francesca Water Company, Inc.  
Annual Report  
Balance Sheet Liabilities and Owners Equity

<b>Balance Sheet Liabilities and Owners Equity</b>				
	<b>Liabilities</b>		Balance at Beginning of Year (2020)	Balance at End of Year (2020)
Account No.	<b>Current Liabilities</b>			
231	Accounts Payable		\$2,457	\$1,957
232	Notes Payable (Current Portion)		0	0
234	Notes Payable to Associated Companies		0	0
235	Customer Deposits		6,660	10,046
236	Accrued Taxes, Income Taxes		1,882	2,545
237	Accrued Interest		0	0
241	Miscellaneous Current and Accrued Liabilities		0	651
242	Miscellaneous Current and Accrued Liabilities		0	0
	<b>Total Current Liabilities</b>		<b>\$10,999</b>	<b>\$15,199</b>
	<b>Long Term Debt</b>			
224	Long Term Debt (Notes and Bonds)		12,282	0
	<b>Deferred Credits</b>			
251	Unamortized Premium on Debt		0	0
252	Advances in Aid of Construction		3,270	0
253	Other Deferred Credits		0	0
255	Accumulated Deferred Investment Tax Credits		0	0
271	Contributions in Aid of Construction		12,300	12,300
272	Less: Amortization of Contributions		(6,256)	(6,742)
281	Accumulated Deferred Income Tax		0	20
	<b>Total Deferred Credits</b>		<b>\$9,314</b>	<b>\$5,578</b>
	<b>Total Liabilities</b>		<b>\$32,595</b>	<b>\$20,777</b>
	<b>Capital Accounts</b>			
201	Common Stock Issued		100	0
211	Other Paid-In Capital		35,112	196,868
215	Retained Earnings		65,814	2,787
218	Proprietary Capital (Sole Props and Partnerships)		0	0
	<b>Total Capital</b>		<b>\$101,026</b>	<b>\$199,655</b>
	<b>Total Liabilities and Capital</b>		<b>\$133,621</b>	<b>\$220,432</b>

**Note: Total liabilities and Capital must match total assets for the beginning and end of the year!**

Francesca Water Company, Inc.  
Annual Report  
Water Comparative Income Statement  
12/31/20

<b>Water Comparative Income Statement</b>			
Account No.	Calendar Year	Current Year 01/01/2020 - 12/31/2020	Last Year 01/01/2019 - 12/31/2019
	<b>Operating Revenue</b>		
461	Metered Water Revenue	\$74,461	\$68,317
460	Unmetered Water Revenue	0	0
462	Fire Protection Revenue	0	0
469	Guaranteed Revenues (Surcharges)	0	0
471	Miscellaneous Service Revenues	0	0
474	Other Water Revenue	2,066	2,470
	<b>Total Revenues</b>	<b>\$76,527</b>	<b>\$70,787</b>
	<b>Operating Expenses</b>		
601	Salaries and Wages	0	0
604	Employee Pensions and Benefits	0	0
610	Purchased Water	48	0
615	Purchased Power	10,297	9,400
616	Fuel for Power Production	0	0
618	Chemicals	661	0
620	Materials and Supplies	0	0
620.1	Repairs and Maintenance	2,774	1,215
620.2	Office Supplies and Expense	1,178	1,070
630	Contractual Services	660	0
631	Contractual Services - Engineering	0	0
632	Contractual Services - Accounting	1,883	1,915
633	Contractual Services - Legal	0	0
634	Contractual Services - Management Fees	12,295	13,200
635	Contractual Services - Water Testing	1,453	1,802
636	Contractual Services - Other	3,770	305
640	Rents	0	0
641	Rental of Building/Real Property	0	0
642	Rental of Equipment	0	0
650	Transportation Expenses	1,430	1,282
656	Insurance - Vehicles	0	0
657	Insurance - General Liability	1,717	1,516
658	Insurance - Worker's Comp	0	0
657.1	Insurance - Health and Life	0	0
660	Advertising	0	0
665	Regulatory Commission Expense - Rate	0	0
667	Regulatory Commission Expense - Other	0	0
670	Bad Debt Expense	0	36
675	Miscellaneous Expense	2,186	1,237
403	Depreciation Expense (From Schedule AR4)	5,345	6,648
408	Taxes Other Than Income	0	0
408.11	Property Taxes	2,703	4,176
408.12	Payroll Taxes	1,261	0
409	Income Taxes	1,253	7,037
427.1	Customer Security Deposit Interest	173	86
	<b>Total Operating Expenses</b>	<b>\$51,085</b>	<b>\$50,925</b>
	<b>Operating Income / (Loss)</b>	<b>\$25,442</b>	<b>\$19,862</b>
	<b>Other Income / (Expense)</b>		
414	Gain/Loss on Dispositions	0	0
419	Interest and Dividend Income	280	365
421	Non-Utility Income	0	47
426	Miscellaneous Non-Utility (Expense)	(43)	0
427	Interest (Expense)	(95)	(818)
	<b>Total Other Income / (Expense)</b>	<b>\$142</b>	<b>(\$406)</b>
	<b>Net Income / (Loss)</b>	<b>\$25,584</b>	<b>\$19,456</b>



Francesca Water Company, Inc.  
 Annual Report  
 Full time equivalent employees  
 12/31/20

**Full time equivalent employees**

	Direct Company	Allocated	Outside service	Total
President	0.0	0.0	0.0	0.0
Vice-president	0.0	0.0	0.0	0.0
Manager	0.0	0.0	0.0	0.0
Engineering Staff	0.0	0.0	0.0	0.0
System Operator(s)	0.0	0.0	0.0	0.0
Meter reader	0.0	0.0	0.0	0.0
Customer Service	0.0	0.0	0.0	0.0
Accounting	0.0	0.0	0.0	0.0
Business Office	0.0	0.0	0.0	0.0
Rates Department	0.0	0.0	0.0	0.0
Administrative Staff	GWR acquired in	late 2021.	Previous owner	0.0
Other	FTE is	unknown.	0.0	0.0
<b>Total</b>	0.0	0.0	0.0	0.0

<b>Supplemental Financial Data (Long-Term Debt)</b>				
	Loan #1	Loan #2	Loan #3	Loan #4
Date Issued	N/A	N/A	N/A	N/A
Source of Loan	N/A	N/A	N/A	N/A
ACC Decision No.	N/A	N/A	N/A	N/A
Reason for Loan	N/A	N/A	N/A	N/A
Dollar Amt. Issued	N/A	N/A	N/A	N/A
Amount Outstanding	N/A	N/A	N/A	N/A
Date of Maturity	N/A	N/A	N/A	N/A
Interest Rate	N/A	N/A	N/A	N/A
Current Year Interest	N/A	N/A	N/A	N/A
Current Year Principal	N/A	N/A	N/A	N/A

Meter Deposit Balance at Test Year End:	\$0
---	-----

Meter Deposits Refunded During the Test Year:	\$0
---	-----

**List all bonds, notes, loans, and other types of indebtedness in which the proceeds were used in the provision of public utility service. Indebtedness incurred for personal uses by the owner of the utility should not be listed. Input 0 or none if there is nothing to report for that cell.**

**Well and Water Usage**

Name of the System:		FRANCESCA WATER-AMBER ANN									
ADEQ Public Water System Number:		AZ0410317									
ADWR PCC Number:		91-000496.0000									
Well registry 55# (55-XXXXXX):	Pump Horsepower	Pump Yield (gpm)	Casing Depth (feet)	Casing Diameter (inches)	Pump Motor Type **	Year Drilled	Water level 2010	Water level 2020	Meter Size (inches)	How measured:	Active
55-535748	10	25	805	10	Submersible	1992	640	500	2	Metered	Yes
0	0	0	0	0	0	0	0	0	0	0	0
0	0	0	0	0	0	0	0	0	0	0	0
0	0	0	0	0	0	0	0	0	0	0	0
0	0	0	0	0	0	0	0	0	0	0	0
0	0	0	0	0	0	0	0	0	0	0	0
0	0	0	0	0	0	0	0	0	0	0	0
0	0	0	0	0	0	0	0	0	0	0	0
0	0	0	0	0	0	0	0	0	0	0	0
0	0	0	0	0	0	0	0	0	0	0	0
0	0	0	0	0	0	0	0	0	0	0	0
0	0	0	0	0	0	0	0	0	0	0	0
0	0	0	0	0	0	0	0	0	0	0	0
0	0	0	0	0	0	0	0	0	0	0	0
0	0	0	0	0	0	0	0	0	0	0	0
0	0	0	0	0	0	0	0	0	0	0	0
0	0	0	0	0	0	0	0	0	0	0	0
0	0	0	0	0	0	0	0	0	0	0	0
0	0	0	0	0	0	0	0	0	0	0	0

Name of system water delivered to:	NA	
ADWR PCC Number:	NA	
Source of water delivered to another system	NA	
Name of system water received from:	NA	
ADWR PCC Number:	NA	
Source of water received	NA	
Well registry 55# (55-XXXXXX):	NA	

Month	Water withdrawn (gallons) <sup>1</sup>	Water sold (gallons) <sup>2</sup>	Water delivered (sold) to other systems (gallons) <sup>3</sup>	Water received (purchased) from other systems (gallons) <sup>4</sup>	Estimated authorized use (gallons) <sup>5</sup>	Purchased Power Expense <sup>6</sup>	Purchased Power (kWh) <sup>7</sup>
January	150,006.00	126,560.00	0.00	0.00	0.00	\$291	1,626
February	211,722.00	176,470.00	0.00	0.00	0.00	\$313	1,773
March	243,614.00	200,990.00	0.00	0.00	0.00	\$314	1,697
April	252,508.00	225,090.00	0.00	0.00	0.00	\$441	2,489
May	335,937.00	271,560.00	0.00	0.00	0.00	\$543	3,129
June	292,125.00	299,490.00	0.00	0.00	0.00	\$467	2,839
July	382,517.00	358,770.00	0.00	0.00	0.00	\$527	3,248
August	330,677.00	301,660.00	0.00	0.00	0.00	\$498	3,050
September	292,479.00	271,930.00	0.00	0.00	0.00	\$500	3,064
October	314,538.00	274,270.00	0.00	0.00	0.00	\$430	2,593
November	222,154.00	199,620.00	0.00	0.00	0.00	\$387	2,329
December	216,867.00	191,680.00	0.00	0.00	0.00	\$360	2,205
<b>Totals</b>	<b>3,245,144.00</b>	<b>2,898,090.00</b>	<b>0.00</b>	<b>0.00</b>	<b>0.00</b>	<b>\$5,071</b>	<b>30,042</b>

**If applicable, in the space below please provide a description for all un-metered water use along with amounts:**

Operations contracted to Southwestern Utilities. No estimated authorized use reported for 2020.

- 1 Water withdrawn - Total gallons of water withdrawn from pumped sources.  
 2 Water sold - Total gallons from customer meters, and other sales such as construction water.  
 3 Water delivered (sold) to other systems - Total gallons of water delivered to other systems.  
 4 Water received (purchased) from other systems - Total gallons of water purchased/received from other systems.  
 5 Estimated authorized use - Total estimated gallons from authorized metered or unmetered use. Authorized uses such as flushing (mains, services and hydrants) draining/cleaning tanks, process, construction, fire fighting, etc. Non-authorized use (real losses) are service line breaks and leaks, water main breaks, meter inaccuracies and theft.  
 6 Enter the total purchased power costs for the power meters associated with this system.  
 7 Enter the total purchased kWh used by the power meters associated with this system.

**Well and Water Usage**

Name of the System: FRANCESCA WATER-TALA WAY												
ADEQ Public Water System Number: AZ0410283												
ADWR PCC Number: 91-000492.0000												
Well registry 55# (55-XXXXXX):	Pump Horsepower	Pump Yield (gpm)	Casing Depth (feet)	Casing Diameter (inches)	Pump Motor Type **	Year Drilled	Water level 2010	Water level 2020	Meter Size (inches)	How measured:	Active	
55-508617	10	25	550	8	Submersible	1984	NA	520	2	Metered	Yes	
0	0	0	0	0	0	0	0	0	0	0	0	0
0	0	0	0	0	0	0	0	0	0	0	0	0
0	0	0	0	0	0	0	0	0	0	0	0	0
0	0	0	0	0	0	0	0	0	0	0	0	0
0	0	0	0	0	0	0	0	0	0	0	0	0
0	0	0	0	0	0	0	0	0	0	0	0	0
0	0	0	0	0	0	0	0	0	0	0	0	0
0	0	0	0	0	0	0	0	0	0	0	0	0
0	0	0	0	0	0	0	0	0	0	0	0	0
0	0	0	0	0	0	0	0	0	0	0	0	0
0	0	0	0	0	0	0	0	0	0	0	0	0
0	0	0	0	0	0	0	0	0	0	0	0	0
0	0	0	0	0	0	0	0	0	0	0	0	0
0	0	0	0	0	0	0	0	0	0	0	0	0
0	0	0	0	0	0	0	0	0	0	0	0	0
0	0	0	0	0	0	0	0	0	0	0	0	0

Name of system water delivered to:	FRANCESCA WATER-TALA WAY
ADWR PCC Number:	NA
Source of water delivered to another system	Ground Water

Name of system water received from:	NA
ADWR PCC Number:	NA
Source of water received	NA
Well registry 55# (55-XXXXXX):	NA

Month	Water withdrawn (gallons) <sup>1</sup>	Water sold (gallons) <sup>2</sup>	Water delivered (sold) to other systems (gallons) <sup>3</sup>	Water received (purchased) from other systems (gallons) <sup>4</sup>	Estimated authorized use (gallons) <sup>5</sup>	Purchased Power Expense <sup>6</sup>	Purchased Power (kWh) <sup>7</sup>
January	305,400.00	272,570.00	0.00	0.00	0.00	\$384	2,430
February	408,700.00	363,030.00	0.00	0.00	0.00	411	2,589
March	438,900.00	382,270.00	0.00	0.00	0.00	430	2,522
April	461,450.00	394,360.00	0.00	0.00	0.00	506	3,394
May	585,450.00	512,140.00	0.00	0.00	0.00	584	4,209
June	669,000.00	548,700.00	0.00	0.00	0.00	605	4,726
July	888,600.00	745,720.00	0.00	0.00	0.00	661	5,517
August	771,650.00	675,080.00	0.00	0.00	0.00	681	5,692
September	763,750.00	606,920.00	0.00	0.00	0.00	668	5,548
October	786,600.00	626,600.00	0.00	0.00	0.00	589	4,946
November	523,750.00	359,430.00	0.00	0.00	0.00	521	3,981
December	417,150.00	382,430.00	0.00	0.00	0.00	(4)	2,964
<b>Totals</b>	<b>7,020,400.00</b>	<b>5,869,250.00</b>	<b>0.00</b>	<b>0.00</b>	<b>0.00</b>	<b>\$6,036</b>	<b>48,518</b>

**If applicable, in the space below please provide a description for all un-metered water use along with amounts:**  
 Operations contracted to Southwestern Utilities. No estimated authorized use reported for 2020.

**Instructions:** Fill out the Grey Cells with the relevant information. Input 0 or none if there is nothing recorded in that account or there is no applicable information to report.

1 Water withdrawn - Total gallons of water withdrawn from pumped sources.  
 2 Water sold - Total gallons from customer meters, and other sales such as construction water.  
 3 Water delivered (sold) to other systems - Total gallons of water delivered to other systems.  
 4 Water received (purchased) from other systems - Total gallons of water purchased/received from other systems.  
 #VALUE!  
 6 Enter the total purchased power costs for the power meters associated with this system.  
 7 Enter the total purchased kWh used by the power meters associated with this system.

Water Utility Plant Description	
Name of the System:	FRANCESCA WATER-AMBER ANN
ADEQ Public Water System Number:	AZ0410317
ADWR PCC Number:	91-000496.0000

MAINS		
Sizes (inches)	Material	Length (feet)
2.00	PVC	1,250
4.00	PVC	2,200
6.00	PVC	1,500
0.00	NA	0
0.00	NA	0
0.00	NA	0
0.00	NA	0
0.00	NA	0
0.00	NA	0
0.00	NA	0
0.00	NA	0
0.00	NA	0
0.00	NA	0
0.00	NA	0
0.00	NA	0
0.00	NA	0
0.00	NA	0

CUSTOMER METERS			
Size (inches)	Quantity	Percent over 1,00,000 gallons	Percent over 10 years old
5/8 X 3/4	37	62%	78%
NA	0	0%	0%
NA	0	0%	0%
NA	0	0%	0%
NA	0	0%	0%
NA	0	0%	0%
NA	0	0%	0%
NA	0	0%	0%
NA	0	0%	0%
NA	0	0%	0%
NA	0	0%	0%
NA	0	0%	0%
NA	0	0%	0%
NA	0	0%	0%
NA	0	0%	0%
NA	0	0%	0%
NA	0	0%	0%
NA	0	0%	0%
NA	0	0%	0%
NA	0	0%	0%
NA	0	0%	0%
NA	0	0%	0%

SERVICE LINES			
Material	Percent of system	Year installed	
PVC	100%	1984	
NA	0%	0	
NA	0%	0	
NA	0%	0	
NA	0%	0	

BOOSTER PUMPS		
Horsepower	GPM	Quantity
3	60	2
0	0	0
0	0	0
0	0	0

FIRE HYDRANTS	
Type	Quantity
Standard *	0
Other	0

STORAGE TANKS			
Capacity (gallons)	Material	Quantity	Year installed
25,000	Steel	1	1984
0	NA	0	0
0	NA	0	0
0	NA	0	0
0	NA	0	0
0	NA	0	0

PRESSURE/BLADDER TANKS			
Capacity (gallons)	Material	Quantity	Year installed
2,000	Steel	1	1984
0	NA	0	0
0	NA	0	0
0	NA	0	0
0	NA	0	0
0	NA	0	0
0	NA	0	0

\* A standard fire hydrant has two 2.5 inch hose connection nozzles with 7.5 threads per inch, and one 4.5 inch pumper connection nozzle with 4 threads per inch.

<b>Water Utility Plant Description (Continued)</b>
--

For the following three items, list the utility owned assets in each category for each system.

<b>TREATMENT EQUIPMENT:</b>	Chlorinator
<b>STRUCTURES:</b>	500 feet of chainlink fence
<b>OTHER:</b>	NA

**Provide a calculation used to determine the value of one water equivalent residential connection (ERC).**

Use one of the following methods:

- (a) If actual flow data are available from the preceding 12 months, divide the total annual single family residence (SFR) gallons sold by the average number of single family residence customers for the same period and divide the result by 365
- (b) If no historical flow data are available, use:  
 $ERC = ( \text{Total SFR gallons sold (Omit 000)} / 365 \text{ days} / 350 \text{ gallons per day} )$

ERC	185
Method used:	(a)



<b>Water Utility Plant Description (Continued)</b>
--

For the following three items, list the utility owned assets in each category for each system.

<b>TREATMENT EQUIPMENT:</b>	Chlorinator
-----------------------------	-------------

<b>STRUCTURES:</b>	510 of chain link fence
--------------------	-------------------------

<b>OTHER:</b>	NA
---------------	----

Provide a calculation used to determine the value of one water equivalent residential connection (ERC).

Use one of the following methods:

- (a) If actual flow data are available from the preceding 12 months, divide the total annual single family residence (SFR) gallons sold by the average number of single family residence customers for the same period and divide the result by 365 days.
- (b) If no historical flow data are available, use:  
 $ERC = ( \text{Total SFR gallons sold (Omit 000)} / 365 \text{ days} / 350 \text{ gallons per day} )$

ERC	175
Method used:	(a)



Customer and Other Information	
Name of the System:	FRANCESCA WATER-AMBER ANN
ADEQ Public Water System Number:	AZ0410317
ADWR PCC Number:	91-000496.0000

Month	Number of Customers				
	Single-Family	Multi-Family	Commercial	Turf/Irrigation	Other Non-Residential
January	37	0	0	0	0
February	37	0	0	0	0
March	37	0	0	0	0
April	37	0	0	0	0
May	37	0	0	0	0
June	37	0	0	0	0
July	37	0	0	0	0
August	37	0	0	0	0
September	37	0	0	0	0
October	37	0	0	0	0
November	37	0	0	0	0
December	37	0	0	0	0

If the system has fire hydrants, what is the fire flow requirements?  GPM for  hrs.

Does the system have chlorination treatment?

Does the Company have an ADWR Gallons Per Capita Per Day (GPCPD) requirement?   
 If yes, provide the GPCPD amount:

Is the Water Utility located in an ADWR Active Management Area (AMA)?   
 If yes, which AMA?

What is the present system connection capacity (in ERCs \*) using existing lines?

What is the future system connection capacity (in ERCs \*) upon service area buildout?

Describe any plans and estimated completion dates for any enlargements or improvements of this system.

\* an ERC is based on the calculation on the bottom of AR9 page 12.

Customer and Other Information	
Name of the System:	Francesca Water - Tala Way
ADEQ Public Water System Number:	AZ0410283
ADWR PCC Number:	91-000492.0000

Month	Number of Customers				
	Single-Family	Multi-Family	Commercial	Turf/Irrigation	Other Non-Residential
January	78	0	0	0	0
February	78	0	0	0	0
March	79	0	0	0	0
April	78	0	0	0	0
May	78	0	0	0	0
June	79	0	0	0	0
July	80	0	0	0	0
August	81	0	0	0	0
September	85	0	0	0	0
October	84	0	0	0	0
November	84	0	0	0	0
December	85	0	0	0	0

If the system has fire hydrants, what is the fire flow requirements?  GPM for  hrs.

Does the system have chlorination treatment?

Does the Company have an ADWR Gallons Per Capita Per Day (GPCPD) requirement?   
 If yes, provide the GPCPD amount:

Is the Water Utility located in an ADWR Active Management Area (AMA)?   
 If yes, which AMA?

What is the present system connection capacity (in ERCs \*) using existing lines?

What is the future system connection capacity (in ERCs \*) upon service area buildout?

Describe any plans and estimated completion dates for any enlargements or improvements of this system.

\* an ERC is based on the calculation on the bottom of AR9 page 12b.

Francesca Water Company, Inc.  
 Annual Report  
 Utility Shutoffs / Disconnects  
 12/31/20

Utility Shutoffs / Disconnects	
Name of the System:	FRANCESCA WATER-AMBER ANN
ADEQ Public Water System Number:	AZ0410317
ADWR PCC Number:	91-000496.0000

Month	Termination without Notice R14-2-410.B	Termination with Notice R14-2-410.C	Other
January	0	3	0
February	0	3	0
March	0	0	0
April	0	0	0
May	0	0	0
June	0	0	0
July	0	0	0
August	0	0	0
September	0	0	0
October	0	4	0
November	0	2	0
December	0	3	0
<b>Total</b>	<b>0</b>	<b>15</b>	<b>0</b>

**Other (description):** 0

**Instructions:** Fill out the Grey Cells with the relevent information. Input 0 or none if there is nothing recorded in that account or there is no applicable information to report.

Francesca Water Company, Inc.  
**Annual Report**  
 Utility Shutoffs / Disconnects  
 12/31/20

<b>Utility Shutoffs / Disconnects</b>	
Name of the System:	FRANCESCA WATER-TALA WAY
ADEQ Public Water System Number:	AZ0410283
ADWR PCC Number:	91-000492.0000

Month	Termination without Notice R14-2-410.B	Termination with Notice R14-2-410.C	Other
January	0	1	0
February	0	1	0
March	0	0	0
April	0	0	0
May	0	0	0
June	0	0	0
July	0	0	0
August	0	0	0
September	0	0	0
October	0	2	0
November	0	0	0
December	0	2	0
<b>Total</b>	<b>0</b>	<b>6</b>	<b>0</b>

**Other (description):** 0

**Instructions:** Fill out the Grey Cells with the relevent information. Input 0 or none if there is nothing recorded in that account or there is no applicable information to report.

Francesca Water Company, Inc.  
Annual Report  
Property Taxes  
12/31/20

Property Taxes	
----------------	--

Amount of actual property taxes paid during Calendar Year 2020 was	
--	--

	\$4,250
--	---------

If no property taxes paid, explain why.
---

N/A
-----

<b>Instructions:</b> Fill out the Grey Cells with the relevant information. Input 0 or none if there is nothing recorded in that account or there is no applicable information to report.
---

Verification and Sworn Statement (Taxes)

Verification: State of Arizona I, the undersigned of the  
(state name)

County of (county name): Maricopa  
Name (owner or official) title: Joanne Ellsworth  
Company name: Francesca Water Company, Inc.

DO SAY THAT THIS ANNUAL UTILITY PROPERTY TAX AND SALES TAX REPORT TO THE ARIZONA CORPORATION COMMISSION.

FOR THE YEAR ENDING: 12/31/20

HAS BEEN PREPARED UNDER MY DIRECTION, FROM THE ORIGINAL BOOKS, PAPERS AND RECORDS OF SAID UTILITY; THAT I HAVE CAREFULLY EXAMINED THE SAME, AND DECLARE THE SAME TO BE A COMPLETE AND CORRECT STATEMENT OF BUSINESS AND AFFAIRS OF SAID UTILITY FOR THE PERIOD COVERED BY THIS REPORT IN RESPECT TO EACH AND EVERY MATTER AND THING SET FORTH, TO THE BEST OF MY KNOWLEDGE, INFORMATION AND BELIEF.

Sworn Statement: I HEREBY ATTEST THAT ALL PROPERTY TAXES FOR SAID COMPANY ARE CURRENT AND PAID IN FULL.

I HEREBY ATTEST THAT ALL SALES TAXES FOR SAID COMPANY ARE CURRENT AND PAID IN FULL.

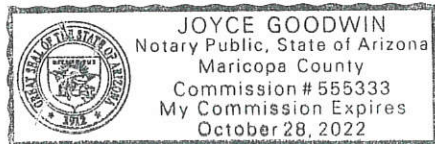
Joanne Ellsworth  
signature of owner/official

480-999-5247  
telephone no.

SUBSCRIBED AND SWORN TO BEFORE ME A NOTARY PUBLIC  
IN AND FOR THE COUNTY

THIS 15th DAY OF MARICOPA  
(county name)  
April, 2021  
(month) and (year)

MY COMMISSION EXPIRES October 28, 2022  
(date)



[Signature]  
(signature of notary public)

**Verification and Sworn Statement**

**Verification:**

State of Arizona, the undersigned of the  
(state name)  
County of (county name): Maricopa  
Name (owner or official) title: Joanne Ellsworth  
Company name: Francesca Water Company, Inc.

DO SAY THAT THIS ANNUAL UTILITY PROPERTY TAX AND SALES TAX REPORT TO THE ARIZONA CORPORATION COMMISSION.

FOR THE YEAR ENDING: 12/31/20

HAS BEEN PREPARED UNDER MY DIRECTION, FROM THE ORIGINAL BOOKS, PAPERS AND RECORDS OF SAID UTILITY; THAT I HAVE CAREFULLY EXAMINED THE SAME, AND DECLARE THE SAME TO BE A COMPLETE AND CORRECT STATEMENT OF BUSINESS AND AFFAIRS OF SAID UTILITY FOR THE PERIOD COVERED BY THIS REPORT IN RESPECT TO EACH AND EVERY MATTER AND THING SET FORTH, TO THE BEST OF MY KNOWLEDGE, INFORMATION AND BELIEF.

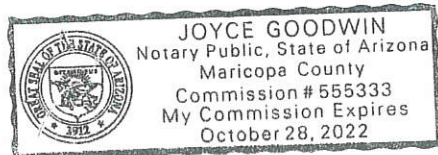
**Sworn Statement:** IN ACCORDANCE WITH THE REQUIREMENTS OF TITLE 40, ARTICLE 8, SECTION 40-401, ARIZONA REVISED STATUTES, IT IS HEREIN REPORTED THAT THE GROSS OPERATING REVENUE OF SAID UTILITY DERIVED FROM ARIZONA INTRASTATE UTILITY OPERATIONS DURING THE CALENDAR YEAR WAS:

Arizona Intrastate Gross Operating Revenues Only (\$)  
\$81,036  
(The amount in the box above includes  
\$4,659 in sales taxes  
billed or collected)

Joanne Ellsworth  
signature of owner/official  
480-999-5247  
telephone no.

SUBSCRIBED AND SWORN TO BEFORE ME A NOTARY PUBLIC  
IN AND FOR THE COUNTY MARICOPA  
(county name)  
THIS 15th DAY OF April, 2021  
(month) and (year)

MY COMMISSION EXPIRES October 28, 2022  
(date)



[Signature]  
(signature of notary public)

**Verification and Sworn Statement (Residential Revenue)**

**Verification:**

State of Arizona I, the undersigned of the  
(state name)

County of (county name): Maricopa  
Name (owner or official) title: Joanne Ellsworth  
Company name: Francesca Water Company, Inc.

DO SAY THAT THIS ANNUAL UTILITY PROPERTY TAX AND SALES TAX REPORT TO THE ARIZONA CORPORATION COMMISSION.

FOR THE YEAR ENDING: 12/31/20

HAS BEEN PREPARED UNDER MY DIRECTION, FROM THE ORIGINAL BOOKS, PAPERS AND RECORDS OF SAID UTILITY; THAT I HAVE CAREFULLY EXAMINED THE SAME, AND DECLARE THE SAME TO BE A COMPLETE AND CORRECT STATEMENT OF BUSINESS AND AFFAIRS OF SAID UTILITY FOR THE PERIOD COVERED BY THIS REPORT IN RESPECT TO EACH AND EVERY MATTER AND THING SET FORTH, TO THE BEST OF MY KNOWLEDGE, INFORMATION AND BELIEF.

**Sworn Statement:** IN ACCORDANCE WITH THE REQUIREMENTS OF TITLE 40, ARTICLE 8, SECTION 40-401, ARIZONA REVISED STATUTES, IT IS HEREIN REPORTED THAT THE GROSS OPERATING REVENUE OF SAID UTILITY DERIVED FROM ARIZONA INTRASTATE UTILITY OPERATIONS RECEIVED FROM RESIDENTIAL CUSTOMERS DURING THE CALENDAR YEAR WAS:

Arizona Intrastate Gross Operating Revenues Only (\$)

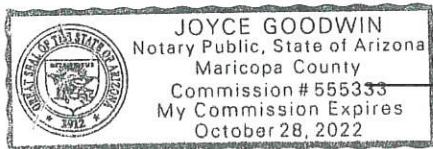
\$81,036  
(The amount in the box above includes  
\$4,659 in sales taxes  
billed or collected)

Joanne Ellsworth  
signature of owner/official  
  
480-999-5247  
telephone no.

SUBSCRIBED AND SWORN TO BEFORE ME A NOTARY PUBLIC  
IN AND FOR THE COUNTY MARICOPA  
(county name)

THIS 15th DAY OF April, 2021  
(month) and (year)

MY COMMISSION EXPIRES October 28, 2022  
(date)



[Signature]  
(signature of notary public)



**Gross-up Sharing Method for Income Tax Statement of Certification**

**Verification:**

State of Arizona I, the undersigned of the  
(state name)

County of (county name): Maricopa  
Name (owner or official) title: Joanne Ellsworth  
Company name: Francesca Water Company, Inc.

FOR THE YEAR ENDING: 12/31/20

**Sworn Statement:**

IN ACCORDANCE WITH THE REQUIREMENTS OF DECISION NO. 77084, BECAUSE THE UTILITY REQUIRES THE GROSS UP OF ADVANCES AND CONTRIBUTIONS, I HEREBY STATE THAT THE UTILITY HAS INCURRED OR IS EXPECTED TO INCUR A NET INCREASE IN CURRENT INCOME TAX EXPENSE OR A DECREASE IN DEFERRED TAX ASSET FOR A CARRY FORWARD ACCORDING TO GAAP IN AN AMOUNT EQUAL TO OR GREATER THAN THE AMOUNT OF THE REQUIRED GROSS UP PAID BY DEVELOPERS IN THE PERIOD COVERED BY THIS ANNUAL REPORT.


  
signature of owner/official


480-999-5247  
telephone no.

SUBSCRIBED AND SWORN TO BEFORE ME A NOTARY PUBLIC  
IN AND FOR THE COUNTY MARICOPA  
(county name)

THIS 15th DAY OF April, 2021  
(month) and (year)

MY COMMISSION EXPIRES October 28, 2022  
(date)



  
(signature of notary public)