

ANNUAL REPORT

Of

Company Name: Global Water - Francesca Water Company, Inc.
c/o Global Water Resources, Inc.
Mailing Address: 21410 N. 19th Ave., Ste. 220
Phoenix AZ
85027
Docket No.: W-03945A
For the Year Ended: 12/31/22

WATER UTILITY

To

Arizona Corporation Commission

Due on April 15th

Email: Util-Compliance@azcc.gov, mail or deliver the completed Annual Report to:
Arizona Corporation Commission
Compliance Section - Utilities Division
1200 West Washington Street
Phoenix, Arizona 85007

Application Type: Original Filing
Application Date: 4/13/2023

ARIZONA CORPORATION COMMISSION
WATER UTILITY ANNUAL REPORT
Global Water - Francesca Water Company, Inc.
A Class Utility

For the Calendar Year Ended: 12/31/22

Primary Address:
City: State: Zip Code:

Telephone Number:

Date of Original Organization of Utility:

Person to whom correspondence should be addressed concerning this report:

Name:
Telephone No. :
Address:
City: State: Zip Code:
Email:

Regulatory Contact

Name:
Telephone No. :
Address:
City: State: Zip Code:
Email:

On-Site Manager

Name:
Telephone No. :
Address:
City: State: Zip Code:
Email:

Attorney

Name:
Telephone No. :
Address:
City: State: Zip Code:
Email:

Statutory Agent

Name:
Telephone No. :
Address:
City: State: Zip Code:
Email:

Ownership:

Counties Served:

Important changes during the year
--

No	For those companies not subject to the affiliated interest rules, has there been a change in ownership or direct control during the year?
	If yes, please provide specific details in the box below.
	No change in ownership or direct control.

No	Has the company been notified by any other regulatory authorities during the year, that they are out of compliance?
	If yes, please provide specific details in the box below.
	No notification by any other regulatory authorities during the year that the company is out of compliance.

Utility Plant in Service (Water)							
Account No.	Description	Beginning Year Original Cost	Current Year Additions	Current Year Retirements	Adjusted Original Cost	Accumulated Depreciation	OCLD (OC less AD)
301	Organization	\$1,015	\$0	\$0	\$1,015	\$0	\$1,015
302	Franchises	0	0	0	0	0	0
303	Land and Land Rights	10,000	0	0	10,000	0	10,000
304	Structures and Improvements	2,612	0	0	2,612	2,225	387
305	Collecting & Improving Reservoirs	0	0	0	0	0	0
306	Lake, River, Canal Intakes	0	0	0	0	0	0
307	Wells and Springs	60,865	0	0	60,865	22,071	38,794
308	Infiltration Galleries	0	0	0	0	0	0
309	Supply Mains	0	0	0	0	0	0
310	Power Generation Equipment	0	0	0	0	0	0
311	Pumping Equipment	46,850	0	0	46,850	41,264	5,586
320	Water Treatment Equipment	0	0	0	0	0	0
320.1	Water Treatment Plants	0	0	0	0	0	0
320.2	Solution Chemical Feeders	1,456	0	0	1,456	1,456	0
320.3	Point-of-Use Treatment Devices	0	0	0	0	0	0
330	Distribution Reservoirs and Standpipes	0	0	0	0	0	0
330.1	Storage Tanks	71,342	0	0	71,342	58,022	13,320
330.2	Pressure Tanks	0	0	0	0	0	0
331	Transmission and Distribution Mains	137,091	2,215	0	139,306	114,858	24,448
333	Services	26,214	0	0	26,214	24,275	1,939
334	Meters and Meter Installations	28,076	4,736	7,573	25,239	2,760	22,479
335	Hydrants	0	0	0	0	0	0
336	Backflow Prevention Devices	0	0	0	0	0	0
339	Other Plant and Misc. Equipment	30	0	0	30	3	27
340	Office Furniture and Equipment	4,150	339	0	4,489	4,068	421
340.1	Computer & Software	2,826	695	0	3,521	2,156	1,365
341	Transportation Equipment	0	0	0	0	(0)	0
342	Stores Equipment	0	0	0	0	0	0
343	Tools, Shop and Garage Equipment	3,000	0	0	3,000	2,779	221
344	Laboratory Equipment	0	0	0	0	0	0
345	Power Operated Equipment	0	0	0	0	0	0
346	Communication Equipment	500	0	0	500	500	0
347	Miscellaneous Equipment	0	0	0	0	0	0
348	Other Tangible Plant	0	0	0	0	0	0
	Totals	\$396,026	\$7,985	\$7,573	\$396,438	\$276,437	\$120,000

Global Water - Francesca Water Company, Inc.
Annual Report
Depreciation Expense for the Current Year (Water)
12/31/22

Depreciation Expense for the Current Year (Water)									
Account No.	Description	Beginning Year Original Cost	Current Year Additions	Current Year Retirements	Adjusted Original Cost	Fully Depreciated/Non-depreciable Plant	Depreciable Plant	Depreciation Percentages	Depreciation Expense
301	Organization	\$1,015	\$0	\$0	\$1,015	\$1,015	\$0	0.00%	\$0
302	Franchises	0	0	0	0	0	0	0.00%	0
303	Land and Land Rights	10,000	0	0	10,000	10,000	0	0.00%	0
304	Structures and Improvements	2,612	0	0	2,612	0	2,612	3.33%	87
305	Collecting & Improving Reservoirs	0	0	0	0	0	0	0.00%	0
306	Lake, River, Canal Intakes	0	0	0	0	0	0	0.00%	0
307	Wells and Springs	60,865	0	0	60,865	19,335	41,530	3.33%	1,384
308	Infiltration Galleries	0	0	0	0	0	0	0.00%	0
309	Supply Mains	0	0	0	0	0	0	0.00%	0
310	Power Generation Equipment	0	0	0	0	0	0	0.00%	0
311	Pumping Equipment	46,850	0	0	46,850	31,413	15,437	12.50%	1,930
320	Water Treatment Equipment	0	0	0	0	0	0	0.00%	0
320.1	Water Treatment Plants	0	0	0	0	0	0	0.00%	0
320.2	Solution Chemical Feeders	1,456	0	0	1,456	1,456	0	0.00%	0
320.3	Point-of-Use Treatment Devices	0	0	0	0	0	0	0.00%	0
330	Distribution Reservoirs and Standpipes	0	0	0	0	0	0	0.00%	0
330.1	Storage Tanks	71,342	0	0	71,342	0	71,342	2.22%	1,584
330.2	Pressure Tanks	0	0	0	0	0	0	0.00%	0
331	Transmission and Distribution Mains	137,091	2,215	0	139,306	75,034	64,272	2.00%	1,263
333	Services	26,214	0	0	26,214	23,759	2,455	3.33%	82
334	Meters and Meter Installations	28,076	4,736	7,573	25,239	7,073	18,166	8.33%	1,631
335	Hydrants	0	0	0	0	0	0	0.00%	0
336	Backflow Prevention Devices	0	0	0	0	0	0	0.00%	0
339	Other Plant and Misc. Equipment	30	0	0	30	0	30	6.67%	2
340	Office Furniture and Equipment	4,150	339	0	4,489	4,000	489	6.67%	21
340.1	Computer & Software	2,826	695	0	3,521	791	2,730	20.00%	477
341	Transportation Equipment	0	0	0	0	0	0	0.00%	0
342	Stores Equipment	0	0	0	0	0	0	0.00%	0
343	Tools, Shop and Garage Equipment	3,000	0	0	3,000	0	3,000	5.00%	150
344	Laboratory Equipment	0	0	0	0	0	0	0.00%	0
345	Power Operated Equipment	0	0	0	0	0	0	0.00%	0
346	Communication Equipment	500	0	0	500	500	0	0.00%	0
347	Miscellaneous Equipment	0	0	0	0	0	0	0.00%	0
348	Other Tangible Plant	0	0	0	0	0	0	0.00%	0
	Subtotal	\$396,026	\$7,985	\$7,573	\$396,438	\$174,376	\$222,062		\$8,611

Contribution(s) in Aid of Construction (Gross)	\$12,300
Less: Non Amortizable Contribution(s)	0
Fully Amortized Contribution(s)	0
Amortizable Contribution(s)	\$12,300
Times: Proposed Amortization Rate	3.88%
Amortization of CIAC	\$463

Less: Amortization of CIAC \$463

DEPRECIATION EXPENSE **\$8,147**

Global Water - Francesca Water Company, Inc.
Annual Report
Balance Sheet Assets
12/31/22

Balance Sheet Assets				
	Assets		Balance at Beginning of Year (2022)	Balance at End of Year (2022)
Account No.	Current and Accrued Assets			
131	Cash		\$0	\$0
132	Special Deposits		0	0
133	Other Special Deposits		0	0
134	Working Funds		0	0
135	Temporary Cash Investments		0	0
141	Customer Accounts Receivable		9,893	12,443
142	Other Accounts Receivable		0	0
143	Accumulated Provision for Uncollectable Accounts		(977)	(2,803)
146	Notes Receivable from Associated Companies		0	0
151	Plant Material and Supplies		0	0
162	Prepayments		0	0
173	Accrued Utility Revenue		1,538	1,268
174	Miscellaneous Current and Accrued Assets		0	0
	Total Current and Accrued Assets		\$10,454	\$10,908
	Deferred Debits			
186.1	Deferred Rate Case Expense		\$0	\$0
190	Accumulated Deferred Income Taxes		0	7,932
	Total Deferred Debits		\$0	\$7,932
Account No.	Fixed Assets			
101	Utility Plant in Service*		\$396,026	\$396,438
103	Property Held for Future Use		0	0
105	Construction Work in Progress		419	305
108	Accumulated Depreciation (enter as negative)*		(275,000)	(276,437)
121	Non-Utility Property		0	0
122	Accumulated Depreciation - Non Utility		0	0
	Total Fixed Assets		\$121,445	\$120,306
	Other Fixed Assets			
114	Utility Plant Acquisition Adjustments		\$125,948	\$125,948
	Total Other Fixed Assets		\$125,948	\$125,948
	Total Assets		\$257,847	\$265,093

*Note these items feed automatically from AR3 UPIS Page 4

Global Water - Francesca Water Company, Inc.
Annual Report
Balance Sheet Liabilities and Owners Equity

Balance Sheet Liabilities and Owners Equity				
	Liabilities		Balance at Beginning of Year (2022)	Balance at End of Year (2022)
Account No.	Current Liabilities			
231	Accounts Payable		\$51	\$920
232	Notes Payable (Current Portion)		0	0
234	Notes Payable to Associated Companies		0	0
235	Customer Deposits		9,956	6,981
236	Accrued Taxes, Income Taxes		2,563	2,286
237	Accrued Interest		2,587	1,537
241	Miscellaneous Current and Accrued Liabilities		(79,943)	7,513
242	Miscellaneous Current and Accrued Liabilities		0	0
	Total Current Liabilities		(\$64,786)	\$19,238
	Long Term Debt			
224	Long Term Debt (Notes and Bonds)		\$0	\$0
	Deferred Credits			
251	Unamortized Premium on Debt		\$0	\$0
252	Advances in Aid of Construction		0	0
253	Other Deferred Credits		0	0
255	Accumulated Deferred Investment Tax Credits		0	0
271	Contributions in Aid of Construction		12,300	12,300
272	Less: Amortization of Contributions		(7,280)	(7,743)
281	Accumulated Deferred Income Tax		78,397	0
	Total Deferred Credits		\$83,417	\$4,557
	Total Liabilities		\$18,631	\$23,794
	Capital Accounts			
201	Common Stock Issued		\$0	\$0
211	Other Paid-In Capital		258,361	258,552
215	Retained Earnings		(19,144)	(17,253)
218	Proprietary Capital (Sole Props and Partnerships)		0	0
	Total Capital		\$239,217	\$241,299
	Total Liabilities and Capital		\$257,847	\$265,093

Note: Total liabilities and Capital must match total assets for the beginning and end of the year!

Global Water - Francesca Water Company, Inc.
Annual Report
Water Comparative Income Statement
12/31/22

Water Comparative Income Statement			
Account No.	Calendar Year	Current Year 01/01/2022 - 12/31/2022	Last Year 01/01/2021 - 12/31/2021
	Operating Revenue		
461	Metered Water Revenue	\$80,840	\$73,009
460	Unmetered Water Revenue	0	0
462	Fire Protection Revenue	0	0
469	Guaranteed Revenues (Surcharges)	0	0
471	Miscellaneous Service Revenues	0	0
474	Other Water Revenue	1,040	980
	Total Revenues	\$81,880	\$73,989
	Operating Expenses		
601	Salaries and Wages	\$20,249	\$22,008
604	Employee Pensions and Benefits	2,490	3,717
610	Purchased Water	0	5,415
615	Purchased Power	10,151	12,323
616	Fuel for Power Production	0	0
618	Chemicals	644	0
620	Materials and Supplies	170	55
620.1	Repairs and Maintenance	1,187	422
620.2	Office Supplies and Expense	1,917	1,242
630	Contractual Services	0	0
631	Contractual Services - Engineering	0	0
632	Contractual Services - Accounting	1,755	3,458
633	Contractual Services - Legal	457	1,066
634	Contractual Services - Management Fees	0	0
635	Contractual Services - Water Testing	1,477	900
636	Contractual Services - Other	14,255	26,339
640	Rents	0	0
641	Rental of Building/Real Property	751	523
642	Rental of Equipment	39	10
650	Transportation Expenses	487	235
656	Insurance - Vehicles	0	0
657	Insurance - General Liability	1,590	1,962
658	Insurance - Worker's Comp	232	262
657.1	Insurance - Health and Life	0	0
660	Advertising	34	48
665	Regulatory Commission Expense - Rate	0	0
667	Regulatory Commission Expense - Other	893	0
670	Bad Debt Expense	1,826	738
675	Miscellaneous Expense	6,126	5,792
403	Depreciation Expense (From Schedule AR4)	8,147	9,862
408	Taxes Other Than Income	521	588
408.11	Property Taxes	3,808	4,484
408.12	Payroll Taxes	1,121	1,216
409	Income Taxes	(823)	(7,397)
427.1	Customer Security Deposit Interest	292	479
	Total Operating Expenses	\$79,796	\$95,746
	Operating Income / (Loss)	\$2,084	(\$21,757)
	Other Income / (Expense)		
414	Gain/Loss on Dispositions	(\$241)	\$0
419	Interest and Dividend Income	0	0
421	Non-Utility Income	0	0
426	Miscellaneous Non-Utility (Expense)	(1)	(2)
427	Interest (Expense)	208	(172)
	Total Other Income / (Expense)	(\$33)	(\$174)
	Net Income / (Loss)	\$2,051	(\$21,931)

Global Water - Francesca Water Company, Inc.
 Annual Report
 Full time equivalent employees
 12/31/22

Full time equivalent employees

	Direct Company	Allocated	Outside service	Total
President	0.0	0.0	0.0	0.0
Vice-president	0.0	0.0	0.0	0.0
Manager	0.0	0.0	0.0	0.0
Engineering Staff	0.0	0.0	0.0	0.0
System Operator(s)	0.0	0.2	0.0	0.2
Meter reader	0.0	0.0	0.0	0.0
Customer Service	0.0	0.0	0.0	0.0
Accounting	0.0	0.0	0.0	0.0
Business Office	0.0	0.0	0.0	0.0
Rates Department	0.0	0.0	0.0	0.0
Administrative Staff	0.0	0.0	0.0	0.0
Other	0.0	0.0	0.0	0.0
Total	0.0	0.4	0.0	0.4

Supplemental Financial Data (Long-Term Debt)				
	Loan #1	Loan #2	Loan #3	Loan #4
Date Issued	N/A	N/A	N/A	N/A
Source of Loan	N/A	N/A	N/A	N/A
ACC Decision No.	N/A	N/A	N/A	N/A
Reason for Loan	N/A	N/A	N/A	N/A
Dollar Amt. Issued	N/A	N/A	N/A	N/A
Amount Outstanding	N/A	N/A	N/A	N/A
Date of Maturity	N/A	N/A	N/A	N/A
Interest Rate	N/A	N/A	N/A	N/A
Current Year Interest	N/A	N/A	N/A	N/A
Current Year Principal	N/A	N/A	N/A	N/A

Meter Deposit Balance at Test Year End:	\$0
---	-----

Meter Deposits Refunded During the Test Year:	\$0
---	-----

List all bonds, notes, loans, and other types of indebtedness in which the proceeds were used in the provision of public utility service. Indebtedness incurred for personal uses by the owner of the utility should not be listed. Input 0 or none if there is nothing to report for that cell.

Water Utility Plant Description (Continued)
--

For the following three items, list the utility owned assets in each category for each system.

TREATMENT EQUIPMENT:	Chlorinator
STRUCTURES:	500 Feet of Chainlink Fence
OTHER:	NA

Provide a calculation used to determine the value of one water equivalent residential connection (ERC).

Use one of the following methods:

- (a) If actual flow data are available from the preceding 12 months, divide the total annual single family residence (SFR) gallons sold by the average number of single family residence customers for the same period and divide the result by 365
- (b) If no historical flow data are available, use:
 $ERC = (\text{Total SFR gallons sold (Omit 000)} / 365 \text{ days} / 350 \text{ gallons per day})$

ERC	229
Method used:	(a)

Water Utility Plant Description (Continued)
--

For the following three items, list the utility owned assets in each category for each system.

TREATMENT EQUIPMENT:	Chlorinator
-----------------------------	-------------

STRUCTURES:	510 Feet of Chainlink Fence
--------------------	-----------------------------

OTHER:	NA
---------------	----

Provide a calculation used to determine the value of one water equivalent residential connection (ERC).

Use one of the following methods:

- (a) If actual flow data are available from the preceding 12 months, divide the total annual single family residence (SFR) gallons sold by the average number of single family residence customers for the same period and divide the result by 365 days.
- (b) If no historical flow data are available, use:
 $ERC = (\text{Total SFR gallons sold (Omit 000)} / 365 \text{ days} / 350 \text{ gallons per day})$

ERC	206
Method used:	(a)

Customer and Other Information	
Name of the System:	GLOBAL WATER - FRANCESCA WATER COMPANY INC (AMBER ANN)
ADEQ Public Water System Number:	AZ0410317
ADWR PCC Number:	91-000496.0000

Month	Number of Customers				
	Single-Family	Multi-Family	Commercial	Turf/Irrigation	Other Non-Residential
January	35	0	0	0	0
February	35	0	0	0	0
March	35	0	0	0	0
April	35	0	0	0	0
May	35	0	0	0	0
June	35	0	0	0	0
July	35	0	0	0	0
August	35	0	0	0	0
September	35	0	0	0	0
October	35	0	0	0	0
November	35	0	0	0	0
December	35	0	0	0	0

If the system has fire hydrants, what is the fire flow requirements? GPM for hrs.

Does the system have chlorination treatment?

Does the Company have an ADWR Gallons Per Capita Per Day (GPCPD) requirement?
 If yes, provide the GPCPD amount:

Is the Water Utility located in an ADWR Active Management Area (AMA)?
 If yes, which AMA?

What is the present system connection capacity (in ERCs *) using existing lines?

What is the future system connection capacity (in ERCs *) upon service area buildout?

Describe any plans and estimated completion dates for any enlargements or improvements of this system.

* an ERC is based on the calculation on the bottom of AR9 page 12.

Customer and Other Information	
Name of the System:	GLOBAL WATER - FRANCESCA WATER COMPANY INC (TALAWAY)
ADEQ Public Water System Number:	AZ0410283
ADWR PCC Number:	91-000492.0000

Month	Number of Customers				
	Single-Family	Multi-Family	Commercial	Turf/Irrigation	Other Non-Residential
January	89	0	0	0	0
February	89	0	0	0	0
March	89	0	0	0	0
April	89	0	0	0	0
May	89	0	0	0	0
June	89	0	0	0	0
July	89	0	0	0	0
August	89	0	0	0	0
September	89	0	0	0	0
October	89	0	0	0	0
November	89	0	0	0	0
December	89	0	0	0	0

If the system has fire hydrants, what is the fire flow requirements? GPM for hrs.

Does the system have chlorination treatment?

Does the Company have an ADWR Gallons Per Capita Per Day (GPCPD) requirement?
 If yes, provide the GPCPD amount:

Is the Water Utility located in an ADWR Active Management Area (AMA)?
 If yes, which AMA?

What is the present system connection capacity (in ERCs *) using existing lines?

What is the future system connection capacity (in ERCs *) upon service area buildout?

Describe any plans and estimated completion dates for any enlargements or improvements of this system.

* an ERC is based on the calculation on the bottom of AR9 page 12b.

Global Water - Francesca Water Company, Inc.
 Annual Report
 Utility Shutoffs / Disconnects
 12/31/22

Utility Shutoffs / Disconnects	
Name of the System:	GW - FRANCESCA WATER COMPANY INC (AMBER ANN)
ADEQ Public Water System Number:	AZ0410317
ADWR PCC Number:	91-000496.0000

Month	Termination without Notice R14-2-410.B	Termination with Notice R14-2-410.C	Other
January	0	0	0
February	0	0	0
March	0	0	0
April	0	0	0
May	0	0	0
June	0	0	0
July	0	0	0
August	0	0	0
September	0	0	0
October	0	0	0
November	0	0	0
December	0	0	0
Total	0	0	0

Other (description):

NA

Instructions: Fill out the Grey Cells with the relevent information. Input 0 or none if there is nothing recorded in that account or there is no applicable information to report.

Global Water - Francesca Water Company, Inc.
 Annual Report
 Utility Shutoffs / Disconnects
 12/31/22

Utility Shutoffs / Disconnects	
Name of the System:	GW - FRANCESCA WATER COMPANY INC (TALAWAY)
ADEQ Public Water System Number:	AZ0410283
ADWR PCC Number:	91-000492.0000

Month	Termination without Notice R14-2-410.B	Termination with Notice R14-2-410.C	Other
January	0	0	0
February	0	0	0
March	0	0	0
April	0	0	0
May	0	0	0
June	0	0	0
July	0	0	0
August	0	0	0
September	0	0	0
October	0	0	0
November	0	0	0
December	0	0	0
Total	0	0	0

Other (description):

NA

Instructions: Fill out the Grey Cells with the relevent information. Input 0 or none if there is nothing recorded in that account or there is no applicable information to report.

Property Taxes	
----------------	--

Amount of actual property taxes paid during Calendar Year 2022 was	
--	--

	\$4,146
--	---------

If no property taxes paid, explain why.

NA

Instructions: Fill out the Grey Cells with the relevant information. Input 0 or none if there is nothing recorded in that account or there is no applicable information to report.

Verification and Sworn Statement (Taxes)

Verification: State of Arizona I, the undersigned of the
(state name)

County of (county name): Maricopa
Name (owner or official) title: Christopher D. Krygier
Company name: Global Water - Francesca Water Company, Inc.

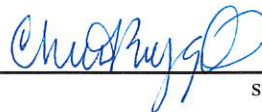
DO SAY THAT THIS ANNUAL UTILITY PROPERTY TAX AND SALES TAX REPORT TO THE ARIZONA CORPORATION COMMISSION.

FOR THE YEAR ENDING: 12/31/22

HAS BEEN PREPARED UNDER MY DIRECTION, FROM THE ORIGINAL BOOKS, PAPERS AND RECORDS OF SAID UTILITY; THAT I HAVE CAREFULLY EXAMINED THE SAME, AND DECLARE THE SAME TO BE A COMPLETE AND CORRECT STATEMENT OF BUSINESS AND AFFAIRS OF SAID UTILITY FOR THE PERIOD COVERED BY THIS REPORT IN RESPECT TO EACH AND EVERY MATTER AND THING SET FORTH, TO THE BEST OF MY KNOWLEDGE, INFORMATION AND BELIEF.

Sworn Statement: I HEREBY ATTEST THAT ALL PROPERTY TAXES FOR SAID COMPANY ARE CURRENT AND PAID IN FULL.

I HEREBY ATTEST THAT ALL SALES TAXES FOR SAID COMPANY ARE CURRENT AND PAID IN FULL.




signature of owner/official

623-377-2603

telephone no.

SUBSCRIBED AND SWORN TO BEFORE ME A NOTARY PUBLIC
IN AND FOR THE COUNTY



THIS

11th

DAY OF

Maricopa
(county name)

April 2023
(month) and (year)

MY COMMISSION EXPIRES

7-1-2024
(date)



(signature of notary public)

Verification and Sworn Statement

Verification:

State of Arizona I, the undersigned of the
(state name)
County of (county name): Maricopa
Name (owner or official) title: Christopher D. Krygier
Company name: Global Water - Francesca Water Company, Inc.

DO SAY THAT THIS ANNUAL UTILITY PROPERTY TAX AND SALES TAX REPORT TO THE ARIZONA CORPORATION COMMISSION.

FOR THE YEAR ENDING: 12/31/22

HAS BEEN PREPARED UNDER MY DIRECTION, FROM THE ORIGINAL BOOKS, PAPERS AND RECORDS OF SAID UTILITY; THAT I HAVE CAREFULLY EXAMINED THE SAME, AND DECLARE THE SAME TO BE A COMPLETE AND CORRECT STATEMENT OF BUSINESS AND AFFAIRS OF SAID UTILITY FOR THE PERIOD COVERED BY THIS REPORT IN RESPECT TO EACH AND EVERY MATTER AND THING SET FORTH, TO THE BEST OF MY KNOWLEDGE, INFORMATION AND BELIEF.

Sworn Statement: IN ACCORDANCE WITH THE REQUIREMENTS OF TITLE 40, ARTICLE 8, SECTION 40-401, ARIZONA REVISED STATUTES, IT IS HEREIN REPORTED THAT THE GROSS OPERATING REVENUE OF SAID UTILITY DERIVED FROM ARIZONA INTRASTATE UTILITY OPERATIONS DURING THE CALENDAR YEAR WAS:

Arizona Intrastate Gross Operating Revenues Only (\$) \$86,875
(The amount in the box above includes \$4,995 in sales taxes billed or collected)

Christopher D. Krygier

signature of owner/official


623-377-2603
telephone no.

SUBSCRIBED AND SWORN TO BEFORE ME A NOTARY PUBLIC
IN AND FOR THE COUNTY

Maricopa
(county name)

THIS 11th DAY OF April 2023
(month) and (year)

MY COMMISSION EXPIRES 7.1.2024
(date)



Heather Mahan

(signature of notary public)

Verification and Sworn Statement (Residential Revenue)

Verification:

State of Arizona I, the undersigned of the
(state name)

County of (county name): Maricopa
Name (owner or official) title: Christopher D. Krygier
Company name: Global Water - Francesca Water Company, Inc.

DO SAY THAT THIS ANNUAL UTILITY PROPERTY TAX AND SALES TAX REPORT TO THE ARIZONA CORPORATION COMMISSION.

FOR THE YEAR ENDING: 12/31/22

HAS BEEN PREPARED UNDER MY DIRECTION, FROM THE ORIGINAL BOOKS, PAPERS AND RECORDS OF SAID UTILITY; THAT I HAVE CAREFULLY EXAMINED THE SAME, AND DECLARE THE SAME TO BE A COMPLETE AND CORRECT STATEMENT OF BUSINESS AND AFFAIRS OF SAID UTILITY FOR THE PERIOD COVERED BY THIS REPORT IN RESPECT TO EACH AND EVERY MATTER AND THING SET FORTH, TO THE BEST OF MY KNOWLEDGE, INFORMATION AND BELIEF.

Sworn Statement: IN ACCORDANCE WITH THE REQUIREMENTS OF TITLE 40, ARTICLE 8, SECTION 40-401, ARIZONA REVISED STATUTES, IT IS HEREIN REPORTED THAT THE GROSS OPERATING REVENUE OF SAID UTILITY DERIVED FROM ARIZONA INTRASTATE UTILITY OPERATIONS RECEIVED FROM RESIDENTIAL CUSTOMERS DURING THE CALENDAR YEAR WAS:


Arizona Intrastate Gross Operating Revenues Only (\$)

\$86,525

(The amount in the box above includes
\$4,975 in sales taxes
billed or collected)

Christopher D. Krygier
signature of owner/official

623-377-2603
telephone no.



SUBSCRIBED AND SWORN TO BEFORE ME A NOTARY PUBLIC
IN AND FOR THE COUNTY Maricopa
(county name)

THIS 11th DAY OF April 2023
(month) and (year)

MY COMMISSION EXPIRES 7.1.2024
(date)

Heather Mahan
(signature of notary public)

Gross-up Sharing Method for Income Tax Statement of Certification

Verification:


State of Arizona I, the undersigned of the
(state name)

County of (county name): Maricopa
Name (owner or official) title: Christopher D. Krygier
Company name: Global Water - Francesca Water Company, Inc.

FOR THE YEAR ENDING: 12/31/22

Sworn Statement:

IN ACCORDANCE WITH THE REQUIREMENTS OF DECISION NO. 77084, BECAUSE THE UTILITY REQUIRES THE GROSS UP OF ADVANCES AND CONTRIBUTIONS, I HEREBY STATE THAT THE UTILITY HAS NOT INCURRED NOR IS EXPECTED TO INCUR A NET INCREASE IN CURRENT INCOME TAX EXPENSE OR A DECREASE IN DEFERRED TAX ASSET FOR A CARRY FORWARD ACCORDING TO GAAP IN AN AMOUNT EQUAL TO OR GREATER THAN THE AMOUNT OF THE REQUIRED GROSS UP PAID BY DEVELOPERS IN THE PERIOD COVERED BY THIS ANNUAL REPORT.



signature of owner/official

623-377-2603

telephone no.

SUBSCRIBED AND SWORN TO BEFORE ME A NOTARY PUBLIC
IN AND FOR THE COUNTY

Maricopa
(county name)

THIS


11th

DAY OF

April 2023
(month) and (year)

MY COMMISSION EXPIRES

7.1.2024
(date)



(signature of notary public)