

ANNUAL REPORT

Of

Company Name: Gadsden Water Company, Inc.
PO Box 519

Mailing Address: Somerton AZ
85350

Docket No.: W-02205A
For the Year Ended: 12/31/20

WATER UTILITY

To

Arizona Corporation Commission

RECEIVED
UTILITIES DIVISION
2021 MAR 24 P 1:34
ARIZONA CORPORATION
COMMISSION

Due on April 15th

Email: Util-Compliance@azcc.gov, mail or deliver the completed Annual Report to:
Arizona Corporation Commission
Compliance Section - Utilities Division
1200 West Washington Street
Phoenix, Arizona 85007

Application Type: Original Filing
Application Date: 3/21/2021

ARIZONA CORPORATION COMMISSION
WATER UTILITY ANNUAL REPORT
Gadsden Water Company, Inc.
A Class Utility

For the Calendar Year Ended: 12/31/20

Primary Address:
City: State: Zip Code:

Telephone Number:

Date of Original Organization of Utility:

Person to whom correspondence should be addressed concerning this report:

Name:
Telephone No. :
Address:
City: State: Zip Code:
Email:

Name:
Telephone No. :
Address:
City: State: Zip Code:
Email:

Name:
Telephone No. :
Address:
City: State: Zip Code:
Email:

Name:
Telephone No. :
Address:
City: State: Zip Code:
Email:

Name:
Telephone No. :
Address:
City: State: Zip Code:
Email:

Ownership:

Counties Served:

Important changes during the year
--

No	For those companies not subject to the affiliated interest rules, has there been a change in ownership or direct control during the year?
	If yes, please provide specific details in the box below.
	NA

No	Has the company been notified by any other regulatory authorities during the year, that they are out of compliance?
	If yes, please provide specific details in the box below.
	NA

Utility Plant in Service (Water)							
Account No.	Description	Beginning Year Original Cost	Current Year Additions	Current Year Retirements	Adjusted Original Cost	Accumulated Depreciation	OCLD (OC less AD)
301	Organization	\$1,221	\$0	\$0	\$1,221	\$1,221	\$0
302	Franchises	0	0	0	0	0	0
303	Land and Land Rights	3,500	0	0	3,500	0	3,500
304	Structures and Improvements	1,428	0	0	1,428	1,081	347
305	Collecting & Improving Reservoirs	0	0	0	0	0	0
306	Lake, River, Canal Intakes	0	0	0	0	0	0
307	Wells and Springs	12,754	0	0	12,754	12,754	(0)
308	Infiltration Galleries	0	0	0	0	0	0
309	Supply Mains	0	0	0	0	0	0
310	Power Generation Equipment	0	0	0	0	0	0
311	Pumping Equipment	6,380	0	0	6,380	5,444	936
320	Water Treatment Equipment	0	0	0	0	0	0
320.1	Water Treatment Plants	0	0	0	0	0	0
320.2	Solution Chemical Feeders	3,749	0	0	3,749	3,749	0
320.3	Point-of-Use Treatment Devices	0	0	0	0	0	0
330	Distribution Reservoirs and Standpipes	0	0	0	0	0	0
330.1	Storage Tanks	11,746	0	0	11,746	11,219	527
330.2	Pressure Tanks	768	0	0	768	768	0
331	Transmission and Distribution Mains	9,373	0	0	9,373	9,373	0
333	Services	0	0	0	0	0	0
334	Meters and Meter Installations	9,350	0	0	9,350	7,416	1,934
335	Hydrants	1,239	0	0	1,239	679	560
336	Backflow Prevention Devices	0	0	0	0	0	0
339	Other Plant and Misc. Equipment	0	0	0	0	0	0
340	Office Furniture and Equipment	0	0	0	0	0	0
340.1	Computer & Software	1,910	0	0	1,910	1,719	191
341	Transportation Equipment	18,833	0	0	18,833	8,341	10,492
342	Stores Equipment	0	0	0	0	0	0
343	Tools, Shop and Garage Equipment	1,556	0	0	1,556	1,459	97
344	Laboratory Equipment	0	0	0	0	0	0
345	Power Operated Equipment	0	0	0	0	0	0
346	Communication Equipment	0	0	0	0	0	0
347	Miscellaneous Equipment	5,300	0	0	5,300	1,912	3,388
348	Other Tangible Plant	0	0	0	0	0	0
	Totals	\$89,107	\$0	\$0	\$89,107	\$67,135	\$21,972

Gadsden Water Company, Inc.
 Annual Report
 Depreciation Expense for the Current Year (Water)
 12/31/20

Depreciation Expense for the Current Year (Water)									
Account No.	Description	Beginning Year Original Cost	Current Year Additions	Current Year Retirements	Adjusted Original Cost	Fully Depreciated/Non-depreciable Plant	Depreciable Plant	Depreciation Percentages	Depreciation Expense
301	Organization	\$1,221	\$0	\$0	\$1,221	\$1,221	(\$0)	0.00%	\$0
302	Franchises	0	0	0	0	0	0	0.00%	0
303	Land and Land Rights	3,500	0	0	3,500	3,500	0	0.00%	0
304	Structures and Improvements	1,428	0	0	1,428	971	457	3.28%	15
305	Collecting & Improving Reservoirs	0	0	0	0	0	0	0.00%	0
306	Lake, River, Canal Intakes	0	0	0	0	0	0	0.00%	0
307	Wells and Springs	12,754	0	0	12,754	12,754	(0)	0.00%	0
308	Infiltration Galleries	0	0	0	0	0	0	0.00%	0
309	Supply Mains	0	0	0	0	0	0	0.00%	0
310	Power Generation Equipment	0	0	0	0	0	0	0.00%	0
311	Pumping Equipment	6,380	0	0	6,380	1,609	4,771	12.51%	597
320	Water Treatment Equipment	0	0	0	0	0	0	0.00%	0
320.1	Water Treatment Plants	0	0	0	0	0	0	0.00%	0
320.2	Solution Chemical Feeders	3,749	0	0	3,749	3,749	0	0.00%	0
320.3	Point-of-Use Treatment Devices	0	0	0	0	0	0	0.00%	0
330	Distribution Reservoirs and Standpipes	0	0	0	0	0	0	0.00%	0
330.1	Storage Tanks	11,746	0	0	11,746	0	11,746	2.22%	261
330.2	Pressure Tanks	768	0	0	768	768	0	0.00%	0
331	Transmission and Distribution Mains	9,373	0	0	9,373	9,373	0	0.00%	0
333	Services	0	0	0	0	0	0	0.00%	0
334	Meters and Meter Installations	9,350	0	0	9,350	6,640	2,710	8.30%	225
335	Hydrants	1,239	0	0	1,239	0	1,239	2.02%	25
336	Backflow Prevention Devices	0	0	0	0	0	0	0.00%	0
339	Other Plant and Misc. Equipment	0	0	0	0	0	0	0.00%	0
340	Office Furniture and Equipment	0	0	0	0	0	0	0.00%	0
340.1	Computer & Software	1,910	0	0	1,910	1,910	0	0.00%	0
341	Transportation Equipment	18,833	0	0	18,833	0	18,833	20.00%	3,767
342	Stores Equipment	0	0	0	0	0	0	0.00%	0
343	Tools, Shop and Garage Equipment	1,556	0	0	1,556	370	1,186	4.97%	59
344	Laboratory Equipment	0	0	0	0	0	0	0.00%	0
345	Power Operated Equipment	0	0	0	0	0	0	0.00%	0
346	Communication Equipment	0	0	0	0	0	0	0.00%	0
347	Miscellaneous Equipment	5,300	0	0	5,300	0	5,300	6.66%	353
348	Other Tangible Plant	0	0	0	0	0	0	0.00%	0
	Subtotal	\$89,107	\$0	\$0	\$89,107	\$42,865	\$46,242		\$5,302

Contribution(s) in Aid of Construction (Gross) \$0
 Less: Non Amortizable Contribution(s) 0
 Fully Amortized Contribution(s) 0
 Amortizable Contribution(s) \$0
 Times: Proposed Amortization Rate 11.47%
 Amortization of CIAC \$0

Less: Amortization of CIAC \$0
DEPRECIATION EXPENSE \$5,302

Gadsden Water Company, Inc.
Annual Report
Balance Sheet Assets
12/31/20

Balance Sheet Assets				
	Assets		Balance at Beginning of Year (2020)	Balance at End of Year (2020)
Account No.	Current and Accrued Assets			
131	Cash		\$54,192	\$64,559
134	Working Funds		0	0
135	Temporary Cash Investments		0	0
141	Customer Accounts Receivable		0	0
146	Notes Receivable from Associated Companies		0	0
151	Plant Material and Supplies		0	0
162	Prepayments		0	0
174	Miscellaneous Current and Accrued Assets		0	0
	Total Current and Accrued Assets		\$54,192	\$64,559
Account No.	Fixed Assets			
101	Utility Plant in Service*		\$89,107	\$89,107
103	Property Held for Future Use		0	0
105	Construction Work in Progress		0	1,067
108	Accumulated Depreciation (enter as negative)*		(61,833)	(67,135)
121	Non-Utility Property		0	0
122	Accumulated Depreciation - Non Utility		0	0
	Total Fixed Assets		\$27,274	\$23,039
	Total Assets		\$81,466	\$87,598

*Note these items feed automatically from AR3 UPIS Page 4

Gadsden Water Company, Inc.
Annual Report
Balance Sheet Liabilities and Owners Equity

Balance Sheet Liabilities and Owners Equity				
	Liabilities		Balance at Beginning of Year (2020)	Balance at End of Year (2020)
Account No.	Current Liabilities			
231	Accounts Payable		\$1,943	\$502
232	Notes Payable (Current Portion)		0	0
234	Notes Payable to Associated Companies		0	0
235	Customer Deposits		0	0
236	Accrued Taxes		382	261
237	Accrued Interest		0	0
242	Miscellaneous Current and Accrued Liabilities		97,008	97,008
	Total Current Liabilities		\$99,333	\$97,771
	Long Term Debt			
224	Long Term Debt (Notes and Bonds)		\$0	\$0
	Deferred Credits			
251	Unamortized Premium on Debt		\$0	\$0
252	Advances in Aid of Construction		0	0
255	Accumulated Deferred Investment Tax Credits		0	0
271	Contributions in Aid of Construction		0	0
272	Less: Amortization of Contributions		0	0
281	Accumulated Deferred Income Tax		0	0
	Total Deferred Credits		\$0	\$0
	Total Liabilites		\$99,333	\$97,771
	Capital Accounts			
201	Common Stock Issued		\$50,000	\$50,000
211	Other Paid-In Capital		(42,373)	(42,373)
215	Retained Earnings		(25,494)	(17,800)
218	Proprietary Capital (Sole Props and Partnerships)		0	0
	Total Capital		(\$17,867)	(\$10,173)
	Total Liabilities and Capital		\$81,466	\$87,598

Note: Total liabilities and Capital must match total assets for the beginning and end of the year!

Gadsden Water Company, Inc.
Annual Report
Water Comparative Income Statement
12/31/20

Water Comparative Income Statement			
Account No.	Calendar Year	Current Year 01/01/2020 -	Last Year 01/01/2019 - 12/31/2019
	Operating Revenue		
461	Metered Water Revenue	\$44,984	\$40,826
460	Unmetered Water Revenue	0	0
462	Fire Protection Revenue	0	0
469	Guaranteed Revenues (Surcharges)	0	0
471	Miscellaneous Service Revenues	0	0
474	Other Water Revenue	0	0
	Total Revenues	\$44,984	\$40,826
	Operating Expenses		
601	Salaries and Wages	\$0	\$0
604	Employee Pensions and Benefits	0	0
610	Purchased Water	0	0
615	Purchased Power	4,979	5,194
618	Chemicals	0	0
620	Materials and Supplies	0	0
620.1	Repairs and Maintenance	2,302	2,383
620.2	Office Supplies and Expense	2,417	3,571
630	Contractual Services	0	0
631	Contractual Services - Engineering	0	0
632	Contractual Services - Accounting	1,975	1,600
633	Contractual Services - Legal	0	0
634	Contractual Services - Management Fees	0	0
635	Contractual Services - Water Testing	947	922
636	Contractual Services - Other	14,013	16,484
640	Rents	2,026	0
641	Rental of Building/Real Property	0	0
642	Rental of Equipment	0	0
650	Transportation Expenses	359	543
657	Insurance - General Liability	872	1,097
657.1	Insurance - Health and Life	0	0
665	Regulatory Commission Expense - Rate	0	0
670	Bad Debt Expense	0	0
675	Miscellaneous Expense	0	0
403	Depreciation Expense (From Schedule AR4)	5,302	5,033
408	Taxes Other Than Income	0	0
408.11	Property Taxes	2,098	2,154
409	Income Taxes	0	0
427.1	Customer Security Deposit Interest	0	0
	Total Operating Expenses	\$37,290	\$38,981
	Operating Income / (Loss)	\$7,694	\$1,845
	Other Income / (Expense)		
419	Interest and Dividend Income	\$0	\$0
421	Non-Utility Income	0	0
426	Miscellaneous Non-Utility (Expense)	0	0
427	Interest (Expense)	0	0
	Total Other Income / (Expense)	\$0	\$0
	Net Income / (Loss)	\$7,694	\$1,845

Gadsden Water Company, Inc.
Annual Report
Full time equivalent employees
12/31/20

Full time equivalent employees

	Direct Company	Allocated	Outside service	Total
President	0.0	0.0	0.0	0.0
Vice-president	0.0	0.0	0.0	0.0
Manager	0.0	0.0	0.0	0.0
Engineering Staff	0.0	0.0	0.0	0.0
System Operator(s)	0.0	0.0	0.0	0.0
Meter reader	0.0	0.0	0.0	0.0
Customer Service	0.0	0.0	0.0	0.0
Accounting	0.0	0.0	0.0	0.0
Business Office	0.0	0.0	0.0	0.0
Rates Department	0.0	0.0	0.0	0.0
Administrative Staff	0.0	0.0	0.0	0.0
Other	0.0	0.0	0.0	0.0
Total	0.0	0.0	0.0	0.0

Gadsden Water Company, Inc.
 Annual Report
 Supplemental Financial Data (Long-Term Debt)
 12/31/20

Supplemental Financial Data (Long-Term Debt)				
	Loan #1	Loan #2	Loan #3	Loan #4
Date Issued	NA	NA	NA	NA
Source of Loan	NA	NA	NA	NA
ACC Decision No.	NA	NA	NA	NA
Reason for Loan	NA	NA	NA	NA
Dollar Amt. Issued	NA	NA	NA	NA
Amount Outstanding	NA	NA	NA	NA
Date of Maturity	NA	NA	NA	NA
Interest Rate	NA	NA	NA	NA
Current Year Interest	NA	NA	NA	NA
Current Year Principal	NA	NA	NA	NA

Meter Deposit Balance at Test Year End:	NA
---	----

Meter Deposits Refunded During the Test Year:	NA
---	----

List all bonds, notes, loans, and other types of indebtedness in which the proceeds were used in the provision of public utility service. Indebtedness incurred for personal uses by the owner of the utility should not be listed. Input 0 or none if there is nothing to report for that cell.

Well and Water Usage

Name of the System:		GADSDEN WC									
ADEQ Public Water System Number:		AZ0414037									
ADWR PCC Number:		91-000719.0000									
Well registry 55# (55-XXXXXX):	Pump Horsepower	Pump Yield (gpm)	Casing Depth (feet)	Casing Diameter (inches)	Pump Motor Type **	Year Drilled	Water level 2010	Water level 2020	Meter Size (inches)	How measured:	Active
14-037	10	300	180	8	Submersible	1984	80'	80'	2x2	Metered	Yes
										N/A	N/A
										N/A	N/A
										N/A	N/A
										N/A	N/A
										N/A	N/A
										N/A	N/A
										N/A	N/A
										N/A	N/A
										N/A	N/A
										N/A	N/A
										N/A	N/A
										N/A	N/A
										N/A	N/A
										N/A	N/A
										N/A	N/A
										N/A	N/A
										N/A	N/A
										N/A	N/A
										N/A	N/A
										N/A	N/A
										N/A	N/A

Name of system water delivered to:	NA
ADWR PCC Number:	#N/A
Source of water delivered to another system	NA
Name of system water received from:	NA
ADWR PCC Number:	#N/A
Source of water received	NA
Well registry 55# (55-XXXXXX):	NA

Month	Water withdrawn (gallons) ¹	Water sold (gallons) ²	Water delivered (sold) to other systems (gallons) ³	Water received (purchased) from other systems (gallons) ⁴	Estimated authorized use (gallons) ⁵	Purchased Power Expense ⁶	Purchased Power (kWh) ⁷
January	1,518,210.00	1,343,760.00	0.00	0.00	174,450.00	\$316	2,123
February	1,331,140.00	1,153,400.00	0.00	0.00	177,740.00	264	1,809
March	1,494,740.00	1,320,150.00	0.00	0.00	174,590.00	282	1,928
April	1,428,860.00	1,256,600.00	0.00	0.00	172,260.00	309	2,158
May	3,325,420.00	3,148,020.00	0.00	0.00	177,400.00	450	2,805
June	1,387,750.00	1,215,170.00	0.00	0.00	172,580.00	461	3,256
July	2,779,090.00	2,565,900.00	0.00	0.00	213,190.00	589	3,727
August	2,366,630.00	2,197,500.00	0.00	0.00	169,130.00	572	3,619
September	2,770,270.00	2,592,970.00	0.00	0.00	177,300.00	567	3,577
October	2,248,190.00	2,069,070.00	0.00	0.00	179,120.00	463	2,898
November	1,360,980.00	1,186,190.00	0.00	0.00	174,790.00	334	2,314
December	1,643,320.00	1,468,400.00	0.00	0.00	174,920.00	372	2,320
Totals	23,654,600.00	21,517,130.00	0.00	0.00	2,137,470.00	\$4,979	32,534

If applicable, in the space below please provide a description for all un-metered water use along with amounts:

¹ Water withdrawn - Total gallons of water withdrawn from pumped sources.
² Water sold - Total gallons from customer meters, and other sales such as construction water.
³ Water delivered (sold) to other systems - Total gallons of water delivered to other systems.
⁴ Water received (purchased) from other systems - Total gallons of water purchased/received from other systems.
⁵ Estimated authorized use - Total estimated gallons from authorized metered or unmetered use. Authorized uses such as flushing (mains, services and hydrants) draining/cleaning tanks, process, construction, fire fighting, etc. Non-authorized use (real losses) are service line breaks and leaks, water main breaks, meter inaccuracies and theft.
⁶ Enter the total purchased power costs for the power meters associated with this system.
⁷ Enter the total purchased kWh used by the power meters associated with this system.

Water Utility Plant Description			
Name of the System:	GADSDEN WC		
ADEQ Public Water System Number:	AZ0414037		
ADWR PCC Number:	91-000719.0000		

MAINS		
Sizes (inches)	Material	Length (feet)
6.00	CL 150	6849 LF
8.00	CL 150	6403 LF
10.00	CL 150	1173 LF
NA	NA	
NA	NA	
NA	NA	
NA	NA	
NA	NA	
NA	NA	
NA	NA	
NA	NA	
NA	NA	
NA	NA	
NA	NA	

CUSTOMER METERS			
Size (inches)	Quantity	Percent over 1,000,000 gallons	Percent over 10 years old
5/8 x 3/4	185	NA	84%
2	4	NA	100%
NA			
NA			
NA			
NA			
NA			
NA			
NA			
NA			
NA			
NA			
NA			
NA			
NA			
NA			
NA			

SERVICE LINES		
Material	Percent of system	Year installed
PVC	100%	1990
NA		
NA		
NA		
NA		

BOOSTER PUMPS		
Horsepower	GPM	Quantity
5	250	1
7.5	350	1
10	450	2

FIRE HYDRANTS	
Type	Quantity
Standard *	1
Other	0

STORAGE TANKS			
Capacity (gallons)	Material	Quantity	Year installed
50,000	Steel	1	1991

PRESSURE/BLADDER TANKS			
Capacity (gallons)	Material	Quantity	Year installed
2,000	Steel	1	1991

* A standard fire hydrant has two 2.5 inch hose connection nozzles with 7.5 threads per inch, and one 4.5 inch pumper connection nozzle with 4 threads per inch.

Water Utility Plant Description (Continued)
--

For the following three items, list the utility owned assets in each category for each system.

TREATMENT EQUIPMENT:	Sentry 1 Chlorinator
-----------------------------	----------------------

STRUCTURES:	8'X12' Storage Shed; 8'X10' Cantra Shed
--------------------	---

OTHER:	
---------------	--

Provide a calculation used to determine the value of one water equivalent residential connection (ERC).

Use one of the following methods:

- (a) If actual flow data are available from the preceding 12 months, divide the total annual single family residence (SFR) gallons sold by the average number of single family residence customers for the same period and divide the result by 365
- (b) If no historical flow data are available, use:
 $ERC = (\text{Total SFR gallons sold (Omit 000)} / 365 \text{ days} / 350 \text{ gallons per day})$

ERC	264
Method used:	(a)

Customer and Other Information	
Name of the System:	GADSDEN WC
ADEQ Public Water System Number:	AZ0414037
ADWR PCC Number:	91-000719.0000

Month	Number of Customers				
	Single-Family	Multi-Family	Commercial	Turf/Irrigation	Other Non-Residential
January	173	0	17	0	0
February	173	0	17	0	0
March	173	0	17	0	0
April	173	0	17	0	0
May	173	0	18	0	0
June	174	0	16	0	0
July	173	0	17	0	0
August	174	0	17	0	0
September	173	0	18	0	0
October	174	0	18	0	0
November	174	0	17	0	0
December	174	0	18	0	0

If the system has fire hydrants, what is the fire flow requirements? GPM for hrs.

Does the system have chlorination treatment?

Does the Company have an ADWR Gallons Per Capita Per Day (GPCPD) requirement?
 If yes, provide the GPCPD amount:

Is the Water Utility located in an ADWR Active Management Area (AMA)?
 If yes, which AMA?

What is the present system connection capacity (in ERCs *) using existing lines?

What is the future system connection capacity (in ERCs *) upon service area buildout?

Describe any plans and estimated completion dates for any enlargements or improvements of this system.

* an ERC is based on the calculation on the bottom of AR9 page 12.

Gadsden Water Company, Inc.
 Annual Report
 Utility Shutoffs / Disconnects
 12/31/20

Utility Shutoffs / Disconnects	
Name of the System:	GADSDEN WC
ADEQ Public Water System Number:	AZ0414037
ADWR PCC Number:	91-000719.0000

Month	Termination without Notice R14-2-410.B	Termination with Notice R14-2-410.C	Other
January	0	5	0
February	0	4	0
March	0	6	0
April	0	0	0
May	0	1	0
June	0	0	0
July	0	0	0
August	0	1	0
September	0	0	0
October	0	0	0
November	0	1	0
December	0	0	0
Total	0	18	0

Other (description):

Instructions: Fill out the Grey Cells with the relevant information. Input 0 or none if there is nothing recorded in that account or there is no applicable information to report.

Gadsden Water Company, Inc.
Annual Report
Property Taxes
12/31/20

Property Taxes	
Amount of actual property taxes paid during Calendar Year 2020 was	\$2,098

If no property taxes paid, explain why.

Instructions: Fill out the Grey Cells with the relevant information. Input 0 or none if there is nothing recorded in that account or there is no applicable information to report.

Verification and Sworn Statement (Taxes)

Verification: State of Arizona I, the undersigned of the
(state name)

County of (county name): Yuma
Name (owner or official) title: Linda Deere, Secretary
Company name: Gadsden Water Company, Inc.

DO SAY THAT THIS ANNUAL UTILITY PROPERTY TAX AND SALES TAX REPORT TO THE ARIZONA CORPORATION COMMISSION.

FOR THE YEAR ENDING: 12/31/20

HAS BEEN PREPARED UNDER MY DIRECTION, FROM THE ORIGINAL BOOKS, PAPERS AND RECORDS OF SAID UTILITY; THAT I HAVE CAREFULLY EXAMINED THE SAME, AND DECLARE THE SAME TO BE A COMPLETE AND CORRECT STATEMENT OF BUSINESS AND AFFAIRS OF SAID UTILITY FOR THE PERIOD COVERED BY THIS REPORT IN RESPECT TO EACH AND EVERY MATTER AND THING SET FORTH, TO THE BEST OF MY KNOWLEDGE, INFORMATION AND BELIEF.

Sworn Statement: I HEREBY ATTEST THAT ALL PROPERTY TAXES FOR SAID COMPANY ARE CURRENT AND PAID IN FULL.

I HEREBY ATTEST THAT ALL SALES TAXES FOR SAID COMPANY ARE CURRENT AND PAID IN FULL.

RECEIVED
UTILITIES DIVISION
2021 MAR 24 P 1:34
ARIZONA CORPORATION
COMMISSION

Linda Deere

signature of owner/official

928-344-4222

telephone no.

SUBSCRIBED AND SWORN TO BEFORE ME A NOTARY PUBLIC
IN AND FOR THE COUNTY

THIS


23rd

DAY OF

Yuma
(county name)
March 2021
(month) and (year)

MY COMMISSION EXPIRES

12/26/2023
(date)



Brenda R. Poo
(signature of notary public)

Verification and Sworn Statement

Verification:

State of Arizona I, the undersigned of the
(state name)
County of (county name): Yuma
Name (owner or official) title: Linda Deere, Secretary
Company name: Gadsden Water Company, Inc.

DO SAY THAT THIS ANNUAL UTILITY PROPERTY TAX AND SALES TAX REPORT TO THE ARIZONA CORPORATION COMMISSION.

FOR THE YEAR ENDING: 12/31/20

HAS BEEN PREPARED UNDER MY DIRECTION, FROM THE ORIGINAL BOOKS, PAPERS AND RECORDS OF SAID UTILITY; THAT I HAVE CAREFULLY EXAMINED THE SAME, AND DECLARE THE SAME TO BE A COMPLETE AND CORRECT STATEMENT OF BUSINESS AND AFFAIRS OF SAID UTILITY FOR THE PERIOD COVERED BY THIS REPORT IN RESPECT TO EACH AND EVERY MATTER AND THING SET FORTH, TO THE BEST OF MY KNOWLEDGE, INFORMATION AND BELIEF.

Sworn Statement: IN ACCORDANCE WITH THE REQUIREMENTS OF TITLE 40, ARTICLE 8, SECTION 40-401, ARIZONA REVISED STATUTES, IT IS HEREIN REPORTED THAT THE GROSS OPERATING REVENUE OF SAID UTILITY DERIVED FROM ARIZONA INTRASTATE UTILITY OPERATIONS DURING THE CALENDAR YEAR WAS:

Arizona Intrastate Gross Operating Revenues Only (\$)

\$47,985

(The amount in the box above includes

\$3,001 in sales taxes billed or collected)

RECEIVED
UTILITIES DIVISION
2021 MAR 24 P 1:34
ARIZONA CORPORATION
COMMISSION

Linda Deere

signature of owner/official

928-344-4222

telephone no.

SUBSCRIBED AND SWORN TO BEFORE ME A NOTARY PUBLIC
IN AND FOR THE COUNTY

THIS

23rd

DAY OF

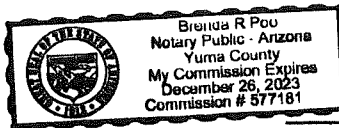
Yuma
(county name)

March 2021
(month) and (year)

MY COMMISSION EXPIRES

12/26/2023

(date)



Brenda R. Poo

(signature of notary public)

Verification and Sworn Statement (Residential Revenue)

Verification:

State of Arizona I, the undersigned of the
 (state name)

County of (county name): Yuma
 Name (owner or official) title: Linda Deere, Secretary
 Company name: Gadsden Water Company, Inc.

DO SAY THAT THIS ANNUAL UTILITY PROPERTY TAX AND SALES TAX REPORT TO THE ARIZONA CORPORATION COMMISSION.

FOR THE YEAR ENDING: 12/31/20

HAS BEEN PREPARED UNDER MY DIRECTION, FROM THE ORIGINAL BOOKS, PAPERS AND RECORDS OF SAID UTILITY; THAT I HAVE CAREFULLY EXAMINED THE SAME, AND DECLARE THE SAME TO BE A COMPLETE AND CORRECT STATEMENT OF BUSINESS AND AFFAIRS OF SAID UTILITY FOR THE PERIOD COVERED BY THIS REPORT IN RESPECT TO EACH AND EVERY MATTER AND THING SET FORTH, TO THE BEST OF MY KNOWLEDGE, INFORMATION AND BELIEF.

Sworn Statement: IN ACCORDANCE WITH THE REQUIREMENTS OF TITLE 40, ARTICLE 8, SECTION 40-401, ARIZONA REVISED STATUTES, IT IS HEREIN REPORTED THAT THE GROSS OPERATING REVENUE OF SAID UTILITY DERIVED FROM ARIZONA INTRASTATE UTILITY OPERATIONS RECEIVED FROM RESIDENTIAL CUSTOMERS DURING THE CALENDAR YEAR WAS:

Arizona Intrastate Gross Operating Revenues Only (\$)

\$47,985
 (The amount in the box above includes
\$3,001 in sales taxes
 billed or collected)

Linda Deere

signature of owner/official

928-344-4222

telephone no.

RECEIVED
 UTILITIES DIVISION
 2021 MAR 24 P 1:34
 ARIZONA CORPORATION
 COMMISSION

SUBSCRIBED AND SWORN TO BEFORE ME A NOTARY PUBLIC
 IN AND FOR THE COUNTY Yuma

(county name)

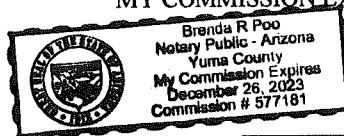
THIS 23rd

DAY OF March 2021

(month) and (year)

MY COMMISSION EXPIRES 12/26/2023

(date)



Brenda R. Poo

(signature of notary public)

Gadsden Water Company, Inc.
Annual Report
Full Gross-up Method for Income Tax Statement of Certification
12/31/20

Full Gross-up Method for Income Tax Statement of Certification

Verification:

State of Arizona I, the undersigned of the
(state name)

County of (county name): Yuma
Name (owner or official) title: Linda Deere, Secretary
Company name: Gadsden Water Company, Inc.

FOR THE YEAR ENDING: 12/31/20

Sworn Statement:

IN ACCORDANCE WITH THE REQUIREMENTS OF DECISION NO. 77084, BECAUSE THE UTILITY REQUIRES THE GROSS UP OF ADVANCES AND CONTRIBUTIONS, I HEREBY STATE THAT THE UTILITY HAS NOT INCURRED NOR IS EXPECTED TO INCUR A NET INCREASE IN CURRENT INCOME TAX EXPENSE OR A DECREASE IN DEFERRED TAX ASSET FOR A CARRY FORWARD ACCORDING TO GAAP IN AN AMOUNT EQUAL TO OR GREATER THAN THE AMOUNT OF THE REQUIRED GROSS UP PAID BY DEVELOPERS IN THE PERIOD COVERED BY THIS ANNUAL REPORT.

Linda Deere

signature of owner/official

928-344-4222

telephone no.

RECEIVED
UTILITIES DIVISION
2021 MAR 24 P 1:34
ARIZONA CORPORATION
COMMISSION

SUBSCRIBED AND SWORN TO BEFORE ME A NOTARY PUBLIC
IN AND FOR THE COUNTY Yuma

(county name)

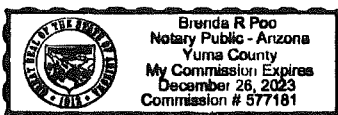
THIS 23rd

DAY OF March 2021

(month) and (year)

MY COMMISSION EXPIRES 12/24/2023

(date)



Brenda R. Poo

(signature of notary public)