

**ANNUAL REPORT**

Of

Company Name: Global Water - Picacho Cove Water Company, Inc.

c/o Global Water Resources, Inc.

Mailing Address: 21410 N. 19th Ave., Ste. 220

Phoenix AZ

85027

Docket No.: W-20495A

For the Year Ended: 12/31/21

**RECEIVED  
BY EMAIL**

**4/15/2022, 9:08 PM**

**ARIZONA CORPORATION COMMISSION  
UTILITIES DIVISION**

**WATER UTILITY**

To

Arizona Corporation Commission

**Due on April 15th**

Email: Util-Compliance@azcc.gov, mail or deliver the completed Annual Report to:

Arizona Corporation Commission

Compliance Section - Utilities Division

1200 West Washington Street

Phoenix, Arizona 85007

Application Type: Original Filing

Application Date: 4/14/2022

ARIZONA CORPORATION COMMISSION  
WATER UTILITY ANNUAL REPORT  
Global Water - Picacho Cove Water Company, Inc.  
A Class  Utility

For the Calendar Year Ended: 12/31/21

Primary Address:   
City:  State:  Zip Code:

Telephone Number:

Date of Original Organization of Utility:

Person to whom correspondence should be addressed concerning this report:

Name:   
Telephone No. :   
Address:   
City:  State:  Zip Code:   
Email:

**Regulatory Contact**

Name:   
Telephone No. :   
Address:   
City:  State:  Zip Code:   
Email:

**On-Site Manager**

Name:   
Telephone No. :   
Address:   
City:  State:  Zip Code:   
Email:

**Attorney**

Name:   
Telephone No. :   
Address:   
City:  State:  Zip Code:   
Email:

**Statutory Agent**

Name:   
Telephone No. :   
Address:   
City:  State:  Zip Code:   
Email:

Ownership:

Counties Served:

|  |
|--|
| <b>Important changes during the year</b> |
|--|

|    |   |
|----|---|
| No | For those companies not subject to the affiliated interest rules, has there been a change in ownership or direct control during the year? |
|    | If yes, please provide specific details in the box below.   |
|    | No change in ownership or direct control.   |

|    |   |
|----|---|
| No | Has the company been notified by any other regulatory authorities during the year, that they are out of compliance? |
|    | If yes, please provide specific details in the box below.   |
|    | No notification by any other regulatory authorities during the year that the company is out of compliance.          |

| Utility Plant in Service (Water) |  |                              |                        |                          |                        |                          |                   |
|----------------------------------|--|------------------------------|------------------------|--------------------------|------------------------|--------------------------|-------------------|
| Account No.                      | Description                            | Beginning Year Original Cost | Current Year Additions | Current Year Retirements | Adjusted Original Cost | Accumulated Depreciation | OCLD (OC less AD) |
| 301                              | Organization                           | \$0                          | \$55,398               | \$0                      | \$55,398               | \$0                      | \$55,398          |
| 302                              | Franchises                             | -                            | -                      | -                        | 0                      | -                        | 0                 |
| 303                              | Land and Land Rights                   | -                            | -                      | -                        | 0                      | -                        | 0                 |
| 304                              | Structures and Improvements            | -                            | -                      | -                        | 0                      | -                        | 0                 |
| 305                              | Collecting & Improving Reservoirs      | -                            | -                      | -                        | 0                      | -                        | 0                 |
| 306                              | Lake, River, Canal Intakes             | -                            | -                      | -                        | 0                      | -                        | 0                 |
| 307                              | Wells and Springs                      | -                            | -                      | -                        | 0                      | -                        | 0                 |
| 308                              | Infiltration Galleries                 | -                            | -                      | -                        | 0                      | -                        | 0                 |
| 309                              | Supply Mains                           | -                            | -                      | -                        | 0                      | -                        | 0                 |
| 310                              | Power Generation Equipment             | -                            | -                      | -                        | 0                      | -                        | 0                 |
| 311                              | Pumping Equipment                      | -                            | -                      | -                        | 0                      | -                        | 0                 |
| 320                              | Water Treatment Equipment              | -                            | -                      | -                        | 0                      | -                        | 0                 |
| 320.1                            | Water Treatment Plants                 | -                            | -                      | -                        | 0                      | -                        | 0                 |
| 320.2                            | Solution Chemical Feeders              | -                            | -                      | -                        | 0                      | -                        | 0                 |
| 320.3                            | Point-of-Use Treatment Devices         | -                            | -                      | -                        | 0                      | -                        | 0                 |
| 330                              | Distribution Reservoirs and Standpipes | -                            | -                      | -                        | 0                      | -                        | 0                 |
| 330.1                            | Storage Tanks                          | -                            | -                      | -                        | 0                      | -                        | 0                 |
| 330.2                            | Pressure Tanks                         | -                            | -                      | -                        | 0                      | -                        | 0                 |
| 331                              | Transmission and Distribution Mains    | -                            | -                      | -                        | 0                      | -                        | 0                 |
| 333                              | Services                               | -                            | -                      | -                        | 0                      | -                        | 0                 |
| 334                              | Meters and Meter Installations         | -                            | -                      | -                        | 0                      | -                        | 0                 |
| 335                              | Hydrants                               | -                            | -                      | -                        | 0                      | -                        | 0                 |
| 336                              | Backflow Prevention Devices            | -                            | -                      | -                        | 0                      | -                        | 0                 |
| 339                              | Other Plant and Misc. Equipment        | -                            | 1                      | -                        | 1                      | 0                        | 1                 |
| 340                              | Office Furniture and Equipment         | -                            | 8                      | -                        | 8                      | 1                        | 6                 |
| 340.1                            | Computer & Software                    | -                            | 103                    | -                        | 103                    | 26                       | 77                |
| 341                              | Transportation Equipment               | -                            | -                      | -                        | 0                      | 0                        | 0                 |
| 342                              | Stores Equipment                       | -                            | -                      | -                        | 0                      | -                        | 0                 |
| 343                              | Tools, Shop and Garage Equipment       | -                            | -                      | -                        | 0                      | -                        | 0                 |
| 344                              | Laboratory Equipment                   | -                            | -                      | -                        | 0                      | -                        | 0                 |
| 345                              | Power Operated Equipment               | -                            | -                      | -                        | 0                      | -                        | 0                 |
| 346                              | Communication Equipment                | -                            | -                      | -                        | 0                      | -                        | 0                 |
| 347                              | Miscellaneous Equipment                | -                            | -                      | -                        | 0                      | -                        | 0                 |
| 348                              | Other Tangible Plant                   | -                            | -                      | -                        | 0                      | -                        | 0                 |
|                                  | <b>Totals</b>                          | <b>\$0</b>                   | <b>\$55,510</b>        | <b>\$0</b>               | <b>\$55,510</b>        | <b>\$28</b>              | <b>\$55,483</b>   |

Global Water - Picacho Cove Water Company, Inc.  
Annual Report  
Depreciation Expense for the Current Year (Water)  
12/31/21

| Depreciation Expense for the Current Year (Water) |  |                              |                        |                          |                        |   |                   |                          |                      |
|---|--|------------------------------|------------------------|--------------------------|------------------------|---|-------------------|--------------------------|----------------------|
| Account No.                                       | Description                            | Beginning Year Original Cost | Current Year Additions | Current Year Retirements | Adjusted Original Cost | Fully Depreciated/Non-depreciable Plant | Depreciable Plant | Depreciation Percentages | Depreciation Expense |
| 301   | Organization                           | \$0                          | \$55,398               | \$0                      | \$55,398               | \$0                                     | \$55,398          | 0.00%                    | \$0                  |
| 302   | Franchises                             | 0                            | 0                      | 0                        | 0                      | -                                       | 0                 | 0.00%                    | 0                    |
| 303   | Land and Land Rights                   | 0                            | 0                      | 0                        | 0                      | -                                       | 0                 | 0.00%                    | 0                    |
| 304   | Structures and Improvements            | 0                            | 0                      | 0                        | 0                      | -                                       | 0                 | 0.00%                    | 0                    |
| 305   | Collecting & Improving Reservoirs      | 0                            | 0                      | 0                        | 0                      | -                                       | 0                 | 0.00%                    | 0                    |
| 306   | Lake, River, Canal Intakes             | 0                            | 0                      | 0                        | 0                      | -                                       | 0                 | 0.00%                    | 0                    |
| 307   | Wells and Springs                      | 0                            | 0                      | 0                        | 0                      | -                                       | 0                 | 0.00%                    | 0                    |
| 308   | Infiltration Galleries                 | 0                            | 0                      | 0                        | 0                      | -                                       | 0                 | 0.00%                    | 0                    |
| 309   | Supply Mains                           | 0                            | 0                      | 0                        | 0                      | -                                       | 0                 | 0.00%                    | 0                    |
| 310   | Power Generation Equipment             | 0                            | 0                      | 0                        | 0                      | -                                       | 0                 | 0.00%                    | 0                    |
| 311   | Pumping Equipment                      | 0                            | 0                      | 0                        | 0                      | -                                       | 0                 | 0.00%                    | 0                    |
| 320   | Water Treatment Equipment              | 0                            | 0                      | 0                        | 0                      | -                                       | 0                 | 0.00%                    | 0                    |
| 320.1   | Water Treatment Plants                 | 0                            | 0                      | 0                        | 0                      | -                                       | 0                 | 0.00%                    | 0                    |
| 320.2   | Solution Chemical Feeders              | 0                            | 0                      | 0                        | 0                      | -                                       | 0                 | 0.00%                    | 0                    |
| 320.3   | Point-of-Use Treatment Devices         | 0                            | 0                      | 0                        | 0                      | -                                       | 0                 | 0.00%                    | 0                    |
| 330   | Distribution Reservoirs and Standpipes | 0                            | 0                      | 0                        | 0                      | -                                       | 0                 | 0.00%                    | 0                    |
| 330.1   | Storage Tanks                          | 0                            | 0                      | 0                        | 0                      | -                                       | 0                 | 0.00%                    | 0                    |
| 330.2   | Pressure Tanks                         | 0                            | 0                      | 0                        | 0                      | -                                       | 0                 | 0.00%                    | 0                    |
| 331   | Transmission and Distribution Mains    | 0                            | 0                      | 0                        | 0                      | -                                       | 0                 | 0.00%                    | 0                    |
| 333   | Services                               | 0                            | 0                      | 0                        | 0                      | -                                       | 0                 | 0.00%                    | 0                    |
| 334   | Meters and Meter Installations         | 0                            | 0                      | 0                        | 0                      | -                                       | 0                 | 0.00%                    | 0                    |
| 335   | Hydrants                               | 0                            | 0                      | 0                        | 0                      | -                                       | 0                 | 0.00%                    | 0                    |
| 336   | Backflow Prevention Devices            | 0                            | 0                      | 0                        | 0                      | -                                       | 0                 | 0.00%                    | 0                    |
| 339   | Other Plant and Misc. Equipment        | 0                            | 1                      | 0                        | 1                      | -                                       | 1                 | 6.67%                    | 0                    |
| 340   | Office Furniture and Equipment         | 0                            | 8                      | 0                        | 8                      | -                                       | 8                 | 36.18%                   | 1                    |
| 340.1   | Computer & Software                    | 0                            | 103                    | 0                        | 103                    | -                                       | 103               | 51.36%                   | 26                   |
| 341   | Transportation Equipment               | 0                            | 0                      | 0                        | 0                      | -                                       | 0                 | 0.00%                    | 0                    |
| 342   | Stores Equipment                       | 0                            | 0                      | 0                        | 0                      | -                                       | 0                 | 0.00%                    | 0                    |
| 343   | Tools, Shop and Garage Equipment       | 0                            | 0                      | 0                        | 0                      | -                                       | 0                 | 0.00%                    | 0                    |
| 344   | Laboratory Equipment                   | 0                            | 0                      | 0                        | 0                      | -                                       | 0                 | 0.00%                    | 0                    |
| 345   | Power Operated Equipment               | 0                            | 0                      | 0                        | 0                      | -                                       | 0                 | 0.00%                    | 0                    |
| 346   | Communication Equipment                | 0                            | 0                      | 0                        | 0                      | -                                       | 0                 | 0.00%                    | 0                    |
| 347   | Miscellaneous Equipment                | 0                            | 0                      | 0                        | 0                      | -                                       | 0                 | 0.00%                    | 0                    |
| 348   | Other Tangible Plant                   | 0                            | 0                      | 0                        | 0                      | -                                       | 0                 | 0.00%                    | 0                    |
|   | <b>Subtotal</b>                        | \$0                          | \$55,510               | \$0                      | \$55,510               | \$0                                     | \$55,510          |                          | \$28                 |

Contribution(s) in Aid of Construction (Gross) \$0  
Less: Non Amortizable Contribution(s) 0  
Fully Amortized Contribution(s) 0  
Amortizable Contribution(s) \$0  
Times: Proposed Amortization Rate 0.00%  
Amortization of CIAC \$0

Less: Amortization of CIAC

DEPRECIATION EXPENSE

Global Water - Picacho Cove Water Company, Inc.  
Annual Report  
Balance Sheet Assets  
12/31/21

| <b>Balance Sheet Assets</b> |  |  |                                      |
|-----------------------------|--|--|--------------------------------------|
|                             | <b>Assets</b>                                    | <b>Balance at Beginning of Year (2021)</b> | <b>Balance at End of Year (2021)</b> |
| <b>Account No.</b>          | <b>Current and Accrued Assets</b>                |  |                                      |
| 131                         | Cash   | \$0  | \$0                                  |
| 132                         | Special Deposits                                 | \$0  | \$0                                  |
| 133                         | Other Special Deposits                           | \$0  | (\$5)                                |
| 134                         | Working Funds                                    | \$0  | \$0                                  |
| 135                         | Temporary Cash Investments                       | \$0  | \$0                                  |
| 141                         | Customer Accounts Receivable                     | \$0  | \$18,912                             |
| 142                         | Other Accounts Receivable                        | \$0  | \$0                                  |
| 143                         | Accumulated Provision for Uncollectable Accounts | \$0  | (\$93)                               |
| 146                         | Notes Receivable from Associated Companies       | \$0  | \$0                                  |
| 151                         | Plant Material and Supplies                      | \$0  | \$0                                  |
| 162                         | Prepayments                                      | \$0  | \$0                                  |
| 173                         | Accrued Utility Revenue                          | \$0  | \$291                                |
| 174                         | Miscellaneous Current and Accrued Assets         | \$0  | \$0                                  |
|                             | <b>Total Current and Accrued Assets</b>          | <b>\$0</b>                                 | <b>\$19,105</b>                      |
|                             | <b>Deferred Debits</b>                           |  |                                      |
| 186.1                       | Deferred Rate Case Expense                       | \$0  | \$0                                  |
| 190                         | Accumulated Deferred Income Taxes                | \$8,880                                    | \$9,066                              |
|                             | <b>Total Deferred Debits</b>                     | <b>\$8,880</b>                             | <b>\$9,066</b>                       |
| <b>Account No.</b>          | <b>Fixed Assets</b>                              |  |                                      |
| 101                         | Utility Plant in Service*                        | \$0  | \$55,510                             |
| 103                         | Property Held for Future Use                     | \$0  | \$0                                  |
| 105                         | Construction Work in Progress                    | \$213,675                                  | \$3,393,237                          |
| 108                         | Accumulated Depreciation (enter as negative)*    | 0  | (28)                                 |
| 121                         | Non-Utility Property                             | \$0  | \$0                                  |
| 122                         | Accumulated Depreciation - Non Utility           | \$0  | \$0                                  |
|                             | <b>Total Fixed Assets</b>                        | <b>\$213,675</b>                           | <b>\$3,448,720</b>                   |
|                             | <b>Other Fixed Assets</b>                        |  |                                      |
| 114                         | Utility Plant Acquisition Adjustments            | \$0  | \$0                                  |
|                             | <b>Total Other Fixed Assets</b>                  | <b>\$0</b>                                 | <b>\$0</b>                           |
|                             | <b>Total Assets</b>                              | <b>\$222,555</b>                           | <b>\$3,476,890</b>                   |

\*Note these items feed automatically from AR3 UPIS Page 4

Global Water - Picacho Cove Water Company, Inc.  
Annual Report  
Balance Sheet Liabilities and Owners Equity

| <b>Balance Sheet Liabilities and Owners Equity</b> |   |  |  |                                  |
|--|---|--|--|----------------------------------|
|  | <b>Liabilities</b>                                |  | Balance at Beginning<br>of Year (2021) | Balance at End of<br>Year (2021) |
| <b>Account No.</b>                                 | <b>Current Liabilities</b>                        |  |  |                                  |
| 231  | Accounts Payable                                  |  | \$3,400                                | \$31,225                         |
| 232  | Notes Payable (Current Portion)                   |  | \$0                                    | \$0                              |
| 234  | Notes Payable to Associated Companies             |  | \$0                                    | \$0                              |
| 235  | Customer Deposits                                 |  | \$0                                    | \$0                              |
| 236  | Accrued Taxes, Income Taxes                       |  | \$0                                    | \$991                            |
| 237  | Accrued Interest                                  |  | \$0                                    | \$0                              |
| 241  | Miscellaneous Current and Accrued Liabilities     |  | \$0                                    | \$25,279                         |
| 242  | Miscellaneous Current and Accrued Liabilities     |  | \$0                                    | \$0                              |
|  | <b>Total Current Liabilities</b>                  |  | <b>\$3,400</b>                         | <b>\$57,495</b>                  |
|  | <b>Long Term Debt</b>                             |  |  |                                  |
| 224  | Long Term Debt (Notes and Bonds)                  |  | \$0                                    | \$0                              |
|  | <b>Deferred Credits</b>                           |  |  |                                  |
| 251  | Unamortized Premium on Debt                       |  | \$0                                    | \$0                              |
| 252  | Advances in Aid of Construction                   |  | \$0                                    | \$5,555                          |
| 253  | Other Deferred Credits                            |  | \$0                                    | \$0                              |
| 255  | Accumulated Deferred Investment Tax Credits       |  | \$0                                    | \$0                              |
| 271  | Contributions in Aid of Construction              |  | \$0                                    | \$1,554,681                      |
| 272  | Less: Amortization of Contributions               |  | \$0                                    | \$0                              |
| 281  | Accumulated Deferred Income Tax                   |  | \$0                                    | \$0                              |
|  | <b>Total Deferred Credits</b>                     |  | <b>\$0</b>                             | <b>\$1,560,236</b>               |
|  | <b>Total Liabilites</b>                           |  | <b>\$3,400</b>                         | <b>\$1,617,731</b>               |
|  | <b>Capital Accounts</b>                           |  |  |                                  |
| 201  | Common Stock Issued                               |  | \$10                                   | \$10                             |
| 211  | Other Paid-In Capital                             |  | \$247,079                              | \$1,901,887                      |
| 215  | Retained Earnings                                 |  | (\$27,933)                             | (\$42,738)                       |
| 218  | Proprietary Capital (Sole Props and Partnerships) |  | \$0                                    | -                                |
|  | <b>Total Capital</b>                              |  | <b>\$219,155</b>                       | <b>\$1,859,159</b>               |
|  | <b>Total Liabilities and Capital</b>              |  | <b>\$222,555</b>                       | <b>\$3,476,890</b>               |

**Note: Total liabilities and Capital must match total assets for the beginning and end of the year!**

Global Water - Picacho Cove Water Company, Inc.  
Annual Report  
Water Comparative Income Statement  
12/31/21

| Water Comparative Income Statement |  |   |                                      |
|------------------------------------|--|---|--------------------------------------|
| Account No.                        | Calendar Year                            | Current Year<br>01/01/2021 - 12/31/2021 | Last Year<br>01/01/2020 - 12/31/2020 |
|                                    | <b>Operating Revenue</b>                 |   |                                      |
| 461                                | Metered Water Revenue                    | \$ 9,856                                | \$ -                                 |
| 460                                | Unmetered Water Revenue                  | \$ -                                    | \$ -                                 |
| 462                                | Fire Protection Revenue                  | \$ -                                    | \$ -                                 |
| 469                                | Guaranteed Revenues (Surcharges)         | \$ -                                    | \$ -                                 |
| 471                                | Miscellaneous Service Revenues           | \$ -                                    | \$ -                                 |
| 474                                | Other Water Revenue                      | \$ 62                                   | \$ -                                 |
|                                    | <b>Total Revenues</b>                    | <b>\$9,918</b>                          | <b>\$0</b>                           |
|                                    | <b>Operating Expenses</b>                |   |                                      |
| 601                                | Salaries and Wages                       | \$ 427                                  | \$ -                                 |
| 604                                | Employee Pensions and Benefits           | \$ 105                                  | \$ -                                 |
| 610                                | Purchased Water                          | \$ -                                    | \$ -                                 |
| 615                                | Purchased Power                          | \$ 1,128                                | \$ -                                 |
| 616                                | Fuel for Power Production                | \$ -                                    | \$ -                                 |
| 618                                | Chemicals                                | \$ 31                                   | \$ -                                 |
| 620                                | Materials and Supplies                   | \$ 2,090                                | \$ -                                 |
| 620.1                              | Repairs and Maintenance                  | \$ 3,931                                | \$ -                                 |
| 620.2                              | Office Supplies and Expense              | \$ 38                                   | \$ -                                 |
| 630                                | Contractual Services                     | \$ -                                    | \$ -                                 |
| 631                                | Contractual Services - Engineering       | \$ -                                    | \$ -                                 |
| 632                                | Contractual Services - Accounting        | \$ 54                                   | \$ -                                 |
| 633                                | Contractual Services - Legal             | \$ 13,585                               | \$ -                                 |
| 634                                | Contractual Services - Management Fees   | \$ -                                    | \$ -                                 |
| 635                                | Contractual Services - Water Testing     | \$ 316                                  | \$ -                                 |
| 636                                | Contractual Services - Other             | \$ 481                                  | \$ -                                 |
| 640                                | Rents                                    | \$ -                                    | \$ -                                 |
| 641                                | Rental of Building/Real Property         | \$ 14                                   | \$ -                                 |
| 642                                | Rental of Equipment                      | \$ -                                    | \$ -                                 |
| 650                                | Transportation Expenses                  | \$ 1,422                                | \$ -                                 |
| 656                                | Insurance - Vehicles                     | \$ -                                    | \$ -                                 |
| 657                                | Insurance - General Liability            | \$ 34                                   | \$ -                                 |
| 658                                | Insurance - Worker's Comp                | \$ 4                                    | \$ -                                 |
| 657.1                              | Insurance - Health and Life              | \$ -                                    | \$ -                                 |
| 660                                | Advertising                              | \$ 2                                    | \$ -                                 |
| 665                                | Regulatory Commission Expense - Rate     | \$ -                                    | \$ -                                 |
| 667                                | Regulatory Commission Expense - Other    | \$ -                                    | \$ -                                 |
| 670                                | Bad Debt Expense                         | \$ 93                                   | \$ -                                 |
| 675                                | Miscellaneous Expense                    | \$ 5,805                                | \$ 86                                |
| 403                                | Depreciation Expense (From Schedule AR4) | 28                                      | \$ -                                 |
| 408                                | Taxes Other Than Income                  | \$ 8                                    | \$ -                                 |
| 408.11                             | Property Taxes                           | \$ -                                    | \$ -                                 |
| 408.12                             | Payroll Taxes                            | \$ 22                                   | \$ -                                 |
| 409                                | Income Taxes                             | \$ (4,918)                              | \$ (11)                              |
| 427.1                              | Customer Security Deposit Interest       | \$ -                                    | \$ -                                 |
|                                    | <b>Total Operating Expenses</b>          | <b>\$24,700</b>                         | <b>\$75</b>                          |
|                                    | <b>Operating Income / (Loss)</b>         | <b>(\$14,782)</b>                       | <b>(\$75)</b>                        |
|                                    | <b>Other Income / (Expense)</b>          |   |                                      |
| 414                                | Gain/Loss on Dispositions                | \$ -                                    | \$ -                                 |
| 419                                | Interest and Dividend Income             | \$ -                                    | \$ -                                 |
| 421                                | Non-Utility Income                       | \$ -                                    | \$ -                                 |
| 426                                | Miscellaneous Non-Utility (Expense)      | \$ (22)                                 | \$ -                                 |
| 427                                | Interest (Expense)                       | \$ (1)                                  | \$ -                                 |
|                                    | <b>Total Other Income / (Expense)</b>    | <b>(\$23)</b>                           | <b>\$0</b>                           |
|                                    | <b>Net Income / (Loss)</b>               | <b>(\$14,805)</b>                       | <b>(\$75)</b>                        |



Global Water - Picacho Cove Water Company, Inc.  
 Annual Report  
 Full time equivalent employees  
 12/31/21

**Full time equivalent employees**

|                      | Direct Company | Allocated | Outside service | Total |
|----------------------|----------------|-----------|-----------------|-------|
| President            | 0.0            | 0.0       | 0.0             | 0.0   |
| Vice-president       | 0.0            | 0.0       | 0.0             | 0.0   |
| Manager              | 0.0            | 0.0       | 0.0             | 0.0   |
| Engineering Staff    | 0.0            | 0.0       | 0.0             | 0.0   |
| System Operator(s)   | 0.0            | 0.0       | 0.0             | 0.0   |
| Meter reader         | 0.0            | 0.0       | 0.0             | 0.0   |
| Customer Service     | 0.0            | 0.0       | 0.0             | 0.0   |
| Accounting           | 0.0            | 0.0       | 0.0             | 0.0   |
| Business Office      | 0.0            | 0.0       | 0.0             | 0.0   |
| Rates Department     | 0.0            | 0.0       | 0.0             | 0.0   |
| Administrative Staff | 0.0            | 0.0       | 0.0             | 0.0   |
| Other                | 0.0            | 0.0       | 0.0             | 0.0   |
| <b>Total</b>         | 0.0            | 0.0       | 0.0             | 0.0   |

Global Water - Picacho Cove Water Company, Inc.  
 Annual Report  
 Supplemental Financial Data (Long-Term Debt)  
 12/31/21

| Supplemental Financial Data (Long-Term Debt) |         |         |         |         |
|--|---------|---------|---------|---------|
|  | Loan #1 | Loan #2 | Loan #3 | Loan #4 |
| Date Issued                                  | N/A     | N/A     | N/A     | N/A     |
| Source of Loan                               | N/A     | N/A     | N/A     | N/A     |
| ACC Decision No.                             | N/A     | N/A     | N/A     | N/A     |
| Reason for Loan                              | N/A     | N/A     | N/A     | N/A     |
| Dollar Amt. Issued                           | N/A     | N/A     | N/A     | N/A     |
| Amount Outstanding                           | N/A     | N/A     | N/A     | N/A     |
| Date of Maturity                             | N/A     | N/A     | N/A     | N/A     |
| Interest Rate                                | N/A     | N/A     | N/A     | N/A     |
| Current Year Interest                        | N/A     | N/A     | N/A     | N/A     |
| Current Year Principal                       | N/A     | N/A     | N/A     | N/A     |

|   |     |
|---|-----|
| Meter Deposit Balance at Test Year End: | \$0 |
|---|-----|

|   |     |
|---|-----|
| Meter Deposits Refunded During the Test Year: | \$0 |
|---|-----|

**List all bonds, notes, loans, and other types of indebtedness in which the proceeds were used in the provision of public utility service. Indebtedness incurred for personal uses by the owner of the utility should not be listed. Input 0 or none if there is nothing to report for that cell.**





|  |
|--|
| <b>Water Utility Plant Description (Continued)</b> |
|--|

For the following three items, list the utility owned assets in each category for each system.

|                             |  |
|-----------------------------|--|
| <b>TREATMENT EQUIPMENT:</b> | Chlorine injection system  |
| <b>STRUCTURES:</b>          | Block wall around WDC, 2 - 15,000 gallon Poly Storage Tanks, 3 - Booster pumps, 1 - steel pressure tank, 1 - 80kW Generator, 1- 792 kW generator and a SCADA System. |
| <b>OTHER:</b>               | NA   |

**Provide a calculation used to determine the value of one water equivalent residential connection (ERC).**

Use one of the following methods:

- (a) If actual flow data are available from the preceding 12 months, divide the total annual single family residence (SFR) gallons sold by the average number of single family residence customers for the same period and divide the result by 365
- (b) If no historical flow data are available, use:  
 $ERC = ( \text{Total SFR gallons sold (Omit 000)} / 365 \text{ days} / 350 \text{ gallons per day} )$

ERC 

|     |
|-----|
| 364 |
|-----|

  
 Method used: 

|     |
|-----|
| (a) |
|-----|

| Customer and Other Information   |   |
|----------------------------------|---|
| Name of the System:              | GLOBAL WATER - PICACHO COVE WATER COMPANY, INC. |
| ADEQ Public Water System Number: | AZ0411747                                       |
| ADWR PCC Number:                 | 0   |

| Month     | Number of Customers |              |            |                 |                       |
|-----------|---------------------|--------------|------------|-----------------|-----------------------|
|           | Single-Family       | Multi-Family | Commercial | Turf/Irrigation | Other Non-Residential |
| January   | 0                   | 0            | 0          | 0               | 0                     |
| February  | 0                   | 0            | 0          | 0               | 0                     |
| March     | 0                   | 0            | 0          | 0               | 0                     |
| April     | 0                   | 0            | 0          | 0               | 0                     |
| May       | 0                   | 0            | 0          | 0               | 0                     |
| June      | 0                   | 0            | 0          | 0               | 0                     |
| July      | 0                   | 0            | 0          | 2               | 0                     |
| August    | 0                   | 0            | 0          | 2               | 0                     |
| September | 0                   | 0            | 0          | 2               | 0                     |
| October   | 0                   | 0            | 0          | 2               | 0                     |
| November  | 0                   | 0            | 0          | 2               | 0                     |
| December  | 0                   | 0            | 0          | 2               | 0                     |

If the system has fire hydrants, what is the fire flow requirements?  GPM for  hrs.

Does the system have chlorination treatment?

Does the Company have an ADWR Gallons Per Capita Per Day (GCPCPD) requirement?   
 If yes, provide the GCPCPD amount:

Is the Water Utility located in an ADWR Active Management Area (AMA)?   
 If yes, which AMA?

What is the present system connection capacity (in ERCs \*) using existing lines?

What is the future system connection capacity (in ERCs \*) upon service area buildout?

Describe any plans and estimated completion dates for any enlargements or improvements of this system.

This system currently supplies potable water and fire suppression water to Nikola Motor Company only. Nikola is an Industrial User; the ERC calculations reflect this single user. In addition, the system currently hauls water from another Global Water System, Global Water - Red Rock Utilities PWS 11-160. A well has been rehabbed, ADWR 55-621956, and a treatment system is being evaluated to obtain an ATC and AOC for the PWS. The well and treatment system are estimated to be online in Dec 2022. The present and future system ERC connection capacity reflects this detail.

\* an ERC is based on the calculation on the bottom of AR9 page 12.

Global Water - Picacho Cove Water Company, Inc.  
 Annual Report  
 Utility Shutoffs / Disconnects  
 12/31/21

| Utility Shutoffs / Disconnects   |   |
|----------------------------------|---|
| Name of the System:              | GLOBAL WATER - PICACHO COVE WATER COMPANY, INC. |
| ADEQ Public Water System Number: | AZ0411747                                       |
| ADWR PCC Number:                 | 0   |

| Month        | Termination without Notice R14-2-410.B | Termination with Notice R14-2-410.C | Other    |
|--------------|--|-------------------------------------|----------|
| January      | 0                                      | 0                                   | 0        |
| February     | 0                                      | 0                                   | 0        |
| March        | 0                                      | 0                                   | 0        |
| April        | 0                                      | 0                                   | 0        |
| May          | 0                                      | 0                                   | 0        |
| June         | 0                                      | 0                                   | 0        |
| July         | 0                                      | 0                                   | 0        |
| August       | 0                                      | 0                                   | 0        |
| September    | 0                                      | 0                                   | 0        |
| October      | 0                                      | 0                                   | 0        |
| November     | 0                                      | 0                                   | 0        |
| December     | 0                                      | 0                                   | 0        |
| <b>Total</b> | <b>0</b>                               | <b>0</b>                            | <b>0</b> |

Other (description):

|    |
|----|
| NA |
|----|

**Instructions:** Fill out the Grey Cells with the relevent information. Input 0 or none if there is nothing recorded in that account or there is no applicable information to report.

| <b>Property Taxes</b> |  |
|-----------------------|--|
|-----------------------|--|

|  |     |
|--|-----|
| Amount of actual property taxes paid during Calendar Year 2021 was | \$0 |
|--|-----|

|   |
|---|
| If no property taxes paid, explain why.<br>Utility does not own property. |
|---|

|   |
|---|
| <b>Instructions:</b> Fill out the Grey Cells with the relevant information. Input 0 or none if there is nothing recorded in that account or there is no applicable information to report. |
|---|



Verification and Sworn Statement (Taxes)

Verification: State of Arizona I, the undersigned of the  
(state name)

County of (county name): Maricopa  
Name (owner or official) title: Christopher D. Krygier  
Company name: Global Water - Picacho Cove Water Company, Inc.

DO SAY THAT THIS ANNUAL UTILITY PROPERTY TAX AND SALES TAX REPORT TO THE ARIZONA CORPORATION COMMISSION.

FOR THE YEAR ENDING: 12/31/21

HAS BEEN PREPARED UNDER MY DIRECTION, FROM THE ORIGINAL BOOKS, PAPERS AND RECORDS OF SAID UTILITY; THAT I HAVE CAREFULLY EXAMINED THE SAME, AND DECLARE THE SAME TO BE A COMPLETE AND CORRECT STATEMENT OF BUSINESS AND AFFAIRS OF SAID UTILITY FOR THE PERIOD COVERED BY THIS REPORT IN RESPECT TO EACH AND EVERY MATTER AND THING SET FORTH, TO THE BEST OF MY KNOWLEDGE, INFORMATION AND BELIEF.

Sworn Statement: I HEREBY ATTEST THAT ALL PROPERTY TAXES FOR SAID COMPANY ARE CURRENT AND PAID IN FULL.

I HEREBY ATTEST THAT ALL SALES TAXES FOR SAID COMPANY ARE CURRENT AND PAID IN FULL.

Chris Krygier 4/19/2022  
signature of owner/official

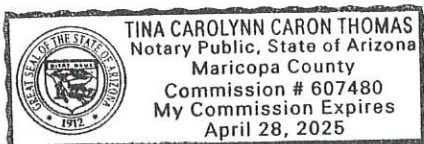
623-377-2603  
telephone no.

SUBSCRIBED AND SWORN TO BEFORE ME A NOTARY PUBLIC  
IN AND FOR THE COUNTY

THIS 14<sup>th</sup> DAY OF Maricopa  
April 2022  
(month) and (year)

MY COMMISSION EXPIRES 4/28/25  
(date)

Tina Carolyn Caron Thomas  
(signature of notary public)



**Verification and Sworn Statement**

**Verification:**

State of Arizona I, the undersigned of the  
(state name)  
County of (county name): Maricopa  
Name (owner or official) title: Christopher D. Krygier  
Company name: Global Water - Picacho Cove Water Company, Inc.

DO SAY THAT THIS ANNUAL UTILITY PROPERTY TAX AND SALES TAX REPORT TO THE ARIZONA CORPORATION COMMISSION.

FOR THE YEAR ENDING: 12/31/21

HAS BEEN PREPARED UNDER MY DIRECTION, FROM THE ORIGINAL BOOKS, PAPERS AND RECORDS OF SAID UTILITY; THAT I HAVE CAREFULLY EXAMINED THE SAME, AND DECLARE THE SAME TO BE A COMPLETE AND CORRECT STATEMENT OF BUSINESS AND AFFAIRS OF SAID UTILITY FOR THE PERIOD COVERED BY THIS REPORT IN RESPECT TO EACH AND EVERY MATTER AND THING SET FORTH, TO THE BEST OF MY KNOWLEDGE, INFORMATION AND BELIEF.

**Sworn Statement:** IN ACCORDANCE WITH THE REQUIREMENTS OF TITLE 40, ARTICLE 8, SECTION 40-401, ARIZONA REVISED STATUTES, IT IS HEREIN REPORTED THAT THE GROSS OPERATING REVENUE OF SAID UTILITY DERIVED FROM ARIZONA INTRASTATE UTILITY OPERATIONS DURING THE CALENDAR YEAR WAS:

Arizona Intrastate Gross Operating Revenues Only (\$)

\$10,910

(The amount in the box above includes

\$991 in sales taxes  
billed or collected)

Christopher D. Krygier  
signature of owner/official

623-377-2603  
telephone no.

SUBSCRIBED AND SWORN TO BEFORE ME A NOTARY PUBLIC  
IN AND FOR THE COUNTY

THIS

14<sup>th</sup>

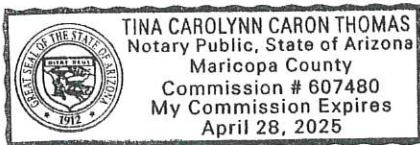
DAY OF

Maricopa  
(county name)

April 2022  
(month) and (year)

MY COMMISSION EXPIRES

(date)



Tina Carolyn Caron Thomas  
(signature of notary public)

**Verification and Sworn Statement (Residential Revenue)**

**Verification:**

State of Arizona I, the undersigned of the  
(state name)

County of (county name): Maricopa  
Name (owner or official) title: Christopher D. Krygier  
Company name: Global Water - Picacho Cove Water Company, Inc.

DO SAY THAT THIS ANNUAL UTILITY PROPERTY TAX AND SALES TAX REPORT TO THE ARIZONA CORPORATION COMMISSION.

FOR THE YEAR ENDING: 12/31/21

HAS BEEN PREPARED UNDER MY DIRECTION, FROM THE ORIGINAL BOOKS, PAPERS AND RECORDS OF SAID UTILITY; THAT I HAVE CAREFULLY EXAMINED THE SAME, AND DECLARE THE SAME TO BE A COMPLETE AND CORRECT STATEMENT OF BUSINESS AND AFFAIRS OF SAID UTILITY FOR THE PERIOD COVERED BY THIS REPORT IN RESPECT TO EACH AND EVERY MATTER AND THING SET FORTH, TO THE BEST OF MY KNOWLEDGE, INFORMATION AND BELIEF.

**Sworn Statement:** IN ACCORDANCE WITH THE REQUIREMENTS OF TITLE 40, ARTICLE 8, SECTION 40-401, ARIZONA REVISED STATUTES, IT IS HEREIN REPORTED THAT THE GROSS OPERATING REVENUE OF SAID UTILITY DERIVED FROM ARIZONA INTRASTATE UTILITY OPERATIONS RECEIVED FROM RESIDENTIAL CUSTOMERS DURING THE CALENDAR YEAR WAS:

Arizona Intrastate Gross Operating Revenues Only (\$)

\$0

(The amount in the box above includes

\$0 in sales taxes  
billed or collected)


Christopher D. Krygier 4/14/2022  
signature of owner/official

623-377-2603  
telephone no.

SUBSCRIBED AND SWORN TO BEFORE ME A NOTARY PUBLIC  
IN AND FOR THE COUNTY Maricopa  
(county name)

THIS 14<sup>th</sup> DAY OF April 2022  
(month) and (year)

MY COMMISSION EXPIRES 4/28/25  
(date)



Tina Carolynn Caron Thomas  
(signature of notary public)

Global Water - Picacho Cove Water Company, Inc.  
Annual Report  
Gross-up Sharing Method for Income Tax Statement of Certification  
12/31/21

**Gross-up Sharing Method for Income Tax Statement of Certification**

**Verification:**

State of Arizona I, the undersigned of the  
(state name)

County of (county name): Maricopa  
Name (owner or official) title: Christopher D. Krygier  
Company name: Global Water - Picacho Cove Water Company, Inc.

FOR THE YEAR ENDING: 12/31/21

**Sworn Statement:**

IN ACCORDANCE WITH THE REQUIREMENTS OF DECISION NO. 77084, BECAUSE THE UTILITY REQUIRES THE GROSS UP OF ADVANCES AND CONTRIBUTIONS, I HEREBY STATE THAT THE UTILITY HAS NOT INCURRED NOR IS EXPECTED TO INCUR A NET INCREASE IN CURRENT INCOME TAX EXPENSE OR A DECREASE IN DEFERRED TAX ASSET FOR A CARRY FORWARD ACCORDING TO GAAP IN AN AMOUNT EQUAL TO OR GREATER THAN THE AMOUNT OF THE REQUIRED GROSS UP PAID BY DEVELOPERS IN THE PERIOD COVERED BY THIS ANNUAL REPORT.

Chris Krygier 4/14/2022  
signature of owner/official  
623-377-2603  
telephone no.

SUBSCRIBED AND SWORN TO BEFORE ME A NOTARY PUBLIC  
IN AND FOR THE COUNTY Maricopa  
(county name)

THIS 14th DAY OF April 2022  
(month) and (year)

MY COMMISSION EXPIRES 4/28/25  
(date)

Tina Carolyn Caron Thomas  
(signature of notary public)

