

RECEIVED
UTILITIES DIVISION

2022 MAY 19 P 1:47

ARIZONA CORPORATION COMMISSION

ANNUAL REPORT

Of

Company Name:
PO Box 85160

Mailing Address: Tucson AZ
85754

Docket No.: W-02500A
For the Year Ended:

WATER UTILITY

To

Arizona Corporation Commission

Due on April 15th

Email: Util-Compliance@azcc.gov, mail or deliver the completed Annual Report to:
Arizona Corporation Commission
Compliance Section - Utilities Division
1200 West Washington Street
Phoenix, Arizona 85007

Application Type:
Application Date:

ARIZONA CORPORATION COMMISSION
WATER UTILITY ANNUAL REPORT
Goodman Water Company
A Class Utility

For the Calendar Year Ended: 12/31/21

Primary Address:
City: State: Zip Code:

Telephone Number:

Date of Original Organization of Utility:

Person to whom correspondence should be addressed concerning this report:

Name:
Telephone No. :
Address:
City: State: Zip Code:
Email:

Name:
Telephone No. :
Address:
City: State: Zip Code:
Email:

Name:
Telephone No. :
Address:
City: State: Zip Code:
Email:

Name:
Telephone No. :
Address:
City: State: Zip Code:
Email:

Name:
Telephone No. :
Address:
City: State: Zip Code:
Email:

Ownership:

Counties Served:

Important changes during the year
--

No	For those companies not subject to the affiliated interest rules, has there been a change in ownership or direct control during the year?
	If yes, please provide specific details in the box below.
	N/A

No	Has the company been notified by any other regulatory authorities during the year, that they are out of compliance?
	If yes, please provide specific details in the box below.
	N/A

Utility Plant in Service (Water)							
Account No.	Description	Beginning Year Original Cost	Current Year Additions	Current Year Retirements	Adjusted Original Cost	Accumulated Depreciation	OCLD (OC less AD)
301	Organization	\$0	\$0	\$0	\$0	\$0	\$0
302	Franchises	127,103	0	0	127,103	0	127,103
303	Land and Land Rights	494,159	0	0	494,159	0	494,159
304	Structures and Improvements	182,570	7,000	0	189,570	85,943	103,627
305	Collecting & Improving Reservoirs	0	0	0	0	0	0
306	Lake, River, Canal Intakes	0	0	0	0	0	0
307	Wells and Springs	428,888	10,972	0	439,860	235,922	203,938
308	Infiltration Galleries	0	0	0	0	0	0
309	Supply Mains	0	0	0	0	0	0
310	Power Generation Equipment	0	0	0	0	0	0
311	Pumping Equipment	1,067,755	136,795	0	1,204,550	1,053,049	151,501
320	Water Treatment Equipment	0	0	0	0	0	0
320.1	Water Treatment Plants	0	0	0	0	0	0
320.2	Solution Chemical Feeders	17,765	0	0	17,765	16,904	861
320.3	Point-of-Use Treatment Devices	0	0	0	0	0	0
330	Distribution Reservoirs and Standpipes	0	0	0	0	0	0
330.1	Storage Tanks	902,367	0	0	902,367	302,165	600,202
330.2	Pressure Tanks	6,230	0	0	6,230	1,402	4,828
331	Transmission and Distribution Mains	1,953,531	0	0	1,953,531	575,005	1,378,526
333	Services	410,168	0	0	410,168	201,931	208,237
334	Meters and Meter Installations	354,814	0	0	354,814	209,293	145,521
335	Hydrants	176,852	0	0	176,852	55,101	121,751
336	Backflow Prevention Devices	0	0	0	0	0	0
339	Other Plant and Misc. Equipment	187,582	0	0	187,582	187,582	0
340	Office Furniture and Equipment	0	0	0	0	0	0
340.1	Computer & Software	0	0	0	0	0	0
341	Transportation Equipment	0	0	0	0	0	0
342	Stores Equipment	0	0	0	0	0	0
343	Tools, Shop and Garage Equipment	0	0	0	0	0	0
344	Laboratory Equipment	0	0	0	0	0	0
345	Power Operated Equipment	0	0	0	0	0	0
346	Communication Equipment	79,343	0	0	79,343	34,936	44,407
347	Miscellaneous Equipment	0	0	0	0	0	0
348	Other Tangible Plant	0	0	0	0	0	0
	Totals	\$6,389,127	\$154,767	\$0	\$6,543,894	\$2,959,233	\$3,584,661

Goodman Water Company
Annual Report
Depreciation Expense for the Current Year (Water)
12/31/21

Depreciation Expense for the Current Year (Water)									
Account No.	Description	Beginning Year Original Cost	Current Year Additions	Current Year Retirements	Adjusted Original Cost	Fully Depreciated/Non-depreciable Plant	Depreciable Plant	Depreciation Percentages	Depreciation Expense
301	Organization	\$0	\$0	\$0	\$0	\$0	\$0	0.00%	\$0
302	Franchises	127,103	0	0	127,103	127,103	0	0.00%	0
303	Land and Land Rights	494,159	0	0	494,159	494,159	0	0.00%	0
304	Structures and Improvements	182,570	7,000	0	189,570	0	189,570	3.33%	6,196
305	Collecting & Improving Reservoirs	0	0	0	0	0	0	0.00%	0
306	Lake, River, Canal Intakes	0	0	0	0	0	0	0.00%	0
307	Wells and Springs	428,888	10,972	0	439,860	0	439,860	3.33%	14,465
308	Infiltration Galleries	0	0	0	0	0	0	0.00%	0
309	Supply Mains	0	0	0	0	0	0	0.00%	0
310	Power Generation Equipment	0	0	0	0	0	0	0.00%	0
311	Pumping Equipment	1,067,755	136,795	0	1,204,550	978,428	226,122	12.50%	19,716
320	Water Treatment Equipment	0	0	0	0	0	0	0.00%	0
320.1	Water Treatment Plants	0	0	0	0	0	0	0.00%	0
320.2	Solution Chemical Feeders	17,765	0	0	17,765	16,534	1,231	20.00%	246
320.3	Point-of-Use Treatment Devices	0	0	0	0	0	0	0.00%	0
330	Distribution Reservoirs and Standpipes	0	0	0	0	0	0	0.00%	0
330.1	Storage Tanks	902,367	0	0	902,367	0	902,367	2.22%	20,033
330.2	Pressure Tanks	6,230	0	0	6,230	0	6,230	5.00%	312
331	Transmission and Distribution Mains	1,953,531	0	0	1,953,531	0	1,953,531	2.00%	39,071
333	Services	410,168	0	0	410,168	0	410,168	3.33%	13,659
334	Meters and Meter Installations	354,814	0	0	354,814	86,410	268,404	8.33%	22,358
335	Hydrants	176,852	0	0	176,852	0	176,852	2.00%	3,537
336	Backflow Prevention Devices	0	0	0	0	0	0	0.00%	0
339	Other Plant and Misc. Equipment	187,582	0	0	187,582	187,582	0	6.67%	0
340	Office Furniture and Equipment	0	0	0	0	0	0	0.00%	0
340.1	Computer & Software	0	0	0	0	0	0	0.00%	0
341	Transportation Equipment	0	0	0	0	0	0	0.00%	0
342	Stores Equipment	0	0	0	0	0	0	0.00%	0
343	Tools, Shop and Garage Equipment	0	0	0	0	0	0	0.00%	0
344	Laboratory Equipment	0	0	0	0	0	0	0.00%	0
345	Power Operated Equipment	0	0	0	0	0	0	0.00%	0
346	Communication Equipment	79,343	0	0	79,343	0	79,343	10.00%	7,934
347	Miscellaneous Equipment	0	0	0	0	0	0	0.00%	0
348	Other Tangible Plant	0	0	0	0	0	0	0.00%	0
	Subtotal	\$6,389,127	\$154,767	\$0	\$6,543,894	\$1,890,216	\$4,653,678		\$147,525

Contribution(s) in Aid of Construction (Gross) \$0
Less: Non Amortizable Contribution(s) 0
Fully Amortized Contribution(s) 0
Amortizable Contribution(s) \$0
Times: Proposed Amortization Rate 3.17%
Amortization of CIAC \$0

Less: Amortization of CIAC \$0

DEPRECIATION EXPENSE \$147,525

Goodman Water Company
Annual Report
Balance Sheet Assets
12/31/21

Balance Sheet Assets				
	Assets		Balance at Beginning of Year (2021)	Balance at End of Year (2021)
Account No.	Current and Accrued Assets			
131	Cash		\$218,482	\$267,180
134	Working Funds		0	0
135	Temporary Cash Investments		0	0
141	Customer Accounts Receivable		1,221	2,411
146	Notes Receivable from Associated Companies		0	0
151	Plant Material and Supplies		0	0
162	Prepayments		35,574	36,250
174	Miscellaneous Current and Accrued Assets		100	0
	Total Current and Accrued Assets		\$255,377	\$305,841
Account No.	Fixed Assets			
101	Utility Plant in Service*		\$6,389,127	\$6,543,894
103	Property Held for Future Use		0	0
105	Construction Work in Progress		0	0
108	Accumulated Depreciation (enter as negative)*		(2,811,706)	(2,959,233)
121	Non-Utility Property		0	0
122	Accumulated Depreciation - Non Utility		0	(316)
	Total Fixed Assets		\$3,577,421	\$3,584,345
	Total Assets		\$3,832,798	\$3,890,186

*Note these items feed automatically from AR3 UPIS Page 4

Goodman Water Company
Annual Report
Balance Sheet Liabilities and Owners Equity

Balance Sheet Liabilities and Owners Equity				
	Liabilities		Balance at Beginning of Year (2021)	Balance at End of Year (2021)
Account No.	Current Liabilities			
231	Accounts Payable		\$22,249	\$22,686
232	Notes Payable (Current Portion)		0	0
234	Notes Payable to Associated Companies		0	0
235	Customer Deposits		93,660	90,964
236	Accrued Taxes		6,055	6,054
237	Accrued Interest		0	0
242	Miscellaneous Current and Accrued Liabilities		0	0
	Total Current Liabilities		\$121,964	\$119,704
	Long Term Debt			
224	Long Term Debt (Notes and Bonds)		\$294,016	\$332,063
	Deferred Credits			
251	Unamortized Premium on Debt		\$0	\$0
252	Advances in Aid of Construction		1,943,278	1,787,462
255	Accumulated Deferred Investment Tax Credits		0	0
271	Contributions in Aid of Construction		0	0
272	Less: Amortization of Contributions		0	0
281	Accumulated Deferred Income Tax		0	0
	Total Deferred Credits		\$1,943,278	\$1,787,462
	Total Liabilites		\$2,359,258	\$2,239,229
	Capital Accounts			
201	Common Stock Issued		\$113	\$113
211	Other Paid-In Capital		2,284,174	2,284,174
215	Retained Earnings		(810,747)	(633,333)
218	Proprietary Capital (Sole Props and Partnerships)		0	0
	Total Capital		\$1,473,540	\$1,650,954
	Total Liabilities and Capital		\$3,832,798	\$3,890,183

Note: Total liabilities and Capital must match total assets for the beginning and end of the year!

Goodman Water Company
Annual Report
Water Comparative Income Statement
12/31/21

Water Comparative Income Statement			
Account No.	Calendar Year	Current Year 01/01/2021 - 12/31/2021	Last Year 01/01/2020 - 12/31/2020
	Operating Revenue		
461	Metered Water Revenue	\$1,049,801	\$1,077,156
460	Unmetered Water Revenue	0	0
462	Fire Protection Revenue	0	0
469	Guaranteed Revenues (Surcharges)	0	0
471	Miscellaneous Service Revenues	2,067	2,058
474	Other Water Revenue	9,866	8,649
	Total Revenues	\$1,061,734	\$1,087,863
	Operating Expenses		
601	Salaries and Wages	\$0	\$0
604	Employee Pensions and Benefits	0	0
610	Purchased Water	0	0
615	Purchased Power	31,575	32,440
618	Chemicals	1,313	2,501
620	Materials and Supplies	1,206	0
620.1	Repairs and Maintenance	2,044	4,284
620.2	Office Supplies and Expense	20,434	22,942
630	Contractual Services	1,080	105,276
631	Contractual Services - Engineering	4,657	0
632	Contractual Services - Accounting	4,875	5,100
633	Contractual Services - Legal	872	0
634	Contractual Services - Management Fees	220,000	210,000
635	Contractual Services - Water Testing	1,491	1,524
636	Contractual Services - Other	105,647	305
640	Rents	0	0
641	Rental of Building/Real Property	0	0
642	Rental of Equipment	0	0
650	Transportation Expenses	3,540	2,620
657	Insurance - General Liability	8,601	6,948
657.1	Insurance - Health and Life	0	0
665	Regulatory Commission Expense - Rate	0	0
670	Bad Debt Expense	4,428	0
675	Miscellaneous Expense	1,559	1,294
403	Depreciation Expense (From Schedule AR4)	147,525	149,223
408	Taxes Other Than Income	0	0
408.11	Property Taxes	44,003	10,989
409	Income Taxes	123,200	117,600
427.1	Customer Security Deposit Interest	2,382	2,053
	Total Operating Expenses	\$730,432	\$675,099
	Operating Income / (Loss)	\$331,302	\$412,764
	Other Income / (Expense)		
419	Interest and Dividend Income	\$20	\$195
421	Non-Utility Income	687	601
426	Miscellaneous Non-Utility (Expense)	0	(275,859)
427	Interest (Expense)	(23,797)	(26,325)
	Total Other Income / (Expense)	(\$23,090)	(\$301,388)
	Net Income / (Loss)	\$308,212	\$111,376

Full time equivalent employees

	Direct Company	Allocated	Outside service	Total
President	0.5	0.0	0.0	0.5
Vice-president	0.5	0.0	0.0	0.5
Manager	0.0	0.0	1.0	1.0
Engineering Staff	0.0	0.0	0.0	0.0
System Operator(s)	0.0	0.0	1.0	1.0
Meter reader	0.0	0.0	1.0	1.0
Customer Service	0.0	0.0	0.5	0.5
Accounting	0.0	0.0	0.3	0.3
Business Office	0.0	0.0	0.5	0.5
Rates Department	0.0	0.0	0.0	0.0
Administrative Staff	0.0	0.0	0.0	0.0
Other	0.0	0.0	0.0	0.0
Total	1.0	0.0	4.3	5.3

Goodman Water Company
 Annual Report
 Supplemental Financial Data (Long-Term Debt)
 12/31/21

Supplemental Financial Data (Long-Term Debt)				
	Loan #1	Loan #2	Loan #3	Loan #4
Date Issued	2/18/2008			
Source of Loan	EC Development			
ACC Decision No.	56118			
Reason for Loan	Expansion			
Dollar Amt. Issued	\$527,400			
Amount Outstanding	\$263,076			
Date of Maturity	2/18/2028			
Interest Rate	8.50%			
Current Year Interest	\$23,797			
Current Year Principal	\$31,125			

Meter Deposit Balance at Test Year End:	\$64,791
---	----------

Meter Deposits Refunded During the Test Year:	\$13,761
---	----------

List all bonds, notes, loans, and other types of indebtedness in which the proceeds were used in the provision of public utility service. Indebtedness incurred for personal uses by the owner of the utility should not be listed. Input 0 or none if there is nothing to report for that cell.

Well and Water Usage											
Name of the System:		GOODMAN WATER COMPANY									
ADEQ Public Water System Number:		AZ0411130									
ADWR PCC Number:		91-000561.0000									
Well registry 55# (55-XXXXXX):	Pump Horsepower	Pump Yield (gpm)	Casing Depth (feet)	Casing Diameter (inches)	Pump Motor Type **	Year Drilled	Water level 2011	Water level 2021	Meter Size (inches)	How measured:	Active
55-610541	75	550	700	12	turbine	1982	220	300	8	Metered	Yes
55-595228	100	800	618	16	turbine	2004	220	300	8	Metered	Yes

Name of system water delivered to: _____
 ADWR PCC Number: _____ N/A
 Source of water delivered to another system: _____

Name of system water received from: _____
 ADWR PCC Number: _____ N/A
 Source of water received: _____
 Well registry 55# (55-XXXXXX): _____

Month	Water withdrawn (gallons) ¹	Water sold (gallons) ²	Water delivered (sold) to other systems (gallons) ³	Water received (purchased) from other systems (gallons) ⁴	Estimated authorized use (gallons) ⁵	Purchased Power Expense ⁶	Purchased Power (kWh) ⁷
January	5,791,500.00	5,357,170.00	0.00	0.00	0.00	\$21,863	2,753
February	4,228,000.00	3,913,150.00	0.00	0.00	0.00	17,413	2,352
March	4,768,500.00	4,384,850.00	0.00	0.00	0.00	18,136	2,334
April	5,167,500.00	5,223,690.00	0.00	0.00	0.00	19,550	2,393
May	5,450,500.00	5,094,340.00	0.00	0.00	0.00	24,095	2,678
June	6,126,000.00	5,649,220.00	0.00	0.00	0.00	24,055	3,013
July	6,573,000.00	5,875,638.00	0.00	0.00	0.00	22,753	2,678
August	5,958,000.00	5,520,073.00	0.00	0.00	0.00	20,997	2,567
September	5,199,500.00	4,809,356.00	0.00	0.00	0.00	21,508	2,760
October	5,547,500.00	5,202,608.00	0.00	0.00	0.00	18,734	2,621
November	4,895,000.00	4,393,140.00	0.00	0.00	0.00	18,487	2,652
December	5,153,000.00	4,661,310.00	0.00	0.00	0.00	20,987	2,769
Totals	64,858,000.00	60,084,545.00	0.00	0.00	0.00	\$248,578	31,570

If applicable, in the space below please provide a description for all un-metered water use along with amounts:
 N/A

1 Water withdrawn - Total gallons of water withdrawn from pumped sources.
 2 Water sold - Total gallons from customer meters, and other sales such as construction water.
 3 Water delivered (sold) to other systems - Total gallons of water delivered to other systems.
 4 Water received (purchased) from other systems - Total gallons of water purchased/received from other systems.
 5 Estimated authorized use - Total estimated gallons from authorized metered or unmetered use. Authorized uses such as flushing (mains, services and hydrants) draining/cleaning tanks, process, construction, fire fighting, etc. Non-authorized use (real losses) are service line breaks and leaks, water main breaks, meter inaccuracies and theft.
 6 Enter the total purchased power costs for the power meters associated with this system.
 7 Enter the total purchased kWh used by the power meters associated with this system.

Water Utility Plant Description			
Name of the System:	GOODMAN WATER COMPANY		
ADEQ Public Water System Number:	AZ0411130		
ADWR PCC Number:	91-000561.0000		

MAINS		
Sizes (inches)	Material	Length (feet)
3.00	Poly	950
4.00	PVC	153
6.00	PVC	4,310
6.00	DIP/ACP	57
8.00	PVC	22,169
8.00	DIP/ACP	661
12.00	PVC	17,835

CUSTOMER METERS			
Size (inches)	Quantity	Percent over 1,000,000 gallons	Percent over 10 years old
5/8 X 3/4	589	0%	5%
0.75	366	0%	28%
1	6	33%	17%
1.5	2	0%	50%
Compound 2	6	83%	50%
Compound 3	3	66%	66%

SERVICE LINES			
Material	Percent of system	Year installed	
Copper	100%	all btw	
		1997	
		and	
		2018	

BOOSTER PUMPS		
Horsepower	GPM	Quantity
5	50	2
10	120	1
20	350	3
30	400	2
40	600	2
50	900	2
75	1,400	1

FIRE HYDRANTS	
Type	Quantity
Standard *	76
Other	0

STORAGE TANKS			
Capacity (gallons)	Material	Quantity	Year installed
400,000	Steel	1	2001
530,000	Steel	1	2008

PRESSURE/BLADDER TANKS			
Capacity (gallons)	Material	Quantity	Year installed
5,000	Steel	1	mid 90's
5,000	Steel	4	2007

* A standard fire hydrant has two 2.5 inch hose connection nozzles with 7.5 threads per inch, and one 4.5 inch pumper connection nozzle with 4 threads per inch.

Water Utility Plant Description (Continued)
--

For the following three items, list the utility owned assets in each category for each system.

TREATMENT EQUIPMENT:	Tablet chlorination unit, liquid chlorination unit
STRUCTURES:	Black wall fencing around the well sites, 12 x 15 foot storage building
OTHER:	SCADA system and motion detectors at all sites

Provide a calculation used to determine the value of one water equivalent residential connection (ERC).

Use one of the following methods:

- (a) If actual flow data are available from the preceding 12 months, divide the total annual single family residence (SFR) gallons sold by the average number of single family residence customers for the same period and divide the result by 365
- (b) If no historical flow data are available, use:
 $ERC = (\text{Total SFR gallons sold (Omit 000)} / 365 \text{ days} / 350 \text{ gallons per day})$

ERC

173

 Method used:

(a)

Customer and Other Information	
Name of the System:	GOODMAN WATER COMPANY
ADEQ Public Water System Number:	AZ0411130
ADWR PCC Number:	91-000561.0000

Month	Number of Customers				
	Single-Family	Multi-Family	Commercial	Turf/Irrigation	Other Non-Residential
January	967	0	1	3	0
February	963	0	1	3	0
March	967	0	1	3	0
April	967	0	1	3	0
May	967	0	1	3	0
June	961	0	1	3	0
July	970	0	1	3	1
August	962	0	1	3	1
September	965	0	1	3	1
October	964	0	1	3	1
November	952	0	1	3	1
December	954	0	1	3	1

If the system has fire hydrants, what is the fire flow requirements? GPM for hrs.

Does the system have chlorination treatment?

Does the Company have an ADWR Gallons Per Capita Per Day (GCPCPD) requirement?
 If yes, provide the GCPCPD amount:

Is the Water Utility located in an ADWR Active Management Area (AMA)?
 If yes, which AMA?

What is the present system connection capacity (in ERCs *) using existing lines?

What is the future system connection capacity (in ERCs *) upon service area buildout?

Describe any plans and estimated completion dates for any enlargements or improvements of this system.

* an ERC is based on the calculation on the bottom of AR9 page 12.

Goodman Water Company
 Annual Report
 Utility Shutoffs / Disconnects
 12/31/21

Utility Shutoffs / Disconnects		
Name of the System:	GOODMAN WATER COMPANY	
ADEQ Public Water System Number:		AZ0411130
ADWR PCC Number:		91-000561.0000

Month	Termination without Notice R14-2-410.B	Termination with Notice R14-2-410.C	Other
January	0	2	0
February	0	0	0
March	0	1	0
April	0	1	0
May	0	2	0
June	0	1	0
July	0	9	0
August	0	3	0
September	0	3	0
October	0	7	0
November	0	6	0
December	0	8	0
Total	0	43	0

Other (description):

N/A

Instructions: Fill out the Grey Cells with the relevent information. Input 0 or none if there is nothing recorded in that account or there is no applicable information to report.

Goodman Water Company
Annual Report
Property Taxes
12/31/21

Property Taxes	
Amount of actual property taxes paid during Calendar Year 2021 was	\$44,003

If no property taxes paid, explain why.

na

Instructions: Fill out the Grey Cells with the relevant information. Input 0 or none if there is nothing recorded in that account or there is no applicable information to report.

Goodman Water Company
Annual Report
Verification and Sworn Statement (Taxes)
12/31/21

Verification and Sworn Statement (Taxes)

Verification: State of Arizona, I, the undersigned of the
(state name)

County of (county name): Pima
Name (owner or official) title: Dorinda Chacon, Manager
Company name: Goodman Water Company

DO SAY THAT THIS ANNUAL UTILITY PROPERTY TAX AND SALES TAX REPORT TO THE ARIZONA CORPORATION COMMISSION.

FOR THE YEAR ENDING: 12/31/21

HAS BEEN PREPARED UNDER MY DIRECTION, FROM THE ORIGINAL BOOKS, PAPERS AND RECORDS OF SAID UTILITY; THAT I HAVE CAREFULLY EXAMINED THE SAME, AND DECLARE THE SAME TO BE A COMPLETE AND CORRECT STATEMENT OF BUSINESS AND AFFAIRS OF SAID UTILITY FOR THE PERIOD COVERED BY THIS REPORT IN RESPECT TO EACH AND EVERY MATTER AND THING SET FORTH, TO THE BEST OF MY KNOWLEDGE, INFORMATION AND BELIEF.

Sworn Statement: I HEREBY ATTEST THAT ALL PROPERTY TAXES FOR SAID COMPANY ARE CURRENT AND PAID IN FULL.

I HEREBY ATTEST THAT ALL SALES TAXES FOR SAID COMPANY ARE CURRENT AND PAID IN FULL.

Dorinda Chacon
signature of owner/official

520-624-1460 Ext. 110
telephone no.

SUBSCRIBED AND SWORN TO BEFORE ME A NOTARY PUBLIC
IN AND FOR THE COUNTY

THIS

19th


DAY OF

Pima
(county name)
April 2022
(month) and (year)

MY COMMISSION EXPIRES

12/18/2022
(date)

RECEIVED
UTILITY DIVISION
2022 MAY 19 P 1:47
ARIZONA CORPORATION COMMISSION



Rose S. Chacon
(signature of notary public)

Verification and Sworn Statement

Verification:

State of Arizona I, the undersigned of the
(state name)
 County of (county name): Pima
 Name (owner or official) title: Dorinda Chacon, Manager
 Company name: Goodman Water Company

DO SAY THAT THIS ANNUAL UTILITY PROPERTY TAX AND SALES TAX REPORT TO THE ARIZONA CORPORATION COMMISSION.

FOR THE YEAR ENDING: 12/31/21

HAS BEEN PREPARED UNDER MY DIRECTION, FROM THE ORIGINAL BOOKS, PAPERS AND RECORDS OF SAID UTILITY; THAT I HAVE CAREFULLY EXAMINED THE SAME, AND DECLARE THE SAME TO BE A COMPLETE AND CORRECT STATEMENT OF BUSINESS AND AFFAIRS OF SAID UTILITY FOR THE PERIOD COVERED BY THIS REPORT IN RESPECT TO EACH AND EVERY MATTER AND THING SET FORTH, TO THE BEST OF MY KNOWLEDGE, INFORMATION AND BELIEF.


Sworn Statement: IN ACCORDANCE WITH THE REQUIREMENTS OF TITLE 40, ARTICLE 8, SECTION 40-401, ARIZONA REVISED STATUTES, IT IS HEREIN REPORTED THAT THE GROSS OPERATING REVENUE OF SAID UTILITY DERIVED FROM ARIZONA INTRASTATE UTILITY OPERATIONS DURING THE CALENDAR YEAR WAS:

Arizona Intrastate Gross Operating Revenues Only (\$)
\$1,138,984
 (The amount in the box above includes
\$77,250 in sales taxes
 billed or collected)

RECEIVED
 UTILITY DIVISION
 2022 MAY 19 P 1:47
 ARIZONA CORPORATION COMMISSION

Dorinda Chacon
 signature of owner/official
 520-624-1460 Ext. 110
 telephone no.

SUBSCRIBED AND SWORN TO BEFORE ME A NOTARY PUBLIC
 IN AND FOR THE COUNTY Pima
 THIS 19th DAY OF April 2022
(month) and (year)
 MY COMMISSION EXPIRES 12/18/2022
(date)



Rose S Chacon
 (signature of notary public)

Verification and Sworn Statement (Residential Revenue)

Verification:

State of Arizona, the undersigned of the
(state name)

County of (county name): Pima
 Name (owner or official) title: Dorinda Chacon, Manager
 Company name: Goodman Water Company

DO SAY THAT THIS ANNUAL UTILITY PROPERTY TAX AND SALES TAX REPORT TO THE ARIZONA CORPORATION COMMISSION:

FOR THE YEAR ENDING: 12/31/21

HAS BEEN PREPARED UNDER MY DIRECTION, FROM THE ORIGINAL BOOKS, PAPERS AND RECORDS OF SAID UTILITY; THAT I HAVE CAREFULLY EXAMINED THE SAME, AND DECLARE THE SAME TO BE A COMPLETE AND CORRECT STATEMENT OF BUSINESS AND AFFAIRS OF SAID UTILITY FOR THE PERIOD COVERED BY THIS REPORT IN RESPECT TO EACH AND EVERY MATTER AND THING SET FORTH, TO THE BEST OF MY KNOWLEDGE, INFORMATION AND BELIEF.

Sworn Statement: IN ACCORDANCE WITH THE REQUIREMENTS OF TITLE 40, ARTICLE 3, SECTION 40-401, ARIZONA REVISED STATUTES, IT IS HEREBY REPORTED THAT THE GROSS OPERATING REVENUE OF SAID UTILITY DERIVED FROM ARIZONA INTRASTATE UTILITY OPERATIONS RECEIVED FROM RESIDENTIAL CUSTOMERS DURING THE CALENDAR YEAR WAS:

Arizona Intrastate Gross Operating Revenues Only (\$)

\$1,138,984
 (The amount in the box above includes
\$77,250 in sales taxes
 billed or collected)


RECEIVED
 UTILITY CORPORATION
 2022 MAY 19 P 1:47
 ARIZONA CORPORATION
 COMMISSION

Dorinda Chacon
 signature of owner/official
 520-624-1460 Ext. 110
 telephone no.

SUBSCRIBED AND SWORN TO BEFORE ME A NOTARY PUBLIC
 IN AND FOR THE COUNTY Pima
(county name)

THIS 19th DAY OF April 2022
(month) and (year)

MY COMMISSION EXPIRES 12/18/2022
(date)



Rose S. Chacon
 (signature of notary public)

Goodman Water Company
Annual Report
Full Gross-up Method for Income Tax Statement of Certification
12/31/21

Full Gross-up Method for Income Tax Statement of Certification

Verification:

State of Arizona I, the undersigned of the
(state name)

County of (county name): Pima
Name (owner or official) title: Dorinda Chacon, Manager
Company name: Goodman Water Company

FOR THE YEAR ENDING: 12/31/21

Sworn Statement:

IN ACCORDANCE WITH THE REQUIREMENTS OF DECISION NO. 77084, BECAUSE THE UTILITY REQUIRES THE GROSS UP OF ADVANCES AND CONTRIBUTIONS, I HEREBY STATE THAT THE UTILITY HAS INCURRED OR IS EXPECTED TO INCUR A NET INCREASE IN CURRENT INCOME TAX EXPENSE OR A DECREASE IN DEFERRED TAX ASSET FOR A CARRY FORWARD ACCORDING TO GAAP IN AN AMOUNT EQUAL TO OR GREATER THAN THE AMOUNT OF THE REQUIRED GROSS UP PAID BY DEVELOPERS IN THE PERIOD COVERED BY THIS ANNUAL REPORT.

Dorinda Chacon
signature of owner/official

520-624-1460 Ext. 110
telephone no.


RECEIVED
UTILITIES DIVISION
2022 MAY 19 P 1:47
ARIZONA REGISTRATION
COMM 1531M

SUBSCRIBED AND SWORN TO BEFORE ME A NOTARY PUBLIC
IN AND FOR THE COUNTY

Pima
(county name)

THIS 19th DAY OF April 2022
(month) and (year)

MY COMMISSION EXPIRES 12/18/2022
(date)



Rose S. Chacon
(signature of notary public)