

**ANNUAL REPORT**

Of

Company Name: Goodman Water Company  
PO Box 85160

Mailing Address: Tucson AZ  
85754

Docket No.: W-02500A  
For the Year Ended: 12/31/22

**RECEIVED BY EMAIL**  
5/15/2023 3:05 PM  
**ARIZONA CORPORATION COMMISSION**  
**UTILITIES DIVISION**

**WATER UTILITY**

To

Arizona Corporation Commission

**Due on April 15th**

Email: Util-Compliance@azcc.gov, mail or deliver the completed Annual Report to:  
Arizona Corporation Commission  
Compliance Section - Utilities Division  
1200 West Washington Street  
Phoenix, Arizona 85007

Application Type: Original Filing

Application Date: 5/15/2023

ARIZONA CORPORATION COMMISSION  
WATER UTILITY ANNUAL REPORT  
Goodman Water Company  
A Class  Utility

For the Calendar Year Ended: 12/31/22

Primary Address:   
City:  State:  Zip Code:

Telephone Number:

Date of Original Organization of Utility:

Person to whom correspondence should be addressed concerning this report:

Name:   
Telephone No. :   
Address:   
City:  State:  Zip Code:   
Email:

Name:   
Telephone No. :   
Address:   
City:  State:  Zip Code:   
Email:

Name:   
Telephone No. :   
Address:   
City:  State:  Zip Code:   
Email:

Name:   
Telephone No. :   
Address:   
City:  State:  Zip Code:   
Email:

Name:   
Telephone No. :   
Address:   
City:  State:  Zip Code:   
Email:

Ownership:

Counties Served:

**Important changes during the year**

No	For those companies not subject to the affiliated interest rules, has there been a change in ownership or direct control during the year?
	If yes, please provide specific details in the box below.
	NA

NO	Has the company been notified by any other regulatory authorities during the year, that they are out of compliance?
	If yes, please provide specific details in the box below.
	NA

Utility Plant in Service (Water)							
Account No.	Description	Beginning Year Original Cost	Current Year Additions	Current Year Retirements	Adjusted Original Cost	Accumulated Depreciation	OCLD (OC less AD)
		\$0	\$0	\$0	\$0	\$0	\$0
301	Organization						
302	Franchises	127,103	0	0	127,103	0	127,103
303	Land and Land Rights	494,159	0	0	494,159	0	494,159
304	Structures and Improvements	189,570	34,285	0	223,855	93,395	130,460
305	Collecting & Improving Reservoirs	0	0	0	0	0	0
306	Lake, River, Canal Intakes	0	0	0	0	0	0
307	Wells and Springs	439,860	0	0	439,860	250,569	189,291
308	Infiltration Galleries	0	0	0	0	0	0
309	Supply Mains	0	0	0	0	0	0
310	Power Generation Equipment	0	0	0	0	0	0
311	Pumping Equipment	1,204,550	76,720	0	1,281,270	1,090,525	190,745
320	Water Treatment Equipment	0	0	0	0	0	0
320.1	Water Treatment Plants	0	0	0	0	0	0
320.2	Solution Chemical Feeders	17,765	0	0	17,765	17,150	615
320.3	Point-of-Use Treatment Devices	0	0	0	0	0	0
330	Distribution Reservoirs and Standpipes	0	0	0	0	0	0
330.1	Storage Tanks	902,367	0	0	902,367	322,198	580,169
330.2	Pressure Tanks	6,230	0	0	6,230	1,714	4,516
331	Transmission and Distribution Mains	1,953,531	0	0	1,953,531	614,076	1,339,455
333	Services	410,168	7,582	0	417,750	215,842	201,908
334	Meters and Meter Installations	354,814	0	0	354,814	231,651	123,163
335	Hydrants	176,852	0	0	176,852	58,638	118,214
336	Backflow Prevention Devices	0	0	0	0	0	0
339	Other Plant and Misc. Equipment	187,582	144,446	0	332,028	197,217	134,811
340	Office Furniture and Equipment	0	0	0	0	0	0
340.1	Computer & Software	0	0	0	0	0	0
341	Transportation Equipment	0	0	0	0	0	0
342	Stores Equipment	0	0	0	0	0	0
343	Tools, Shop and Garage Equipment	0	0	0	0	0	0
344	Laboratory Equipment	0	0	0	0	0	0
345	Power Operated Equipment	0	0	0	0	0	0
346	Communication Equipment	79,343	0	0	79,343	42,870	36,473
347	Miscellaneous Equipment	0	0	0	0	0	0
348	Other Tangible Plant	0	0	0	0	0	0
	<b>Totals</b>	<b>\$6,543,894</b>	<b>\$263,033</b>	<b>\$0</b>	<b>\$6,806,927</b>	<b>\$3,135,845</b>	<b>\$3,671,082</b>

Goodman Water Company  
Annual Report  
Depreciation Expense for the Current Year (Water)  
12/31/22

Depreciation Expense for the Current Year (Water)									
Account No.	Description	Beginning Year Original Cost	Current Year Additions	Current Year Retirements	Adjusted Original Cost	Fully Depreciated/Non-depreciable Plant	Depreciable Plant	Depreciation Percentages	Depreciation Expense
301	Organization	\$0	\$0	\$0	\$0	\$0	\$0	0.00%	\$0
302	Franchises	127,103	0	0	127,103	127,103	0	0.00%	0
303	Land and Land Rights	494,159	0	0	494,159	494,159	0	0.00%	0
304	Structures and Improvements	189,570	34,285	0	223,855	0	223,855	3.33%	7,454
305	Collecting & Improving Reservoirs	0	0	0	0	0	0	0.00%	0
306	Lake, River, Canal Intakes	0	0	0	0	0	0	0.00%	0
307	Wells and Springs	439,860	0	0	439,860	0	439,860	3.33%	14,647
308	Infiltration Galleries	0	0	0	0	0	0	0.00%	0
309	Supply Mains	0	0	0	0	0	0	0.00%	0
310	Power Generation Equipment	0	0	0	0	0	0	0.00%	0
311	Pumping Equipment	1,204,550	76,720	0	1,281,270	978,428	302,842	12.50%	37,476
320	Water Treatment Equipment	0	0	0	0	0	0	0.00%	0
320.1	Water Treatment Plants	0	0	0	0	0	0	0.00%	0
320.2	Solution Chemical Feeders	17,765	0	0	17,765	16,534	1,231	20.00%	246
320.3	Point-of-Use Treatment Devices	0	0	0	0	0	0	0.00%	0
330	Distribution Reservoirs and Standpipes	0	0	0	0	0	0	0.00%	0
330.1	Storage Tanks	902,367	0	0	902,367	0	902,367	2.22%	20,033
330.2	Pressure Tanks	6,230	0	0	6,230	0	6,230	5.00%	312
331	Transmission and Distribution Mains	1,953,531	0	0	1,953,531	0	1,953,531	2.00%	39,071
333	Services	410,168	7,582	0	417,750	0	417,750	3.33%	13,911
334	Meters and Meter Installations	354,814	0	0	354,814	86,410	268,404	8.33%	22,358
335	Hydrants	176,852	0	0	176,852	0	176,852	2.00%	3,537
336	Backflow Prevention Devices	0	0	0	0	0	0	0.00%	0
339	Other Plant and Misc. Equipment	187,582	144,446	0	332,028	187,582	144,446	6.67%	9,635
340	Office Furniture and Equipment	0	0	0	0	0	0	0.00%	0
340.1	Computer & Software	0	0	0	0	0	0	0.00%	0
341	Transportation Equipment	0	0	0	0	0	0	0.00%	0
342	Stores Equipment	0	0	0	0	0	0	0.00%	0
343	Tools, Shop and Garage Equipment	0	0	0	0	0	0	0.00%	0
344	Laboratory Equipment	0	0	0	0	0	0	0.00%	0
345	Power Operated Equipment	0	0	0	0	0	0	0.00%	0
346	Communication Equipment	79,343	0	0	79,343	0	79,343	10.00%	7,934
347	Miscellaneous Equipment	0	0	0	0	0	0	0.00%	0
348	Other Tangible Plant	0	0	0	0	0	0	0.00%	0
	<b>Subtotal</b>	<b>\$6,543,894</b>	<b>\$263,033</b>	<b>\$0</b>	<b>\$6,806,927</b>	<b>\$1,890,216</b>	<b>\$4,916,711</b>		<b>\$176,614</b>

Contribution(s) in Aid of Construction (Gross)	\$0
Less: Non Amortizable Contribution(s)	0
Fully Amortized Contribution(s)	0
Amortizable Contribution(s)	\$0
Times: Proposed Amortization Rate	3.17%
<b>Amortization of CIAC</b>	<b>\$0</b>

Less: Amortization of CIAC \$0

**DEPRECIATION EXPENSE** **\$176,614**

Goodman Water Company  
Annual Report  
Balance Sheet Assets  
12/31/22

<b>Balance Sheet Assets</b>				
	<b>Assets</b>		<b>Balance at Beginning of Year (2022)</b>	<b>Balance at End of Year (2022)</b>
<b>Account No.</b>	<b>Current and Accrued Assets</b>			
131	Cash		\$267,180	\$205,793
134	Working Funds		0	0
135	Temporary Cash Investments		0	0
141	Customer Accounts Receivable		2,411	160
146	Notes Receivable from Associated Companies		0	0
151	Plant Material and Supplies		0	0
162	Prepayments		36,250	33,642
174	Miscellaneous Current and Accrued Assets		0	0
	<b>Total Current and Accrued Assets</b>		<b>\$305,841</b>	<b>\$239,595</b>
<b>Account No.</b>	<b>Fixed Assets</b>			
101	Utility Plant in Service*		\$6,543,894	\$6,806,927
103	Property Held for Future Use		0	0
105	Construction Work in Progress		0	0
108	Accumulated Depreciation (enter as negative)*		(2,959,233)	(3,135,845)
121	Non-Utility Property		0	0
122	Accumulated Depreciation - Non Utility		(316)	0
	<b>Total Fixed Assets</b>		<b>\$3,584,345</b>	<b>\$3,671,082</b>
	<b>Total Assets</b>		<b>\$3,890,186</b>	<b>\$3,910,677</b>

\*Note these items feed automatically from AR3 UPIS Page 4

Goodman Water Company  
Annual Report  
Balance Sheet Liabilities and Owners Equity

<b>Balance Sheet Liabilities and Owners Equity</b>				
	<b>Liabilities</b>		<b>Balance at Beginning of Year (2022)</b>	<b>Balance at End of Year (2022)</b>
<b>Account No.</b>	<b>Current Liabilities</b>			
231	Accounts Payable		\$22,689	\$36,516
232	Notes Payable (Current Portion)		0	0
234	Notes Payable to Associated Companies		0	0
235	Customer Deposits		90,964	94,860
236	Accrued Taxes		6,054	6,004
237	Accrued Interest		0	0
242	Miscellaneous Current and Accrued Liabilities		0	1,270
	<b>Total Current Liabilities</b>		<b>\$119,707</b>	<b>\$138,650</b>
	<b>Long Term Debt</b>			
224	Long Term Debt (Notes and Bonds)		\$332,063	\$229,199
	<b>Deferred Credits</b>			
251	Unamortized Premium on Debt		\$0	\$0
252	Advances in Aid of Construction		1,787,462	1,768,791
255	Accumulated Deferred Investment Tax Credits		0	0
271	Contributions in Aid of Construction		0	0
272	Less: Amortization of Contributions		0	0
281	Accumulated Deferred Income Tax		0	0
	<b>Total Deferred Credits</b>		<b>\$1,787,462</b>	<b>\$1,768,791</b>
	<b>Total Liabilities</b>		<b>\$2,239,232</b>	<b>\$2,136,640</b>
	<b>Capital Accounts</b>			
201	Common Stock Issued		\$113	\$113
211	Other Paid-In Capital		2,284,174	2,284,174
215	Retained Earnings		(633,333)	(510,250)
218	Proprietary Capital (Sole Props and Partnerships)		0	0
	<b>Total Capital</b>		<b>\$1,650,954</b>	<b>\$1,774,037</b>
	<b>Total Liabilities and Capital</b>		<b>\$3,890,186</b>	<b>\$3,910,677</b>

**Note: Total liabilities and Capital must match total assets for the beginning and end of the year!**

Goodman Water Company  
Annual Report  
Water Comparative Income Statement  
12/31/22

<b>Water Comparative Income Statement</b>			
Account No.	Calendar Year	Current Year 01/01/2022 - 12/31/2022	Last Year 01/01/2021 - 12/31/2021
	<b>Operating Revenue</b>		
461	Metered Water Revenue	\$1,035,498	\$1,049,801
460	Unmetered Water Revenue	0	0
462	Fire Protection Revenue	0	0
469	Guaranteed Revenues (Surcharges)	0	0
471	Miscellaneous Service Revenues	2,128	2,067
474	Other Water Revenue	15,414	9,866
	<b>Total Revenues</b>	<b>\$1,053,040</b>	<b>\$1,061,734</b>
	<b>Operating Expenses</b>		
601	Salaries and Wages	\$0	\$0
604	Employee Pensions and Benefits	0	0
610	Purchased Water	0	0
615	Purchased Power	31,301	31,575
618	Chemicals	2,302	1,313
620	Materials and Supplies	303	1,206
620.1	Repairs and Maintenance	7,044	2,044
620.2	Office Supplies and Expense	18,806	20,434
630	Contractual Services	390	1,080
631	Contractual Services - Engineering	0	4,657
632	Contractual Services - Accounting	4,500	4,875
633	Contractual Services - Legal	1,308	872
634	Contractual Services - Management Fees	352,912	220,000
635	Contractual Services - Water Testing	3,861	1,491
636	Contractual Services - Other	0	105,647
640	Rents	0	0
641	Rental of Building/Real Property	0	0
642	Rental of Equipment	0	0
650	Transportation Expenses	3,540	3,540
657	Insurance - General Liability	9,158	8,601
657.1	Insurance - Health and Life	0	0
665	Regulatory Commission Expense - Rate	945	0
670	Bad Debt Expense	0	4,428
675	Miscellaneous Expense	753	1,559
403	Depreciation Expense (From Schedule AR4)	176,614	147,525
408	Taxes Other Than Income	0	0
408.11	Property Taxes	44,141	44,003
409	Income Taxes	99,781	123,200
427.1	Customer Security Deposit Interest	2,124	2,382
	<b>Total Operating Expenses</b>	<b>\$759,783</b>	<b>\$730,432</b>
	<b>Operating Income / (Loss)</b>	<b>\$293,257</b>	<b>\$331,302</b>
	<b>Other Income / (Expense)</b>		
419	Interest and Dividend Income	\$20	\$20
421	Non-Utility Income	852	687
426	Miscellaneous Non-Utility (Expense)	0	0
427	Interest (Expense)	(21,046)	(23,797)
	<b>Total Other Income / (Expense)</b>	<b>(\$20,174)</b>	<b>(\$23,090)</b>
	<b>Net Income / (Loss)</b>	<b>\$273,083</b>	<b>\$308,212</b>



**Full time equivalent employees**

	Direct Company	Allocated	Outside service	Total
President	0.5	0.0	0.0	0.5
Vice-president	0.5	0.0	0.0	0.5
Manager	0.0	0.0	1.0	1.0
Engineering Staff	0.0	0.0	0.0	0.0
System Operator(s)	0.0	0.0	1.0	1.0
Meter reader	0.0	0.0	1.0	1.0
Customer Service	0.0	0.0	0.5	0.5
Accounting	0.0	0.0	0.3	0.3
Business Office	0.0	0.0	0.5	0.5
Rates Department	0.0	0.0	0.0	0.0
Administrative Staff	0.0	0.0	0.0	0.0
Other	0.0	0.0	0.0	0.0
<b>Total</b>	1.0	0.0	4.3	5.3

Goodman Water Company  
 Annual Report  
 Supplemental Financial Data (Long-Term Debt)  
 12/31/22

Supplemental Financial Data (Long-Term Debt)				
	Loan #1	Loan #2	Loan #3	Loan #4
Date Issued	2/18/2008	NA	NA	NA
Source of Loan	EC DEVELOPME	0	0	0
ACC Decision No.	56118	0	0	0
Reason for Loan	EXPANSION	0	0	0
Dollar Amt. Issued	\$527,400	\$0	\$0	\$0
Amount Outstanding	\$229,199	\$0	\$0	\$0
Date of Maturity	2/18/2028	NA	NA	NA
Interest Rate	8.50%	0.00%	0.00%	0.00%
Current Year Interest	\$21,046	\$0	\$0	\$0
Current Year Principal	\$33,877	\$0	\$0	\$0

Meter Deposit Balance at Test Year End:	\$55,814
---	----------

Meter Deposits Refunded During the Test Year:	\$13,175
---	----------

**List all bonds, notes, loans, and other types of indebtedness in which the proceeds were used in the provision of public utility service. Indebtedness incurred for personal uses by the owner of the utility should not be listed. Input 0 or none if there is nothing to report for that cell.**



Water Utility Plant Description	
Name of the System:	GOODMAN WATER COMPANY
ADEQ Public Water System Number:	AZ0411130
ADWR PCC Number:	91-000561.0000

MAINS		
Sizes (inches)	Material	Length (feet)
3.00	POLY	950
4.00	PVC	153
6.00	PVC	4,310
6.00	DIP/ACP	57
8.00	PVC	22,169
8.00	DIP/ACP	661
12.00	PVC	17,835

CUSTOMER METERS			
Size (inches)	Quantity	Percent over 1,000,000 gallons	Percent over 10 years old
5/8 X 3/4	589	0%	5%
0.75	366	0%	28%
1	6	33%	17%
1.5	2	0%	50%
Compound 2	6	83%	50%
Compound 3	3	66%	66%

SERVICE LINES		
Material	Percent of system	Year installed
COPPER	100%	997-2018

BOOSTER PUMPS			
Horsepower	GPM	Quantity	
5	50	2	
10	120	1	
20	350	3	
30	400	2	
40	600	2	
50	900	2	
75	1,400	1	

FIRE HYDRANTS	
Type	Quantity
Standard *	76
Other	0

STORAGE TANKS			
Capacity (gallons)	Material	Quantity	Year installed
400,000	STEEL	1	2001
530,000	STEEL	1	2008

PRESSURE/BLADDER TANKS			
Capacity (gallons)	Material	Quantity	Year installed
5,000	STEEL	1	MID 90S
5,000	STEEL	1	2007

\* A standard fire hydrant has two 2.5 inch hose connection nozzles with 7.5 threads per inch, and one 4.5 inch pumper connection nozzle with 4 threads per inch.

<b>Water Utility Plant Description (Continued)</b>
--

For the following three items, list the utility owned assets in each category for each system.

<b>TREATMENT EQUIPMENT:</b>	TABLET CHLORINATION UNIT, LIQUID CHLORINATION UNIT
-----------------------------	--

<b>STRUCTURES:</b>	BLOCK WALL FENCING AROUND WELL SITES, 12X15FT STORAGE BUILDING
--------------------	--

<b>OTHER:</b>	SCADA SYSTEM AND MOTION DETECTORS AT ALL SITES
---------------	--

**Provide a calculation used to determine the value of one water equivalent residential connection (ERC).**

Use one of the following methods:

- (a) If actual flow data are available from the preceding 12 months, divide the total annual single family residence (SFR) gallons sold by the average number of single family residence customers for the same period and divide the result by
- (b) If no historical flow data are available, use:  
 $ERC = ( \text{Total SFR gallons sold (Omit 000)} / 365 \text{ days} / 350 \text{ gallons per day} )$

ERC 

171
-----

  
 Method used: 

(a)
-----

Customer and Other Information	
Name of the System:	GOODMAN WATER COMPANY
ADEQ Public Water System Number:	AZ0411130
ADWR PCC Number:	91-000561.0000

Month	Number of Customers				
	Single-Family	Multi-Family	Commercial	Turf/Irrigation	Other Non-Residential
January	942	0	0	0	0
February	947	0	0	0	0
March	950	0	0	0	0
April	926	0	0	0	0
May	946	0	0	0	0
June	947	0	0	0	0
July	955	0	0	0	0
August	951	0	0	0	0
September	949	0	0	0	0
October	952	0	0	0	0
November	955	0	0	0	0
December	958	0	0	0	0

If the system has fire hydrants, what is the fire flow requirements?  GPM for  hrs.

Does the system have chlorination treatment?

Does the Company have an ADWR Gallons Per Capita Per Day (GCPCPD) requirement?   
 If yes, provide the GPCPD amount:

Is the Water Utility located in an ADWR Active Management Area (AMA)?   
 If yes, which AMA?

What is the present system connection capacity (in ERCs \*) using existing lines?

What is the future system connection capacity (in ERCs \*) upon service area buildout?

Describe any plans and estimated completion dates for any enlargements or improvements of this system.

\* an ERC is based on the calculation on the bottom of AR9 page 12.

Goodman Water Company  
 Annual Report  
 Utility Shutoffs / Disconnects  
 12/31/22

Utility Shutoffs / Disconnects	
Name of the System:	GOODMAN WATER COMPANY
ADEQ Public Water System Number:	AZ0411130
ADWR PCC Number:	91-000561.0000

Month	Termination without Notice R14-2-410.B	Termination with Notice R14-2-410.C	Other
January	0	22	0
February	0	7	0
March	0	0	0
April	0	0	0
May	0	16	0
June	0	9	0
July	0	13	0
August	0	7	0
September	0	15	0
October	0	9	0
November	0	19	0
December	0	0	0
<b>Total</b>	<b>0</b>	<b>117</b>	<b>0</b>

Other (description):

NA
----

**Instructions:** Fill out the Grey Cells with the relevant information. Input 0 or none if there is nothing recorded in that account or there is no applicable information to report.

<b>Property Taxes</b>	
-----------------------	--

Amount of actual property taxes paid during Calendar Year 2022 was	\$44,141
--	----------

If no property taxes paid, explain why. NA
---

<b>Instructions:</b> Fill out the Grey Cells with the relevant information. Input 0 or none if there is nothing recorded in that account or there is no applicable information to report.
---



**Verification and Sworn Statement (Taxes)**

**Verification:** State of ARIZONA I, the undersigned of the  
(state name)

County of (county name): COCHISE  
Name (owner or official) title: DUSTIN DESPAIN  
Company name: Goodman Water Company

DO SAY THAT THIS ANNUAL UTILITY PROPERTY TAX AND SALES TAX REPORT TO THE ARIZONA CORPORATION COMMISSION.

FOR THE YEAR ENDING: 12/31/22

HAS BEEN PREPARED UNDER MY DIRECTION, FROM THE ORIGINAL BOOKS, PAPERS AND RECORDS OF SAID UTILITY; THAT I HAVE CAREFULLY EXAMINED THE SAME, AND DECLARE THE SAME TO BE A COMPLETE AND CORRECT STATEMENT OF BUSINESS AND AFFAIRS OF SAID UTILITY FOR THE PERIOD COVERED BY THIS REPORT IN RESPECT TO EACH AND EVERY MATTER AND THING SET FORTH, TO THE BEST OF MY KNOWLEDGE, INFORMATION AND BELIEF.

**Sworn Statement:** I HEREBY ATTEST THAT ALL PROPERTY TAXES FOR SAID COMPANY ARE CURRENT AND PAID IN FULL.

I HEREBY ATTEST THAT ALL SALES TAXES FOR SAID COMPANY ARE CURRENT AND PAID IN FULL.

[Signature]  
signature of owner/official

520-265-5350  
telephone no.

SUBSCRIBED AND SWORN TO BEFORE ME A NOTARY PUBLIC  
IN AND FOR THE COUNTY Cochise  
(county name)

THIS 15 DAY OF May 2023  
(month) and (year)

MY COMMISSION EXPIRES Oct 17 2023  
(date)



[Signature]  
(signature of notary public)

**Verification and Sworn Statement**

**Verification:**

State of ARIZONA, the undersigned of the  
(state name)

County of (county name): COCHISE  
Name (owner or official) title: DUSTIN DESPAIN  
Company name: Goodman Water Company


DO SAY THAT THIS ANNUAL UTILITY PROPERTY TAX AND SALES TAX REPORT TO THE ARIZONA CORPORATION COMMISSION.

FOR THE YEAR ENDING: 12/31/22

HAS BEEN PREPARED UNDER MY DIRECTION, FROM THE ORIGINAL BOOKS, PAPERS AND RECORDS OF SAID UTILITY; THAT I HAVE CAREFULLY EXAMINED THE SAME, AND DECLARE THE SAME TO BE A COMPLETE AND CORRECT STATEMENT OF BUSINESS AND AFFAIRS OF SAID UTILITY FOR THE PERIOD COVERED BY THIS REPORT IN RESPECT TO EACH AND EVERY MATTER AND THING SET FORTH, TO THE BEST OF MY KNOWLEDGE, INFORMATION AND BELIEF.

**Sworn Statement:** IN ACCORDANCE WITH THE REQUIREMENTS OF TITLE 40, ARTICLE 8, SECTION 40-401, ARIZONA REVISED STATUTES, IT IS HEREIN REPORTED THAT THE GROSS OPERATING REVENUE OF SAID UTILITY DERIVED FROM ARIZONA INTRASTATE UTILITY OPERATIONS DURING THE CALENDAR YEAR WAS:

Arizona Intrastate Gross Operating Revenues Only (\$)  
\$1,053,040  
(The amount in the box above includes  
\$73,381 in sales taxes  
billed or collected)

  
signature of owner/official

520-265-5350  
telephone no.


SUBSCRIBED AND SWORN TO BEFORE ME A NOTARY PUBLIC  
IN AND FOR THE COUNTY Cochise

THIS 15 DAY OF May 2023  
(month) and (year)

MY COMMISSION EXPIRES

Oct 17 2023  
(date)



  
(signature of notary public)

**Verification and Sworn Statement (Residential Revenue)**

**Verification:**

State of ARIZONA I, the undersigned of the  
(state name)

County of (county name): COCHISE  
Name (owner or official) title: DUSTIN DESPAIN  
Company name: Goodman Water Company

DO SAY THAT THIS ANNUAL UTILITY PROPERTY TAX AND SALES TAX REPORT TO THE ARIZONA CORPORATION COMMISSION.

FOR THE YEAR ENDING: 12/31/22


HAS BEEN PREPARED UNDER MY DIRECTION, FROM THE ORIGINAL BOOKS, PAPERS AND RECORDS OF SAID UTILITY; THAT I HAVE CAREFULLY EXAMINED THE SAME, AND DECLARE THE SAME TO BE A COMPLETE AND CORRECT STATEMENT OF BUSINESS AND AFFAIRS OF SAID UTILITY FOR THE PERIOD COVERED BY THIS REPORT IN RESPECT TO EACH AND EVERY MATTER AND THING SET FORTH, TO THE BEST OF MY KNOWLEDGE, INFORMATION AND BELIEF.

**Sworn Statement:**

IN ACCORDANCE WITH THE REQUIREMENTS OF TITLE 40, ARTICLE 8, SECTION 40-401, ARIZONA REVISED STATUTES, IT IS HEREIN REPORTED THAT THE GROSS OPERATING REVENUE OF SAID UTILITY DERIVED FROM ARIZONA INTRASTATE UTILITY OPERATIONS RECEIVED FROM RESIDENTIAL CUSTOMERS DURING THE CALENDAR YEAR WAS:

Arizona Intrastate Gross Operating Revenues Only (\$)

\$1,053,040  
(The amount in the box above includes  
\$73,381 in sales taxes  
billed or collected)



signature of owner/official

520-265-5350  
telephone no.


SUBSCRIBED AND SWORN TO BEFORE ME A NOTARY PUBLIC  
IN AND FOR THE COUNTY Cochise

(county name)

THIS 15 DAY OF May 2023  
(month) and (year)

MY COMMISSION EXPIRES Oct 17, 2023  
(date)





(signature of notary public)



**Full Gross-up Method for Income Tax Statement of Certification**

**Verification:**


State of ARIZONA I, the undersigned of the  
(state name)

County of (county name): COCHISE  
Name (owner or official) title: DUSTIN DESPAIN  
Company name: Goodman Water Company

FOR THE YEAR ENDING: 12/31/22

**Sworn Statement:**

IN ACCORDANCE WITH THE REQUIREMENTS OF DECISION NO. 77084, BECAUSE THE UTILITY REQUIRES THE GROSS UP OF ADVANCES AND CONTRIBUTIONS, I HEREBY STATE THAT THE UTILITY HAS NOT INCURRED NOR IS EXPECTED TO INCUR A NET INCREASE IN CURRENT INCOME TAX EXPENSE OR A DECREASE IN DEFERRED TAX ASSET FOR A CARRY FORWARD ACCORDING TO GAAP IN AN AMOUNT EQUAL TO OR GREATER THAN THE AMOUNT OF THE REQUIRED GROSS UP PAID BY DEVELOPERS IN THE PERIOD COVERED BY THIS ANNUAL REPORT.



signature of owner/official

520-265-5350

telephone no.

SUBSCRIBED AND SWORN TO BEFORE ME A NOTARY PUBLIC  
IN AND FOR THE COUNTY

Cochise

(county name)

THIS

15


DAY OF

May 2023

(month) and (year)

MY COMMISSION EXPIRES

Oct 17 2023  
(date)



(signature of notary public)