

ANNUAL REPORT

Of

Company Name: **Granite Oaks Water Users Association**

PO Box 4947

Mailing Address:

Chino Valley AZ
86323

Docket No.: **W-02539A**

For the Year Ended: **12/31/21**

RECEIVED BY EMAIL
4/11/2022, 1:39 PM
ARIZONA CORPORATION COMMISSION
UTILITIES DIVISION

WATER UTILITY

To

Arizona Corporation Commission

Due on April 15th

Email: Util-Compliance@azcc.gov, mail or deliver the completed Annual Report to:

Arizona Corporation Commission
Compliance Section - Utilities Division
1200 West Washington Street
Phoenix, Arizona 85007

Application Type: **Original Filing**

Application Date: **3/31/2022**

ARIZONA CORPORATION COMMISSION
WATER UTILITY ANNUAL REPORT
Granite Oaks Water Users Association
A Class Utility

For the Calendar Year Ended: 12/31/21

Primary Address: 302 W. WILLIS STREET; SUITE 203
City: PRESCOTT State: Arizona Zip Code: 86301

Telephone Number: 928-445-0551

Date of Original Organization of Utility: 7/12/1989

Person to whom correspondence should be addressed concerning this report:

Name: CHERYL IBBOTSON
Telephone No. : 928-445-0551
Address: 302 W. WILLIS STREET; SUITE 203
City: PRESCOTT State: Arizona Zip Code: 86301
Email: cherylibbotson@gmail.com

On-Site Manager

Name: aQuality Water, LLC
Telephone No. : 928-606-0498
Address: PO BOX 264
City: WILLIAMS State: Arizona Zip Code: 86046
Email: pataqualitywater@gmail.com

Statutory Agent

Name: ROBERT BUSCH
Telephone No. : 928-713-0548
Address: 302 W. WILLIS STREET, SUITE 203
City: PRESCOTT State: Arizona Zip Code: 86301
Email: rmbusch1@gmail.com

NA

Name:
Telephone No. :
Address:
City: State: Arizona Zip Code:
Email:

NA

Name:
Telephone No. :
Address:
City: State: Arizona Zip Code:
Email:

Ownership: Association--Cooperative

Counties Served: Yavapai

Important changes during the year

No	For those companies not subject to the affiliated interest rules, has there been a change in ownership or direct control during the year?
If yes, please provide specific details in the box below.	

No	Has the company been notified by any other regulatory authorities during the year, that they are out of compliance?
If yes, please provide specific details in the box below.	

Granite Oaks Water Users Association
Annual Report
Utility Plant in Service (Water)
12/31/21

Utility Plant in Service (Water)							
Account No.	Description	Beginning Year Original Cost	Current Year Additions	Current Year Retirements	Adjusted Original Cost	Accumulated Depreciation	OCLD (OC less AD)
		\$12,478	\$0	\$0	\$12,478	\$5,994	\$6,484
301	Organization						
302	Franchises	0	0	0	0	0	0
303	Land and Land Rights	68,068	0	0	68,068	0	68,068
304	Structures and Improvements	83,441	0	0	83,441	44,307	39,134
305	Collecting & Improving Reservoirs	0	0	0	0	0	0
306	Lake, River, Canal Intakes	0	0	0	0	0	0
307	Wells and Springs	162,897	19,707	0	182,604	61,023	121,581
308	Infiltration Galleries	0	0	0	0	0	0
309	Supply Mains	0	0	0	0	0	0
310	Power Generation Equipment	74,116	0	0	74,116	17,195	56,921
311	Pumping Equipment	207,927	0	0	207,927	75,675	132,252
320	Water Treatment Equipment	8,266	0	0	8,266	4,385	3,881
320.1	Water Treatment Plants	0	0	0	0	0	0
320.2	Solution Chemical Feeders	0	0	0	0	0	0
320.3	Point-of-Use Treatment Devices	0	0	0	0	0	0
330	Distribution Reservoirs and Standpipes	0	0	0	0	0	0
330.1	Storage Tanks	27,440	0	0	27,440	13,296	14,144
330.2	Pressure Tanks	0	0	0	0	0	0
331	Transmission and Distribution Mains	729,369	0	0	729,369	313,986	415,383
333	Services	26,370	0	0	26,370	15,186	11,184
334	Meters and Meter Installations	119,857	149	0	120,006	20,371	99,635
335	Hydrants	87,640	0	0	87,640	27,017	60,623
336	Backflow Prevention Devices	0	0	0	0	0	0
339	Other Plant and Misc. Equipment	167,448	0	0	167,448	55,779	111,669
340	Office Furniture and Equipment	20,008	0	0	20,008	6,838	13,170
340.1	Computer & Software	0	0	0	0	0	0
341	Transportation Equipment	0	0	0	0	0	0
342	Stores Equipment	0	0	0	0	0	0
343	Tools, Shop and Garage Equipment	0	0	0	0	0	0
344	Laboratory Equipment	0	0	0	0	0	0
345	Power Operated Equipment	0	0	0	0	0	0
346	Communication Equipment	0	0	0	0	0	0
347	Miscellaneous Equipment	0	0	0	0	0	0
348	Other Tangible Plant	0	0	0	0	0	0
	Totals	\$1,795,325	\$19,856	\$0	\$1,815,181	\$661,052	\$1,154,129

Granite Oaks Water Users Association
 Annual Report
 Depreciation Expense for the Current Year (Water)
 12/31/21

Depreciation Expense for the Current Year (Water)									
Account No.	Description	Beginning Year Original Cost	Current Year Additions	Current Year Retirements	Adjusted Original Cost	Fully Depreciated/Non-depreciable Plant	Depreciable Plant	Depreciation Percentages	Depreciation Expense
301	Organization	\$12,478	\$0	\$0	\$12,478	\$0	\$12,478	2.00%	\$250
302	Franchises	0	0	0	0	\$0	0	0.00%	0
303	Land and Land Rights	68,068	0	0	68,068	\$0	68,068	0.00%	0
304	Structures and Improvements	83,441	0	0	83,441	\$0	83,441	2.50%	5,571
305	Collecting & Improving Reservoirs	0	0	0	0	\$0	0	0.00%	0
306	Lake, River, Canal Intakes	0	0	0	0	\$0	0	0.00%	0
307	Wells and Springs	162,897	19,707	0	182,604	\$0	182,604	3.33%	7,725
308	Infiltration Galleries	0	0	0	0	\$0	0	0.00%	0
309	Supply Mains	0	0	0	0	\$0	0	0.00%	0
310	Power Generation Equipment	74,116	0	0	74,116	\$0	74,116	5.00%	4,151
311	Pumping Equipment	207,927	0	0	207,927	\$0	207,927	12.50%	3,810
320	Water Treatment Equipment	8,266	0	0	8,266	\$0	8,266	3.33%	509
320.1	Water Treatment Plants	0	0	0	0	\$0	0	0.00%	0
320.2	Solution Chemical Feeders	0	0	0	0	\$0	0	0.00%	0
320.3	Point-of-Use Treatment Devices	0	0	0	0	\$0	0	0.00%	0
330	Distribution Reservoirs and Standpipes	0	0	0	0	\$0	0	0.00%	0
330.1	Storage Tanks	27,440	0	0	27,440	\$0	27,440	2.22%	610
330.2	Pressure Tanks	0	0	0	0	\$0	0	0.00%	0
331	Transmission and Distribution Mains	729,369	0	0	729,369	\$0	729,369	2.00%	14,591
333	Services	26,370	0	0	26,370	\$0	26,370	3.33%	1,795
334	Meters and Meter Installations	119,857	149	0	120,006	\$0	120,006	8.33%	9,990
335	Hydrants	87,640	0	0	87,640	\$0	87,640	2.00%	1,878
336	Backflow Prevention Devices	0	0	0	0	\$0	0	0.00%	0
339	Other Plant and Misc. Equipment	167,448	0	0	167,448	\$0	167,448	6.67%	11,163
340	Office Furniture and Equipment	20,008	0	0	20,008	\$0	20,008	6.67%	1,334
340.1	Computer & Software	0	0	0	0	\$0	0	0.00%	0
341	Transportation Equipment	0	0	0	0	\$0	0	0.00%	0
342	Stores Equipment	0	0	0	0	\$0	0	0.00%	0
343	Tools, Shop and Garage Equipment	0	0	0	0	\$0	0	0.00%	0
344	Laboratory Equipment	0	0	0	0	\$0	0	0.00%	0
345	Power Operated Equipment	0	0	0	0	\$0	0	0.00%	0
346	Communication Equipment	0	0	0	0	\$0	0	0.00%	0
347	Miscellaneous Equipment	0	0	0	0	\$0	0	0.00%	0
348	Other Tangible Plant	0	0	0	0	\$0	0	0.00%	0
	Subtotal	\$1,795,325	\$19,856	\$0	\$1,815,181	\$0	\$1,815,181		\$63,377

Contribution(s) in Aid of Construction (Gross)	\$610,906
Less: Non Amortizable Contribution(s)	0
Fully Amortized Contribution(s)	0
Amortizable Contribution(s)	\$610,906
Times: Proposed Amortization Rate	3.49%
Amortization of CIAC	\$13,548

Less: Amortization of CIAC \$13,548

DEPRECIATION EXPENSE \$49,829

Granite Oaks Water Users Association
 Annual Report
 Balance Sheet Assets
 12/31/21

Balance Sheet Assets				
	Assets		Balance at Beginning of Year (2021)	Balance at End of Year (2021)
Account No.	Current and Accrued Assets			
131	Cash		\$216,702	\$285,664
134	Working Funds			0
135	Temporary Cash Investments		0	0
141	Customer Accounts Receivable		13,555	14,123
146	Notes Receivable from Associated Companies		0	0
151	Plant Material and Supplies		0	0
162	Prepayments		0	0
174	Miscellaneous Current and Accrued Assets		0	0
	Total Current and Accrued Assets		\$230,257	\$299,786
Account No.	Fixed Assets			
101	Utility Plant in Service*		\$1,795,325	\$1,815,181
103	Property Held for Future Use			
105	Construction Work in Progress			
108	Accumulated Depreciation (enter as negative)*		(490,308)	(661,052)
121	Non-Utility Property			
122	Accumulated Depreciation - Non Utility			
	Total Fixed Assets		\$1,305,017	\$1,154,129
	Total Assets		\$1,535,274	\$1,453,915

*Note these items feed automatically from AR3 UPIS Page 4

Granite Oaks Water Users Association
Annual Report
Balance Sheet Liabilities and Owners Equity

Balance Sheet Liabilities and Owners Equity				
	Liabilities		Balance at Beginning of Year (2021)	Balance at End of Year (2021)
Account No.	Current Liabilities			
231	Accounts Payable		\$3,509	\$6,821
232	Notes Payable (Current Portion)			
234	Notes Payable to Associated Companies			
235	Customer Deposits			
236	Accrued Taxes		1,149	1,149
237	Accrued Interest			
242	Miscellaneous Current and Accrued Liabilities			
	Total Current Liabilities		\$4,658	\$7,970
	Long Term Debt			
224	Long Term Debt (Notes and Bonds)		\$0	\$0
	Deferred Credits			
251	Unamortized Premium on Debt		\$0	\$0
252	Advances in Aid of Construction		3,068	2,532
255	Accumulated Deferred Investment Tax Credits		0	0
271	Contributions in Aid of Construction		618,459	594,643
272	Less: Amortization of Contributions		(311,292)	(338,878)
281	Accumulated Deferred Income Tax		0	0
	Total Deferred Credits		\$310,235	\$258,297
	Total Liabilites		\$314,893	\$266,267
	Capital Accounts			
201	Common Stock Issued		\$0	\$0
211	Other Paid-In Capital		0	0
215	Retained Earnings		1,220,381	1,187,648
218	Proprietary Capital (Sole Props and Partnerships)		0	0
	Total Capital		\$1,220,381	\$1,187,648
	Total Liabilities and Capital		\$1,535,274	\$1,453,915

Note: Total liabilities and Capital must match total assets for the beginning and end of the year!

Granite Oaks Water Users Association
Annual Report
Water Comparative Income Statement
12/31/21

Water Comparative Income Statement			
Account No.	Calendar Year	Current Year 01/01/2021 - 12/31/2021	Last Year 01/01/2020 - 12/31/2020
	Operating Revenue		
461	Metered Water Revenue	\$258,058	\$243,574
460	Unmetered Water Revenue	0	0
462	Fire Protection Revenue	0	0
469	Guaranteed Revenues (Surcharges)	0	0
471	Miscellaneous Service Revenues	0	0
474	Other Water Revenue	1,563	1,324
	Total Revenues	\$259,621	\$244,898
	Operating Expenses		
601	Salaries and Wages	\$13,601	\$13,100
604	Employee Pensions and Benefits	0	0
610	Purchased Water	0	0
615	Purchased Power	27,164	30,022
618	Chemicals	0	1,375
620	Materials and Supplies	0	0
620.1	Repairs and Maintenance	11,908	14,238
620.2	Office Supplies and Expense	10,732	10,393
630	Contractual Services	0	0
631	Contractual Services - Engineering	0	4,566
632	Contractual Services - Accounting	29,120	40,403
633	Contractual Services - Legal	0	13,285
634	Contractual Services - Management Fees	60,400	59,390
635	Contractual Services - Water Testing	1,925	1,573
636	Contractual Services - Other	2,120	4,527
640	Rents	0	0
641	Rental of Building/Real Property	0	0
642	Rental of Equipment	0	0
650	Transportation Expenses	0	0
657	Insurance - General Liability	8,840	8,373
657.1	Insurance - Health and Life	0	0
665	Regulatory Commission Expense - Rate	0	0
670	Bad Debt Expense	0	0
675	Miscellaneous Expense		
403	Depreciation Expense (From Schedule AR4)	49,829	50,867
408	Taxes Other Than Income	0	0
408.11	Property Taxes	8,050	8,251
409	Income Taxes	0	0
427.1	Customer Security Deposit Interest		
	Total Operating Expenses	\$223,690	\$260,363
	Operating Income / (Loss)	\$35,932	(\$15,465)
	Other Income / (Expense)		
419	Interest and Dividend Income	\$460	\$556
421	Non-Utility Income	413	1,766
426	Miscellaneous Non-Utility (Expense)	0	145
427	Interest (Expense)	(27)	0
	Total Other Income / (Expense)	\$846	\$2,467
	Net Income / (Loss)	\$36,778	(\$12,998)

Full time equivalent employees

	Direct Company	Allocated	Outside service	Total
President			1.0	1.0
Vice-president			1.0	1.0
Manager	1.0			1.0
Engineering Staff			1.0	1.0
System Operator(s)			1.0	1.0
Meter reader			1.0	1.0
Customer Service			1.0	1.0
Accounting			1.0	1.0
Business Office				0.0
Rates Department				0.0
Administrative Staff				0.0
Other				0.0
Total	1.0	0.0	7.0	8.0

Granite Oaks Water Users Association
 Annual Report
 Supplemental Financial Data (Long-Term Debt)
 12/31/21

Supplemental Financial Data (Long-Term Debt)				
	Loan #1	Loan #2	Loan #3	Loan #4
Date Issued	n/a	n/a	n/a	n/a
Source of Loan	n/a	n/a	n/a	n/a
ACC Decision No.	n/a	n/a	n/a	n/a
Reason for Loan	n/a	n/a	n/a	n/a
Dollar Amt. Issued	n/a	n/a	n/a	n/a
Amount Outstanding	n/a	n/a	n/a	n/a
Date of Maturity	n/a	n/a	n/a	n/a
Interest Rate	n/a	n/a	n/a	n/a
Current Year Interest	n/a	n/a	n/a	n/a
Current Year Principal	n/a	n/a	n/a	n/a

Meter Deposit Balance at Test Year End:	\$2,532
---	---------

Meter Deposits Refunded During the Test Year:	\$402
---	-------

List all bonds, notes, loans, and other types of indebtedness in which the proceeds were used in the provision of public utility service. Indebtedness incurred for personal uses by the owner of the utility should not be listed. Input 0 or none if there is nothing to report for that cell.

Well and Water Usage

Name of the System: GRANITE OAKS WATER USERS ASSOC											
ADEQ Public Water System Number: AZ0413155											
ADWR PCC Number: 91-000675.0000											
Well registry 55# (55-XXXXXX):	Pump Horsepower	Pump Yield (gpm)	Casing Depth (feet)	Casing Diameter (inches)	Pump Motor Type **	Year Drilled	Water level 2011	Water level 2021	Meter Size (inches)	How measured:	Active
55-524070	15	60	510	1	submersable	1989			3	Metered	Yes
55-601103	50	300	643	14	submersable	1962			4	Metered	Yes
55-588634	50	300	574	14	submersable	2003			4	Metered	Yes
										N/A	N/A
										N/A	N/A
										N/A	N/A
										N/A	N/A
										N/A	N/A
										N/A	N/A
										N/A	N/A
										N/A	N/A
										N/A	N/A
										N/A	N/A
										N/A	N/A
										N/A	N/A
										N/A	N/A
										N/A	N/A
										N/A	N/A
										N/A	N/A
										N/A	N/A
										N/A	N/A

Name of system water delivered to: GRANITE OAKS WATER USERS ASSOC	
ADWR PCC Number:	91-000675.0000
Source of water delivered to another system	Ground Water
Name of system water received from: NA	
ADWR PCC Number:	#N/A
Source of water received	NA
Well registry 55# (55-XXXXXX):	

Month	Water withdrawn (gallons) ¹	Water sold (gallons) ²	Water delivered (sold) to other systems (gallons) ³	Water received (purchased) from other systems (gallons) ⁴	Estimated authorized use (gallons) ⁵	Purchased Power Expense ⁶	Purchased Power (kWh) ⁷
January	2,972,131.00	2,721,210.00	0.00	0.00	0.00	\$1,684	11,689
February	2,678,143.00	2,408,510.00	0.00	0.00	0.00	3,576	10,578
March	2,584,237.00	2,402,760.00	0.00	0.00	0.00	1,568	11,041
April	5,233,626.00	5,033,000.00	0.00	0.00	0.00	2,063	15,990
May	7,207,260.00	6,946,530.00	0.00	0.00	0.00	2,595	22,501
June	9,396,794.00	9,174,440.00	0.00	0.00	0.00	3,416	32,418
July	7,010,469.00	6,853,830.00	0.00	0.00	0.00	3,241	29,715
August	5,097,001.00	4,909,030.00	0.00	0.00	0.00	2,386	19,802
September	6,720,444.00	6,502,450.00	0.00	0.00	0.00	2,593	22,504
October	4,661,134.00	4,444,840.00	0.00	0.00	0.00	2,273	18,613
November	4,120,919.00	4,021,790.00	0.00	0.00	0.00	2,240	17,871
December	2,919,505.00	2,680,470.00	0.00	0.00	0.00	1,853	13,413
Totals	60,601,663.00	58,098,860.00	0.00	0.00	0.00	\$29,488	226,135

If applicable, in the space below please provide a description for all un-metered water use along with amounts:

1 Water withdrawn - Total gallons of water withdrawn from pumped sources.
2 Water sold - Total gallons from customer meters, and other sales such as construction water.
3 Water delivered (sold) to other systems - Total gallons of water delivered to other systems.
4 Water received (purchased) from other systems - Total gallons of water purchased/received from other systems.
5 Estimated authorized use - Total estimated gallons from authorized metered or unmetered use. Authorized uses such as flushing (mains, services and hydrants) draining/cleaning tanks, process, construction, fire fighting, etc. Non-authorized use (real losses) are service line breaks and leaks, water main breaks, meter inaccuracies and theft.
6 Enter the total purchased power costs for the power meters associated with this system.
7 Enter the total purchased kWh used by the power meters associated with this system.

Water Utility Plant Description	
Name of the System:	GRANITE OAKS WATER USERS ASSOC
ADEQ Public Water System Number:	AZ0413155
ADWR PCC Number:	91-000675.0000

MAINS		
Sizes (inches)	Material	Length (feet)
4.00	PVC/C900	5,850
6.00	PVC/C900	57,997
8.00	PVC/C900	4,532
NA	NA	NA
NA	NA	NA
NA	NA	NA
NA	NA	NA
NA	NA	NA
NA	NA	NA
NA	NA	NA
NA	NA	NA
NA	NA	NA
NA	NA	NA
NA	NA	NA
NA	NA	NA

CUSTOMER METERS			
Size (inches)	Quantity	Percent over 1,000,000 gallons	Percent over 10 years old
5/8 X 3/4	464	0%	0%
1	5	0%	0%
2	1	0%	0%
NA			
NA			
NA			
NA			
NA			
NA			
NA			
NA			
NA			
NA			
NA			
NA			
NA			
NA			
NA			
NA			
NA			

SERVICE LINES			
Material	Percent of system	Year installed	
NA			
NA			
NA			
NA			
NA			

BOOSTER PUMPS		
Horsepower	GPM	Quantity
15	230	2
25	450	2

FIRE HYDRANTS	
Type	Quantity
Standard *	55
Other	

STORAGE TANKS			
Capacity (gallons)	Material	Quantity	Year installed
100,000	METAL	1	
84,000	METAL	1	

PRESSURE/BLADDER TANKS			
Capacity (gallons)	Material	Quantity	Year installed
N/A	N/A	N/A	N/A
N/A	N/A	N/A	N/A
N/A	N/A	N/A	N/A
N/A	N/A	N/A	N/A
N/A	N/A	N/A	N/A
N/A	N/A	N/A	N/A
N/A	N/A	N/A	N/A

* A standard fire hydrant has two 2.5 inch hose connection nozzles with 7.5 threads per inch, and one 4.5 inch pumper connection nozzle with 4 threads per inch.

Water Utility Plant Description (Continued)
--

For the following three items, list the utility owned assets in each category for each system.

TREATMENT EQUIPMENT:	UTILITY, PLANT, PUMPS & INFRASTRUCTURE
-----------------------------	--

STRUCTURES:	PUMP HOUSES, FENCING & LANDSCAPING
--------------------	------------------------------------

OTHER:	GENERATORS, OTHER CAPITAL EQUIPMENT
---------------	-------------------------------------

Provide a calculation used to determine the value of one water equivalent residential connection (ERC).

Use one of the following methods:

- (a) If actual flow data are available from the preceding 12 months, divide the total annual single family residence (SFR) gallons sold by the average number of single family residence customers for the same period and divide the result by
- (b) If no historical flow data are available, use:
 $ERC = (\text{Total SFR gallons sold (Omit 000)} / 365 \text{ days} / 350 \text{ gallons per day})$

ERC	339
Method used:	(a)

Customer and Other Information	
Name of the System:	GRANITE OAKS WATER USERS ASSOC
ADEQ Public Water System Number:	AZ0413155
ADWR PCC Number:	91-000675.0000

Month	Number of Customers				
	Single-Family	Multi-Family	Commercial	Turf/Irrigation	Other Non-Residential
January	469	0	0	0	0
February	469	0	0	0	0
March	467	0	0	0	0
April	470	0	0	0	0
May	468	0	0	0	0
June	469	0	0	0	0
July	466	0	0	0	0
August	469	0	0	0	0
September	470	0	0	0	0
October	470	0	0	0	0
November	473	0	0	0	0
December	472	0	0	0	0

If the system has fire hydrants, what is the fire flow requirements? GPM for hrs.

Does the system have chlorination treatment?

Does the Company have an ADWR Gallons Per Capita Per Day (GPCPD) requirement?
 If yes, provide the GPCPD amount:

Is the Water Utility located in an ADWR Active Management Area (AMA)?
 If yes, which AMA?

What is the present system connection capacity (in ERCs *) using existing lines?

What is the future system connection capacity (in ERCs *) upon service area buildout?

Describe any plans and estimated completion dates for any enlargements or improvements of this system.

* an ERC is based on the calculation on the bottom of AR9 page 12.

Granite Oaks Water Users Association
 Annual Report
 Utility Shutoffs / Disconnects
 12/31/21

Utility Shutoffs / Disconnects	
Name of the System:	GRANITE OAKS WATER USERS ASSOC
ADEQ Public Water System Number:	AZ0413155
ADWR PCC Number:	91-000675.0000

Month	Termination without Notice R14-2-410.B	Termination with Notice R14-2-410.C	Other
January	0	0	0
February	0	0	0
March	0	0	0
April	0	0	0
May	0	1	0
June	0	0	0
July	0	0	0
August	0	1	0
September	0	0	0
October	0	1	0
November	0	1	0
December	0	0	0
Total	0	4	0

Other (description):

Instructions: Fill out the Grey Cells with the relevent information. Input 0 or none if there is nothing recorded in that account or there is no applicable information to report.

Property Taxes	
Amount of actual property taxes paid during Calendar Year 2021 was	\$11,951

If no property taxes paid, explain why.

Instructions: Fill out the Grey Cells with the relevant information. Input 0 or none if there is nothing recorded in that account or there is no applicable information to report.

Verification and Sworn Statement (Taxes)

Verification: State of Arizona I, the undersigned of the
(state name)

County of (county name): Yavapai
Name (owner or official) title: JIM BRICKER
Company name: Granite Oaks Water Users Association

DO SAY THAT THIS ANNUAL UTILITY PROPERTY TAX AND SALES TAX REPORT TO THE ARIZONA CORPORATION COMMISSION.

FOR THE YEAR ENDING: 12/31/21

HAS BEEN PREPARED UNDER MY DIRECTION, FROM THE ORIGINAL BOOKS, PAPERS AND RECORDS OF SAID UTILITY; THAT I HAVE CAREFULLY EXAMINED THE SAME, AND DECLARE THE SAME TO BE A COMPLETE AND CORRECT STATEMENT OF BUSINESS AND AFFAIRS OF SAID UTILITY FOR THE PERIOD COVERED BY THIS REPORT IN RESPECT TO EACH AND EVERY MATTER AND THING SET FORTH, TO THE BEST OF MY KNOWLEDGE, INFORMATION AND BELIEF.

Sworn Statement: I HEREBY ATTEST THAT ALL PROPERTY TAXES FOR SAID COMPANY ARE CURRENT AND PAID IN FULL.

I HEREBY ATTEST THAT ALL SALES TAXES FOR SAID COMPANY ARE CURRENT AND PAID IN FULL.


[Signature]
signature of owner/official

928-925-2224
telephone no.

SUBSCRIBED AND SWORN TO BEFORE ME A NOTARY PUBLIC
IN AND FOR THE COUNTY

THIS 23rd DAY OF Yavapai
March, 2022
(month) and (year)

MY COMMISSION EXPIRES 3/12/25
(date)



[Signature]
(signature of notary public)

Verification and Sworn Statement

Verification:

State of Arizona I, the undersigned of the
(state name)
County of (county name): Yavapai
Name (owner or official) title: JIM BRICKER
Company name: Granite Oaks Water Users Association

DO SAY THAT THIS ANNUAL UTILITY PROPERTY TAX AND SALES TAX REPORT TO THE ARIZONA CORPORATION COMMISSION.

FOR THE YEAR ENDING: 12/31/21

HAS BEEN PREPARED UNDER MY DIRECTION, FROM THE ORIGINAL BOOKS, PAPERS AND RECORDS OF SAID UTILITY; THAT I HAVE CAREFULLY EXAMINED THE SAME, AND DECLARE THE SAME TO BE A COMPLETE AND CORRECT STATEMENT OF BUSINESS AND AFFAIRS OF SAID UTILITY FOR THE PERIOD COVERED BY THIS REPORT IN RESPECT TO EACH AND EVERY MATTER AND THING SET FORTH, TO THE BEST OF MY KNOWLEDGE, INFORMATION AND BELIEF.

Sworn Statement: IN ACCORDANCE WITH THE REQUIREMENTS OF TITLE 40, ARTICLE 8, SECTION 40-401, ARIZONA REVISED STATUTES, IT IS HEREIN REPORTED THAT THE GROSS OPERATING REVENUE OF SAID UTILITY DERIVED FROM ARIZONA INTRASTATE UTILITY OPERATIONS DURING THE CALENDAR YEAR WAS:

Arizona Intrastate Gross Operating Revenues Only (\$)

\$277,099

(The amount in the box above includes

\$16,843 in sales taxes
billed or collected)



signature of owner/official

928-925-2224

telephone no.

SUBSCRIBED AND SWORN TO BEFORE ME A NOTARY PUBLIC
IN AND FOR THE COUNTY Yavapai

THIS

23rd

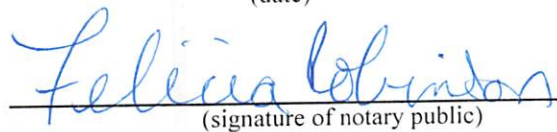
DAY OF

March, 2022
(month) and (year)

MY COMMISSION EXPIRES

3/12/25
(date)




(signature of notary public)

Verification and Sworn Statement (Residential Revenue)

Verification:

State of Arizona I, the undersigned of the
(state name)

County of (county name):

Yavapai

Name (owner or official) title:

JIM BRICKER

Company name:

Granite Oaks Water Users Association

DO SAY THAT THIS ANNUAL UTILITY PROPERTY TAX AND SALES TAX REPORT TO THE ARIZONA CORPORATION COMMISSION.

FOR THE YEAR ENDING: 12/31/21

HAS BEEN PREPARED UNDER MY DIRECTION, FROM THE ORIGINAL BOOKS, PAPERS AND RECORDS OF SAID UTILITY; THAT I HAVE CAREFULLY EXAMINED THE SAME, AND DECLARE THE SAME TO BE A COMPLETE AND CORRECT STATEMENT OF BUSINESS AND AFFAIRS OF SAID UTILITY FOR THE PERIOD COVERED BY THIS REPORT IN RESPECT TO EACH AND EVERY MATTER AND THING SET FORTH, TO THE BEST OF MY KNOWLEDGE, INFORMATION AND BELIEF.

Sworn Statement:

IN ACCORDANCE WITH THE REQUIREMENTS OF TITLE 40, ARTICLE 8, SECTION 40-401, ARIZONA REVISED STATUTES, IT IS HEREIN REPORTED THAT THE GROSS OPERATING REVENUE OF SAID UTILITY DERIVED FROM ARIZONA INTRASTATE UTILITY OPERATIONS RECEIVED FROM RESIDENTIAL CUSTOMERS DURING THE CALENDAR YEAR WAS:

Arizona Intrastate Gross Operating Revenues Only (\$)

\$277,099

(The amount in the box above includes

\$16,843 in sales taxes

billed or collected)



signature of owner/official

928-925-2224

telephone no.

SUBSCRIBED AND SWORN TO BEFORE ME A NOTARY PUBLIC
IN AND FOR THE COUNTY Yavapai

(county name)


THIS 23rd

DAY OF March, 2022

(month) and (year)

MY COMMISSION EXPIRES 3/12/25

(date)



(signature of notary public)

Full Gross-up Method for Income Tax Statement of Certification

Verification:

State of Arizona I, the undersigned of the
(state name)

County of (county name): Yavapai
Name (owner or official) title: JIM BRICKER
Company name: Granite Oaks Water Users Association

FOR THE YEAR ENDING: 12/31/21

Sworn Statement:

IN ACCORDANCE WITH THE REQUIREMENTS OF DECISION NO. 77084, BECAUSE THE UTILITY REQUIRES THE GROSS UP OF ADVANCES AND CONTRIBUTIONS, I HEREBY STATE THAT THE UTILITY HAS NOT INCURRED NOR IS EXPECTED TO INCUR A NET INCREASE IN CURRENT INCOME TAX EXPENSE OR A DECREASE IN DEFERRED TAX ASSET FOR A CARRY FORWARD ACCORDING TO GAAP IN AN AMOUNT EQUAL TO OR GREATER THAN THE AMOUNT OF THE REQUIRED GROSS UP PAID BY DEVELOPERS IN THE PERIOD COVERED BY THIS ANNUAL REPORT.

[Signature]
signature of owner/official

928-925-2224
telephone no.

SUBSCRIBED AND SWORN TO BEFORE ME A NOTARY PUBLIC
IN AND FOR THE COUNTY Yavapai
(county name)

THIS 23rd DAY OF March 2022
(month) and (year)

MY COMMISSION EXPIRES 3/12/25
(date)

[Signature]
(signature of notary public)

