

ANNUAL REPORT

Of

Company Name: **Granite Oaks Water Users Association**
PO Box 4947

Mailing Address: Chino Valley AZ
86323

Docket No.: W-02539A
For the Year Ended: 12/31/19

**RECEIVED
BY EMAIL**

6/15/2020 8:56 AM

ARIZONA CORPORATION COMMISSION
UTILITIES DIVISION

WATER UTILITY

To

Arizona Corporation Commission

Due on April 15th

Email: rdelafuente@azcc.gov, mail or deliver the completed Annual Report to:
Arizona Corporation Commission
Compliance Section - Utilities Division
1200 West Washington Street
Phoenix, Arizona 85007

Application Type: **Original Filing**
Application Date: 6/12/2020

ARIZONA CORPORATION COMMISSION
WATER UTILITY ANNUAL REPORT
Granite Oaks Water Users Association
A Class Utility

For the Calendar Year Ended: 12/31/19

Primary Address:
City: State: Zip Code:

Telephone Number:

Date of Original Organization of Utility:

Person to whom correspondence should be addressed concerning this report:

Name:
Telephone No. :
Address:
City: State: Zip Code:
Email:

On-Site Manager

Name:
Telephone No. :
Address:
City: State: Zip Code:
Email:

Name:
Telephone No. :
Address:
City: State: Zip Code:
Email:

Name:
Telephone No. :
Address:
City: State: Zip Code:
Email:

Name:
Telephone No. :
Address:
City: State: Zip Code:
Email:

Ownership:

Counties Served:

Important changes during the year

	For those companies not subject to the affiliated interest rules, has there been a change in ownership or direct control during the year?
	If yes, please provide specific details in the box below.

	Has the company been notified by any other regulatory authorities during the year, that they are out of compliance?
	If yes, please provide specific details in the box below.

Granite Oaks Water Users Association
 Annual Report
 Utility Plant in Service (Water)
 12/31/19

Utility Plant in Service (Water)							
Account No.	Description	Beginning Year Original Cost	Current Year Additions	Current Year Retirements	Adjusted Original Cost	Accumulated Depreciation	OCLD (OC less AD)
301	Organization	\$12,478			\$12,478	\$5,494	\$6,984
302	Franchises	0			0		0
303	Land and Land Rights	68,068			68,068		68,068
304	Structures and Improvements	97,970			97,970	35,226	62,744
305	Collecting & Improving Reservoirs	0			0		0
306	Lake, River, Canal Intakes	0			0		0
307	Wells and Springs	125,567	37,330		162,897	44,081	118,816
308	Infiltration Galleries	0			0		0
309	Supply Mains	0			0		0
310	Power Generation Equipment	74,116			74,116	8,893	65,223
311	Pumping Equipment	280,382	29,004		309,386	92,552	216,834
320	Water Treatment Equipment	8,266			8,266	3,367	4,899
320.1	Water Treatment Plants	0			0		0
320.2	Solution Chemical Feeders	0			0		0
320.3	Point-of-Use Treatment Devices	0			0		0
330	Distribution Reservoirs and Standpipes	0			0		0
330.1	Storage Tanks	27,440			27,440	12,076	15,364
330.2	Pressure Tanks	0			0		0
331	Transmission and Distribution Mains	729,369			729,369	284,799	444,570
333	Services	26,370			26,370	11,596	14,774
334	Meters and Meter Installations	18,790	119,857		138,647	7,347	131,300
335	Hydrants	87,640			87,640	23,540	64,100
336	Backflow Prevention Devices	0			0		0
339	Other Plant and Misc. Equipment	167,448			167,448	33,453	133,995
340	Office Furniture and Equipment	24,268			24,268	4,596	19,672
340.1	Computer & Software	0			0		0
341	Transportation Equipment	0			0		0
342	Stores Equipment	0			0		0
343	Tools, Shop and Garage Equipment	0			0		0
344	Laboratory Equipment	0			0		0
345	Power Operated Equipment	0			0		0
346	Communication Equipment	0			0		0
347	Miscellaneous Equipment	0			0		0
348	Other Tangible Plant	0			0		0
	Totals	\$1,748,172	\$186,190	\$0	\$1,934,362	\$567,020	\$1,367,342

Granite Oaks Water Users Association
 Annual Report
 Depreciation Expense for the Current Year (Water)
 12/31/19

Depreciation Expense for the Current Year (Water)									
Account No.	Description	Beginning Year Original Cost	Current Year Additions	Current Year Retirements	Adjusted Original Cost	Fully Depreciated/Non-depreciable Plant	Depreciable Plant	Depreciation Percentages	Depreciation Expense
301	Organization	\$12,478	\$0	\$0	\$12,478		\$12,478	2.00%	\$250
302	Franchises	0	0	0	0		0	2.00%	0
303	Land and Land Rights	68,068	0	0	68,068		68,068	0.00%	0
304	Structures and Improvements	97,970	0	0	97,970		97,970	2.00%	1,959
305	Collecting & Improving Reservoirs	0	0	0	0		0	2.00%	0
306	Lake, River, Canal Intakes	0	0	0	0		0	2.00%	0
307	Wells and Springs	125,567	37,330	0	162,897		162,897	2.00%	2,885
308	Infiltration Galleries	0	0	0	0		0	2.00%	0
309	Supply Mains	0	0	0	0		0	2.00%	0
310	Power Generation Equipment	74,116	0	0	74,116		74,116	2.00%	1,482
311	Pumping Equipment	280,382	29,004	0	309,386		309,386	2.00%	5,898
320	Water Treatment Equipment	8,266	0	0	8,266		8,266	2.00%	165
320.1	Water Treatment Plants	0	0	0	0		0	2.00%	0
320.2	Solution Chemical Feeders	0	0	0	0		0	2.00%	0
320.3	Point-of-Use Treatment Devices	0	0	0	0		0	2.00%	0
330	Distribution Reservoirs and Standpipes	0	0	0	0		0	2.00%	0
330.1	Storage Tanks	27,440	0	0	27,440		27,440	2.00%	549
330.2	Pressure Tanks	0	0	0	0		0	2.00%	0
331	Transmission and Distribution Mains	729,369	0	0	729,369		729,369	2.00%	14,587
333	Services	26,370	0	0	26,370		26,370	2.00%	527
334	Meters and Meter Installations	18,790	119,857	0	138,647		138,647	2.00%	1,574
335	Hydrants	87,640	0	0	87,640		87,640	2.00%	1,753
336	Backflow Prevention Devices	0	0	0	0		0	2.00%	0
339	Other Plant and Misc. Equipment	167,448	0	0	167,448		167,448	2.00%	3,349
340	Office Furniture and Equipment	24,268	0	0	24,268		24,268	2.00%	485
340.1	Computer & Software	0	0	0	0		0	2.00%	0
341	Transportation Equipment	0	0	0	0		0	2.00%	0
342	Stores Equipment	0	0	0	0		0	2.00%	0
343	Tools, Shop and Garage Equipment	0	0	0	0		0	2.00%	0
344	Laboratory Equipment	0	0	0	0		0	2.00%	0
345	Power Operated Equipment	0	0	0	0		0	2.00%	0
346	Communication Equipment	0	0	0	0		0	2.00%	0
347	Miscellaneous Equipment	0	0	0	0		0	2.00%	0
348	Other Tangible Plant	0	0	0	0		0	2.00%	0
	Subtotal	\$1,748,172	\$186,190	\$0	\$1,934,362	\$0	\$1,934,362		\$35,464

Contribution(s) in Aid of Construction (Gross)
 Less: Non Amortizable Contribution(s)
 Fully Amortized Contribution(s)
 Amortizable Contribution(s)
 Times: Proposed Amortization Rate
 Amortization of CIAC

\$0
 1.83%
 \$0

Less: Amortization of CIAC

DEPRECIATION EXPENSE

Granite Oaks Water Users Association
 Annual Report
 Balance Sheet Assets
 12/31/19

Balance Sheet Assets				
	Assets		Balance at Beginning of Year (2019)	Balance at End of Year (2019)
Account No.	Current and Accrued Assets			
131	Cash		\$252,604	\$177,943
134	Working Funds			
135	Temporary Cash Investments			
141	Customer Accounts Receivable		10,459	12,823
146	Notes Receivable from Associated Companies			
151	Plant Material and Supplies			
162	Prepayments			
174	Miscellaneous Current and Accrued Assets			
	Total Current and Accrued Assets		\$263,063	\$190,766
Account No.	Fixed Assets			
101	Utility Plant in Service*		\$1,748,172	\$1,934,362
103	Property Held for Future Use			
105	Construction Work in Progress		137,557	0
108	Accumulated Depreciation (enter as negative)*		(531,557)	(567,020)
121	Non-Utility Property			
122	Accumulated Depreciation - Non Utility			
	Total Fixed Assets		\$1,354,172	\$1,367,342
	Total Assets		\$1,617,235	\$1,558,109

*Note these items feed automatically from AR3 UPIS Page 4

Granite Oaks Water Users Association
Annual Report
Balance Sheet Liabilities and Owners Equity

Balance Sheet Liabilities and Owners Equity				
	Liabilities		Balance at Beginning of Year (2019)	Balance at End of Year (2019)
Account No.	Current Liabilities			
231	Accounts Payable		\$808	
232	Notes Payable (Current Portion)			
234	Notes Payable to Associated Companies			
235	Customer Deposits			
236	Accrued Taxes			2,019
237	Accrued Interest			
242	Miscellaneous Current and Accrued Liabilities			
	Total Current Liabilities		\$808	\$2,019
	Long Term Debt			
224	Long Term Debt (Notes and Bonds)			
	Deferred Credits			
251	Unamortized Premium on Debt			
252	Advances in Aid of Construction		2,863	3,068
255	Accumulated Deferred Investment Tax Credits			
271	Contributions in Aid of Construction		618,459	618,459
272	Less: Amortization of Contributions		(286,554)	(298,923)
281	Accumulated Deferred Income Tax			
	Total Deferred Credits		\$334,768	\$322,604
	Total Liabilities		\$335,576	\$324,623
	Capital Accounts			
201	Common Stock Issued			
211	Other Paid-In Capital			
215	Retained Earnings			
218	Proprietary Capital (Sole Props and Partnerships)		1,281,659	1,233,486
	Total Capital		\$1,281,659	\$1,233,486
	Total Liabilities and Capital		\$1,617,235	\$1,558,109

Note: Total liabilities and Capital must match total assets for the beginning and end of the year!

Granite Oaks Water Users Association
Annual Report
Water Comparative Income Statement
12/31/19

Water Comparative Income Statement			
Account No.	Calendar Year	Current Year 01/01/2019 - 12/31/2019	Last Year 01/01/2018 - 12/31/2018
	Operating Revenue		
461	Metered Water Revenue	\$225,104	\$220,760
460	Unmetered Water Revenue		
462	Fire Protection Revenue		
469	Guaranteed Revenues (Surcharges)		
471	Miscellaneous Service Revenues		
474	Other Water Revenue	1,600	1,220
	Total Revenues	\$226,704	\$221,980
	Operating Expenses		
601	Salaries and Wages		\$13,069
604	Employee Pensions and Benefits		
610	Purchased Water		
615	Purchased Power	27,602	31,573
618	Chemicals	1,234	1,186
620	Materials and Supplies		
620.1	Repairs and Maintenance	29,944	41,694
620.2	Office Supplies and Expense	10,663	12,195
630	Contractual Services		57,074
631	Contractual Services - Engineering		
632	Contractual Services - Accounting	36,743	30,939
633	Contractual Services - Legal		
634	Contractual Services - Management Fees	71,054	
635	Contractual Services - Water Testing	2,766	0
636	Contractual Services - Other	14,273	4,732
640	Rents		
641	Rental of Building/Real Property		
642	Rental of Equipment		
650	Transportation Expenses		
657	Insurance - General Liability	7,863	7,580
657.1	Insurance - Health and Life		
665	Regulatory Commission Expense - Rate		
670	Bad Debt Expense	66	77
675	Miscellaneous Expense	1,804	0
403	Depreciation Expense (From Schedule AR4)	23,294	21,663
408	Taxes Other Than Income		
408.11	Property Taxes	8,257	8,266
409	Income Taxes		
427.1	Customer Security Deposit Interest		
	Total Operating Expenses	\$235,563	\$230,048
	Operating Income / (Loss)	(\$8,859)	(\$8,068)
	Other Income / (Expense)		
419	Interest and Dividend Income	\$2,587	\$4,310
421	Non-Utility Income	479	124
426	Miscellaneous Non-Utility (Expense)		
427	Interest (Expense)		
	Total Other Income / (Expense)	\$3,067	\$4,434
	Net Income / (Loss)	(\$5,793)	(\$3,634)

Full time equivalent employees

	Direct Company	Allocated	Outside service	Total
President	0.0	0.0	0.0	0.0
Vice-president	0.0	0.0	0.0	0.0
Manager	2.0	0.0	0.0	2.0
Engineering Staff	0.0	0.0	0.0	0.0
System Operator(s)	0.0	0.0	2.0	2.0
Meter reader	0.0	0.0	1.0	1.0
Customer Service	0.0	0.0	3.0	3.0
Accounting	0.0	0.0	1.0	1.0
Business Office	0.0	0.0	1.0	1.0
Rates Department	0.0	0.0	0.0	0.0
Administrative Staff	0.0	0.0	0.0	0.0
Other	0.0	0.0	0.0	0.0
Total	2.0	0.0	8.0	10.0

Granite Oaks Water Users Association
 Annual Report
 Supplemental Financial Data (Long-Term Debt)
 12/31/19

Supplemental Financial Data (Long-Term Debt)				
	Loan #1	Loan #2	Loan #3	Loan #4
Date Issued	n/a	n/a	n/a	n/a
Source of Loan	n/a	n/a	n/a	n/a
ACC Decision No.	n/a	n/a	n/a	n/a
Reason for Loan	n/a	n/a	n/a	n/a
Dollar Amt. Issued	n/a	n/a	n/a	n/a
Amount Outstanding	n/a	n/a	n/a	n/a
Date of Maturity	n/a	n/a	n/a	n/a
Interest Rate	n/a	n/a	n/a	n/a
Current Year Interest	n/a	n/a	n/a	n/a
Current Year Principal	n/a	n/a	n/a	n/a

Meter Deposit Balance at Test Year End:	\$3,068
---	---------

Meter Deposits Refunded During the Test Year:	\$300
---	-------

List all bonds, notes, loans, and other types of indebtedness in which the proceeds were used in the provision of public utility service. Indebtedness incurred for personal uses by the owner of the utility should not be listed. Input 0 or none if there is nothing to report for that cell.

Well and Water Usage

Well and Water Usage												
Name of the System:		GRANITE OAKS WATER USERS ASSOC										
ADEQ Public Water System Number:		AZ0413155										
ADWR PCC Number:		91-000675.0000										
Well registry 55# (55-XXXXXX):	Pump Horsepower	Pump Yield (gpm)	Casing Depth (feet)	Casing Diameter (inches)	Pump Motor Type **	Year Drilled	Water level 2010	Water level 2019	Meter Size (inches)	How measured:	Active	
55-524070	15	60	510	10	submersible	1989			3	Metered	Yes	
55-601103	50	300	643	14	submersible	1962			4	Metered	Yes	
55-588634	50	300	574	14	submersible	2003			4	Metered	Yes	
N/A	N/A	N/A	N/A	N/A	N/A	N/A	N/A	N/A	N/A	N/A	N/A	
N/A	N/A	N/A	N/A	N/A	N/A	N/A	N/A	N/A	N/A	N/A	N/A	
N/A	N/A	N/A	N/A	N/A	N/A	N/A	N/A	N/A	N/A	N/A	N/A	
N/A	N/A	N/A	N/A	N/A	N/A	N/A	N/A	N/A	N/A	N/A	N/A	
N/A	N/A	N/A	N/A	N/A	N/A	N/A	N/A	N/A	N/A	N/A	N/A	
N/A	N/A	N/A	N/A	N/A	N/A	N/A	N/A	N/A	N/A	N/A	N/A	
N/A	N/A	N/A	N/A	N/A	N/A	N/A	N/A	N/A	N/A	N/A	N/A	
N/A	N/A	N/A	N/A	N/A	N/A	N/A	N/A	N/A	N/A	N/A	N/A	
N/A	N/A	N/A	N/A	N/A	N/A	N/A	N/A	N/A	N/A	N/A	N/A	
N/A	N/A	N/A	N/A	N/A	N/A	N/A	N/A	N/A	N/A	N/A	N/A	
N/A	N/A	N/A	N/A	N/A	N/A	N/A	N/A	N/A	N/A	N/A	N/A	
N/A	N/A	N/A	N/A	N/A	N/A	N/A	N/A	N/A	N/A	N/A	N/A	
N/A	N/A	N/A	N/A	N/A	N/A	N/A	N/A	N/A	N/A	N/A	N/A	
N/A	N/A	N/A	N/A	N/A	N/A	N/A	N/A	N/A	N/A	N/A	N/A	
N/A	N/A	N/A	N/A	N/A	N/A	N/A	N/A	N/A	N/A	N/A	N/A	
N/A	N/A	N/A	N/A	N/A	N/A	N/A	N/A	N/A	N/A	N/A	N/A	
N/A	N/A	N/A	N/A	N/A	N/A	N/A	N/A	N/A	N/A	N/A	N/A	
N/A	N/A	N/A	N/A	N/A	N/A	N/A	N/A	N/A	N/A	N/A	N/A	
N/A	N/A	N/A	N/A	N/A	N/A	N/A	N/A	N/A	N/A	N/A	N/A	
N/A	N/A	N/A	N/A	N/A	N/A	N/A	N/A	N/A	N/A	N/A	N/A	

Name of system water delivered to:	GRANITE OAKS WATER USERS ASSOC
ADWR PCC Number:	91-000675.0000
Source of water delivered to another system	Ground Water
Name of system water received from:	
ADWR PCC Number:	
Source of water received	
Well registry 55# (55-XXXXXX):	

Month	Water withdrawn (gallons) ¹	Water sold (gallons) ²	Water delivered (sold) to other systems (gallons) ³	Water received (purchased) from other systems (gallons) ⁴	Estimated authorized use (gallons) ⁵	Purchased Power Expense ⁶	Purchased Power (kWh) ⁷
January	3,012,692	2,692,880				\$1,781	
February	2,361,444	2,062,560				1,570	
March	2,387,109	2,124,240				1,551	
April	5,276,835	5,013,050				2,252	
May	5,408,529	5,283,010				2,485	
June	7,298,273	7,173,530				2,571	
July	9,688,841	9,645,460				3,556	
August	7,253,358	7,095,180				2,943	
September	8,534,531	8,443,990				3,319	
October	5,676,535	5,569,180				2,592	
November	3,532,051	3,379,350				2,040	
December	2,380,511	2,274,627				942	
Totals	62,810,709	60,757,057	0	0.00	0.00	\$27,602	0
			2,053,652	0.032695889			

If applicable, in the space below please provide a description for all un-metered water use along with amounts:

1 Water withdrawn - Total gallons of water withdrawn from pumped sources.
 2 Water sold - Total gallons from customer meters, and other sales such as construction water.
 3 Water delivered (sold) to other systems - Total gallons of water delivered to other systems.
 4 Water received (purchased) from other systems - Total gallons of water purchased/received from other systems.
 5 Estimated authorized use - Total estimated gallons from authorized metered or unmetered use. Authorized uses such as flushing (mains, services and hydrants) draining/cleaning tanks, process, construction, fire fighting, etc. Non-authorized use (real losses) are service line breaks and leaks, water main breaks, meter inaccuracies and theft.
 6 Enter the total purchased power costs for the power meters associated with this system.
 7 Enter the total purchased kWh used by the power meters associated with this system.

Water Utility Plant Description			
Name of the System:	GRANITE OAKS WATER USERS ASSOC		
ADEQ Public Water System Number:	AZ0413155		
ADWR PCC Number:	91-000675.0000		

MAINS		
Sizes (inches)	Material	Length (feet)
4.00	PVC/C900	5,850
6.00	PVC/C900	57,997
8.00	PVC/C900	4,532
NA	NA	0
NA	NA	0
NA	NA	0
NA	NA	0
NA	NA	0
NA	NA	0
NA	NA	0
NA	NA	0
NA	NA	0
NA	NA	0
NA	NA	0
NA	NA	0
NA	NA	0
NA	NA	0
NA	NA	0

SERVICE LINES			
Material	Percent of system	Year installed	
NA	NA	NA	NA
NA	NA	NA	NA
NA	NA	NA	NA
NA	NA	NA	NA
NA	NA	NA	NA

BOOSTER PUMPS			
Horsepower	GPM	Quantity	
15	230	2	
25	450	2	
NA	NA	NA	
NA	NA	NA	

STORAGE TANKS			
Capacity (gallons)	Material	Quantity	Year installed
100,000	METAL	1	
84,000	METAL	1	
NA	NA	NA	NA
NA	NA	NA	NA
NA	NA	NA	NA
NA	NA	NA	NA

CUSTOMER METERS			
Size (inches)	Quantity	Percent over 1,00,000 gallons	Percent over 10 years old
5/8 X 3/4	455		
0.75	1		
1	11		
2	1		

FIRE HYDRANTS	
Type	Quantity
Standard *	55
Other	0

PRESSURE/BLADDER TANKS			
Capacity (gallons)	Material	Quantity	Year installed
NA	NA	NA	
NA	NA	NA	
NA	NA	NA	
NA	NA	NA	
NA	NA	NA	
NA	NA	NA	
NA	NA	NA	

* A standard fire hydrant has two 2.5 inch hose connection nozzles with 7.5 threads per inch, and one 4.5 inch pumper connection nozzle with 4 threads per inch.

Water Utility Plant Description (Continued)
--

For the following three items, list the utility owned assets in each category for each system.

TREATMENT EQUIPMENT:	UTILITY PLANT, PUMPS AND INFRASTRUCTURES
-----------------------------	--

STRUCTURES:	PUMP HOUSES, FENCING AND LANDSCAPING
--------------------	--------------------------------------

OTHER:	HAND HELD METERS, GENERATORS AND OTHER CAPITALS EQUIPMENT
---------------	---

Provide a calculation used to determine the value of one water equivalent residential connection (ERC).

Use one of the following methods:

- (a) If actual flow data are available from the preceding 12 months, divide the total annual single family residence (SFR) gallons sold by the average number of single family residence customers for the same period and divide the result by 365
- (b) If no historical flow data are available, use:
 $ERC = (\text{Total SFR gallons sold (Omit 000)} / 365 \text{ days} / 350 \text{ gallons per day})$

ERC

Method used:

Customer and Other Information	
Name of the System:	GRANITE OAKS WATER USERS ASSOC
ADEQ Public Water System Number:	AZ0413155
ADWR PCC Number:	91-000675.0000

Month	Number of Customers				Other Non-Residential
	Single-Family	Multi-Family	Commercial	Turf/Irrigation	
January	469				
February	475				
March	463				
April	471				
May	472				
June	469				
July	467				
August	467				
September	468				
October	467				
November	465				
December	471				

If the system has fire hydrants, what is the fire flow requirements? GPM for hrs.

Does the system have chlorination treatment?

Does the Company have an ADWR Gallons Per Capita Per Day (GCPCPD) requirement?
 If yes, provide the GPCPD amount:

Is the Water Utility located in an ADWR Active Management Area (AMA)?
 If yes, which AMA?

What is the present system connection capacity (in ERCs *) using existing lines?

What is the future system connection capacity (in ERCs *) upon service area buildout?

Describe any plans and estimated completion dates for any enlargements or improvements of this system.

* an ERC is based on the calculation on the bottom of AR9 page 12.

Granite Oaks Water Users Association
 Annual Report
 Utility Shutoffs / Disconnects
 12/31/19

Utility Shutoffs / Disconnects	
Name of the System:	GRANITE OAKS WATER USERS ASSOC
ADEQ Public Water System Number:	AZ0413155
ADWR PCC Number:	91-000675.0000

Month	Termination without Notice R14-2-410.B	Termination with Notice R14-2-410.C	Other
January	n/a	n/a	n/a
February	n/a	1	n/a
March	n/a	1	n/a
April	n/a	n/a	n/a
May	n/a	n/a	n/a
June	n/a	n/a	n/a
July	n/a	n/a	n/a
August	n/a	n/a	n/a
September	n/a	n/a	n/a
October	n/a	n/a	n/a
November	n/a	n/a	n/a
December	n/a	n/a	n/a
Total	n/a	n/a	n/a

Other (description):

Instructions: Fill out the Grey Cells with the relevant information. Input 0 or none if there is nothing recorded in that account or there is no applicable information to report.

Property Taxes	
Amount of actual property taxes paid during Calendar Year 2019 was	\$8,257

If no property taxes paid, explain why.

Instructions: Fill out the Grey Cells with the relevant information. Input 0 or none if there is nothing recorded in that account or there is no applicable information to report.

RECEIVED
BY EMAIL

6/11/2020 3:49 PM
ARIZONA CORPORATION COMMISSION
UTILITIES DIVISION

Verification and Sworn Statement (Taxes)

Verification: State of Arizona I, the undersigned of the
(state name)

County of (county name): Yavapai
Name (owner or official) title: James Bicker
Company name: Granite Oaks Water Users Association

DO SAY THAT THIS ANNUAL UTILITY PROPERTY TAX AND SALES TAX REPORT TO THE ARIZONA CORPORATION COMMISSION.

FOR THE YEAR ENDING: 12/31/19

HAS BEEN PREPARED UNDER MY DIRECTION, FROM THE ORIGINAL BOOKS, PAPERS AND RECORDS OF SAID UTILITY; THAT I HAVE CAREFULLY EXAMINED THE SAME, AND DECLARE THE SAME TO BE A COMPLETE AND CORRECT STATEMENT OF BUSINESS AND AFFAIRS OF SAID UTILITY FOR THE PERIOD COVERED BY THIS REPORT IN RESPECT TO EACH AND EVERY MATTER AND THING SET FORTH, TO THE BEST OF MY KNOWLEDGE, INFORMATION AND BELIEF.

Sworn Statement:



signature of owner/official

928-925-2224

telephone no.

SUBSCRIBED AND SWORN TO BEFORE ME A NOTARY PUBLIC
IN AND FOR THE COUNTY

THIS

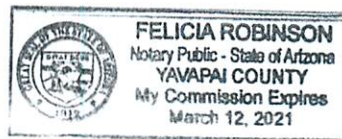
11th

DAY OF

Yavapai
(county name)
June 2020
(month) and (year)

MY COMMISSION EXPIRES

March 12, 2021
(date)



Felicia Robinson
(signature of notary public)

Verification and Sworn Statement

Verification:

State of Arizona I, the undersigned of the
(state name)

County of (county name): Yavapai
Name (owner or official) title: James Bicker
Company name: Granite Oaks Water Users Association

DO SAY THAT THIS ANNUAL UTILITY PROPERTY TAX AND SALES TAX REPORT TO THE ARIZONA CORPORATION COMMISSION.

FOR THE YEAR ENDING: 12/31/19

HAS BEEN PREPARED UNDER MY DIRECTION, FROM THE ORIGINAL BOOKS, PAPERS AND RECORDS OF SAID UTILITY; THAT I HAVE CAREFULLY EXAMINED THE SAME, AND DECLARE THE SAME TO BE A COMPLETE AND CORRECT STATEMENT OF BUSINESS AND AFFAIRS OF SAID UTILITY FOR THE PERIOD COVERED BY THIS REPORT IN RESPECT TO EACH AND EVERY MATTER AND THING SET FORTH, TO THE BEST OF MY KNOWLEDGE, INFORMATION AND BELIEF.

Sworn Statement: IN ACCORDANCE WITH THE REQUIREMENTS OF TITLE 40, ARTICLE 8, SECTION 40-401, ARIZONA REVISED STATUTES, IT IS HEREIN REPORTED THAT THE GROSS OPERATING REVENUE OF SAID UTILITY DERIVED FROM ARIZONA INTRASTATE UTILITY OPERATIONS DURING THE CALENDAR YEAR WAS:

Arizona Intrastate Gross Operating Revenues Only (\$)

\$240,628

(The amount in the box above includes

\$14,388 in sales taxes billed or collected)

RECEIVED
BY EMAIL

6/11/2020 3:49 PM

ARIZONA CORPORATION COMMISSION
UTILITIES DIVISION

[Signature]

signature of owner/official

928-925-2224

telephone no.

SUBSCRIBED AND SWORN TO BEFORE ME A NOTARY PUBLIC
IN AND FOR THE COUNTY

THIS

11th

DAY OF

Yavapai


(county name)

June 2020
(month) and (year)

MY COMMISSION EXPIRES

March 12, 2021

(date)



[Signature]

(signature of notary public)

Verification and Sworn Statement (Residential Revenue)

Verification:

State of Arizona I, the undersigned of the
(state name)

County of (county name): Yavapai
Name (owner or official) title: James Bicker
Company name: Granite Oaks Water Users Association

DO SAY THAT THIS ANNUAL UTILITY PROPERTY TAX AND SALES TAX REPORT TO THE ARIZONA CORPORATION COMMISSION.

FOR THE YEAR ENDING: 12/31/19

HAS BEEN PREPARED UNDER MY DIRECTION, FROM THE ORIGINAL BOOKS, PAPERS AND RECORDS OF SAID UTILITY; THAT I HAVE CAREFULLY EXAMINED THE SAME, AND DECLARE THE SAME TO BE A COMPLETE AND CORRECT STATEMENT OF BUSINESS AND AFFAIRS OF SAID UTILITY FOR THE PERIOD COVERED BY THIS REPORT IN RESPECT TO EACH AND EVERY MATTER AND THING SET FORTH, TO THE BEST OF MY KNOWLEDGE, INFORMATION AND BELIEF.

Sworn Statement:

IN ACCORDANCE WITH THE REQUIREMENTS OF TITLE 40, ARTICLE 8, SECTION 40-401, ARIZONA REVISED STATUTES, IT IS HEREIN REPORTED THAT THE GROSS OPERATING REVENUE OF SAID UTILITY DERIVED FROM ARIZONA INTRASTATE UTILITY OPERATIONS RECEIVED FROM RESIDENTIAL CUSTOMERS DURING THE CALENDAR YEAR WAS:

Arizona Intrastate Gross Operating Revenues Only (\$)

\$240,628

(The amount in the box above includes

\$14,388 in sales taxes
billed or collected)

**RECEIVED
BY EMAIL**

6/11/2020 3:49 PM

ARIZONA CORPORATION COMMISSION
UTILITIES DIVISION

[Signature]
signature of owner/official

928-925-2224
telephone no.

SUBSCRIBED AND SWORN TO BEFORE ME A NOTARY PUBLIC
IN AND FOR THE COUNTY

Yavapai
(county name)

THIS


11th

DAY OF

June 2020
(month) and (year)

MY COMMISSION EXPIRES

March 12, 2021
(date)



[Signature]
(signature of notary public)

Full Gross-up Method for Income Tax Statement of Certification

Verification:

State of Arizona I, the undersigned of the
(state name)

County of (county name): Yavapai
Name (owner or official) title: James Bicker
Company name: Granite Oaks Water Users Association

FOR THE YEAR ENDING: 12/31/19

Sworn Statement:

IN ACCORDANCE WITH THE REQUIREMENTS OF DECISION NO. 77084, BECAUSE THE UTILITY REQUIRES THE GROSS UP OF ADVANCES AND CONTRIBUTIONS, I HEREBY STATE THAT THE UTILITY HAS NOT INCURRED NOR IS EXPECTED TO INCUR A NET INCREASE IN CURRENT INCOME TAX EXPENSE OR A DECREASE IN DEFERRED TAX ASSET FOR A CARRY FORWARD ACCORDING TO GAAP IN AN AMOUNT EQUAL TO OR GREATER THAN THE AMOUNT OF THE REQUIRED GROSS UP PAID BY DEVELOPERS IN THE PERIOD COVERED BY THIS ANNUAL REPORT.

**RECEIVED
BY EMAIL**

6/11/2020 3:49 PM
ARIZONA CORPORATION COMMISSION
UTILITIES DIVISION



signature of owner/official

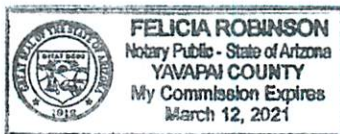
928-925-2224
telephone no.

SUBSCRIBED AND SWORN TO BEFORE ME A NOTARY PUBLIC
IN AND FOR THE COUNTY

Yavapai
(county name)

THIS 11th DAY OF June 2020
(month) and (year)

MY COMMISSION EXPIRES March 12, 2021
(date)


(signature of notary public)