

ANNUAL REPORT

Of

Company Name:
PO Box 5122

Mailing Address: Greenehaven AZ
86040-5122

RECEIVED BY EMAIL
5/15/2023 3:06 PM
ARIZONA CORPORATION COMMISSION
UTILITIES DIVISION

Docket No.: W-02325A
For the Year Ended:

WATER UTILITY

To

Arizona Corporation Commission

Due on April 15th

Email: Util-Compliance@azcc.gov, mail or deliver the completed Annual Report to:
Arizona Corporation Commission
Compliance Section - Utilities Division
1200 West Washington Street
Phoenix, Arizona 85007

Application Type:
Application Date:

ARIZONA CORPORATION COMMISSION
WATER UTILITY ANNUAL REPORT
Greenehaven Water Company, Inc.
A Class **E** Utility

For the Calendar Year Ended: 12/31/22

Primary Address:

PO BOX 85160		
City: TUCSON	State: ARIZONA	Zip Code: 85754

Telephone Number:

520-623-5172

Date of Original Organization of Utility:

12/27/1977

Person to whom correspondence should be addressed concerning this report:

Name:

DORINDA CHACON

Telephone No. :

520-623-5172

Address:

PO BOX 85160		
City: TUCSON	State: ARIZONA	Zip Code: 85754

Email:

INFO@SOUTHWESTERNUTILITY.COM

--

Name:

--

Telephone No. :

--

Address:

--

City:

--

 State:

--

 Zip Code:

--

Email:

--

--

Name:

--

Telephone No. :

--

Address:

--

City:

--

 State:

--

 Zip Code:

--

Email:

--

--

Name:

--

Telephone No. :

--

Address:

--

City:

--

 State:

--

 Zip Code:

--

Email:

--

--

Name:

--

Telephone No. :

--

Address:

--

City:

--

 State:

--

 Zip Code:

--

Email:

--

Ownership:

"C" Corporation

Counties Served:

Coconino

Important changes during the year

No	For those companies not subject to the affiliated interest rules, has there been a change in ownership or direct control during the year?
	If yes, please provide specific details in the box below.
	NA

NO	Has the company been notified by any other regulatory authorities during the year, that they are out of compliance?
	If yes, please provide specific details in the box below.
	NA

Utility Plant in Service (Water)							
Account No.	Description	Beginning Year Original Cost	Current Year Additions	Current Year Retirements	Adjusted Original Cost	Accumulated Depreciation	OCLD (OC less AD)
301	Organization	\$0	\$0	\$0	\$0	\$0	\$0
302	Franchises	0	0	0	0	0	0
303	Land and Land Rights	890	0	0	890	890	0
304	Structures and Improvements	2,117	0	0	2,117	387	1,730
305	Collecting & Improving Reservoirs	0	0	0	0	0	0
306	Lake, River, Canal Intakes	0	0	0	0	0	0
307	Wells and Springs	22,499	0	0	22,499	19,319	3,180
308	Infiltration Galleries	0	0	0	0	0	0
309	Supply Mains	0	0	0	0	0	0
310	Power Generation Equipment	0	0	0	0	0	0
311	Pumping Equipment	100,872	0	0	100,872	74,610	26,262
320	Water Treatment Equipment	0	0	0	0	0	0
320.1	Water Treatment Plants	0	0	0	0	0	0
320.2	Solution Chemical Feeders	0	0	0	0	0	0
320.3	Point-of-Use Treatment Devices	0	0	0	0	0	0
330	Distribution Reservoirs and Standpipes	0	0	0	0	0	0
330.1	Storage Tanks	61,343	0	0	61,343	59,425	1,918
330.2	Pressure Tanks	0	0	0	0	0	0
331	Transmission and Distribution Mains	490,723	0	0	490,723	352,276	138,447
333	Services	118,781	0	0	118,781	84,461	34,320
334	Meters and Meter Installations	23,505	0	0	23,505	9,044	14,461
335	Hydrants	121,231	0	0	121,231	75,610	45,621
336	Backflow Prevention Devices	0	0	0	0	0	0
339	Other Plant and Misc. Equipment	0	0	0	0	0	0
340	Office Furniture and Equipment	0	0	0	0	0	0
340.1	Computer & Software	0	0	0	0	0	0
341	Transportation Equipment	0	0	0	0	0	0
342	Stores Equipment	0	0	0	0	0	0
343	Tools, Shop and Garage Equipment	0	0	0	0	0	0
344	Laboratory Equipment	0	0	0	0	0	0
345	Power Operated Equipment	690	0	0	690	690	0
346	Communication Equipment	0	0	0	0	0	0
347	Miscellaneous Equipment	0	0	0	0	0	0
348	Other Tangible Plant	0	0	0	0	0	0
	Totals	\$942,651	\$0	\$0	\$942,651	\$676,712	\$265,939

Greenehaven Water Company, Inc.
Annual Report
Depreciation Expense for the Current Year (Water)
12/31/22

Depreciation Expense for the Current Year (Water)									
Account No.	Description	Beginning Year Original Cost	Current Year Additions	Current Year Retirements	Adjusted Original Cost	Fully Depreciated/Non-depreciable Plant	Depreciable Plant	Depreciation Percentages	Depreciation Expense
301	Organization	\$0	\$0	\$0	\$0	\$0	\$0	0.00%	\$0
302	Franchises	0	0	0	0	0	0	0.00%	0
303	Land and Land Rights	890	0	0	890	890	0	0.00%	0
304	Structures and Improvements	2,117	0	0	2,117	0	2,117	3.33%	70
305	Collecting & Improving Reservoirs	0	0	0	0	0	0	0.00%	0
306	Lake, River, Canal Intakes	0	0	0	0	0	0	0.00%	0
307	Wells and Springs	22,499	0	0	22,499	18,932	3,567	3.33%	119
308	Infiltration Galleries	0	0	0	0	0	0	0.00%	0
309	Supply Mains	0	0	0	0	0	0	0.00%	0
310	Power Generation Equipment	0	0	0	0	0	0	0.00%	0
311	Pumping Equipment	100,872	0	0	100,872	30,529	70,343	12.50%	8,793
320	Water Treatment Equipment	0	0	0	0	0	0	0.00%	0
320.1	Water Treatment Plants	0	0	0	0	0	0	0.00%	0
320.2	Solution Chemical Feeders	0	0	0	0	0	0	0.00%	0
320.3	Point-of-Use Treatment Devices	0	0	0	0	0	0	0.00%	0
330	Distribution Reservoirs and Standpipes	0	0	0	0	0	0	0.00%	0
330.1	Storage Tanks	61,343	0	0	61,343	58,944	2,399	2.22%	53
330.2	Pressure Tanks	0	0	0	0	0	0	0.00%	0
331	Transmission and Distribution Mains	490,723	0	0	490,723	123,995	366,728	2.00%	7,335
333	Services	118,781	0	0	118,781	0	118,781	3.33%	3,955
334	Meters and Meter Installations	23,505	0	0	23,505	2,081	21,424	8.33%	1,785
335	Hydrants	121,231	0	0	121,231	3,074	118,157	2.00%	2,363
336	Backflow Prevention Devices	0	0	0	0	0	0	0.00%	0
339	Other Plant and Misc. Equipment	0	0	0	0	0	0	0.00%	0
340	Office Furniture and Equipment	0	0	0	0	0	0	0.00%	0
340.1	Computer & Software	0	0	0	0	0	0	0.00%	0
341	Transportation Equipment	0	0	0	0	0	0	0.00%	0
342	Stores Equipment	0	0	0	0	0	0	0.00%	0
343	Tools, Shop and Garage Equipment	0	0	0	0	0	0	0.00%	0
344	Laboratory Equipment	0	0	0	0	0	0	0.00%	0
345	Power Operated Equipment	690	0	0	690	690	0	0.00%	0
346	Communication Equipment	0	0	0	0	0	0	0.00%	0
347	Miscellaneous Equipment	0	0	0	0	0	0	0.00%	0
348	Other Tangible Plant	0	0	0	0	0	0	0.00%	0
	Subtotal	\$942,651	\$0	\$0	\$942,651	\$239,135	\$703,516		\$24,473

Contribution(s) in Aid of Construction (Gross)	\$602,567
Less: Non Amortizable Contribution(s)	0
Fully Amortized Contribution(s)	0
Amortizable Contribution(s)	\$602,567
Times: Proposed Amortization Rate	2.26%
Amortization of CIAC	\$13,618

Less: Amortization of CIAC **\$13,618**

DEPRECIATION EXPENSE \$10,855

Greenehaven Water Company, Inc.
Annual Report
Balance Sheet Assets
12/31/22

Balance Sheet Assets				
	Assets		Balance at Beginning of Year (2022)	Balance at End of Year (2022)
Account No.	Current and Accrued Assets			
131	Cash		\$7,605	\$15,153
134	Working Funds		0	0
135	Temporary Cash Investments		0	0
141	Customer Accounts Receivable		(1,662)	(749)
146	Notes Receivable from Associated Companies		0	0
151	Plant Material and Supplies		0	0
162	Prepayments		0	0
174	Miscellaneous Current and Accrued Assets		0	0
	Total Current and Accrued Assets		\$5,943	\$14,404
Account No.	Fixed Assets			
101	Utility Plant in Service*		\$942,651	\$942,651
103	Property Held for Future Use		0	0
105	Construction Work in Progress		0	0
108	Accumulated Depreciation (enter as negative)*		(652,239)	(676,712)
121	Non-Utility Property		0	0
122	Accumulated Depreciation - Non Utility		0	0
	Total Fixed Assets		\$290,412	\$265,939
	Total Assets		\$296,355	\$280,343

*Note these items feed automatically from AR3 UPIS Page 4

Greenehaven Water Company, Inc.
Annual Report
Balance Sheet Liabilities and Owners Equity

Balance Sheet Liabilities and Owners Equity				
	Liabilities		Balance at Beginning of Year (2022)	Balance at End of Year (2022)
Account No.	Current Liabilities			
231	Accounts Payable		\$966	\$2,006
232	Notes Payable (Current Portion)		10,000	10,000
234	Notes Payable to Associated Companies		0	867
235	Customer Deposits		6,875	7,598
236	Accrued Taxes		2,595	438
237	Accrued Interest		0	0
242	Miscellaneous Current and Accrued Liabilities		126	0
	Total Current Liabilities		\$20,562	\$20,909
	Long Term Debt			
224	Long Term Debt (Notes and Bonds)		\$0	\$0
	Deferred Credits			
251	Unamortized Premium on Debt		\$0	\$0
252	Advances in Aid of Construction		7,850	0
255	Accumulated Deferred Investment Tax Credits		0	0
271	Contributions in Aid of Construction		602,567	602,567
272	Less: Amortization of Contributions		(387,873)	(401,491)
281	Accumulated Deferred Income Tax		0	0
	Total Deferred Credits		\$222,544	\$201,076
	Total Liabilities		\$243,106	\$221,985
	Capital Accounts			
201	Common Stock Issued		\$10,000	\$10,000
211	Other Paid-In Capital		45,435	69,749
215	Retained Earnings		(2,186)	(21,391)
218	Proprietary Capital (Sole Props and Partnerships)		0	0
	Total Capital		\$53,249	\$58,358
	Total Liabilities and Capital		\$296,355	\$280,343

Note: Total liabilities and Capital must match total assets for the beginning and end of the year!

Greenehaven Water Company, Inc.
Annual Report
Water Comparative Income Statement
12/31/22

Water Comparative Income Statement			
Account No.	Calendar Year	Current Year 01/01/2022 - 12/31/2022	Last Year 01/01/2021 - 12/31/2021
	Operating Revenue		
461	Metered Water Revenue	\$163,786	\$119,267
460	Unmetered Water Revenue	0	0
462	Fire Protection Revenue	0	0
469	Guaranteed Revenues (Surcharges)	0	0
471	Miscellaneous Service Revenues	0	0
474	Other Water Revenue	4,881	3,235
	Total Revenues	\$168,667	\$122,502
	Operating Expenses		
601	Salaries and Wages	\$43,935	\$44,659
604	Employee Pensions and Benefits	0	0
610	Purchased Water	0	0
615	Purchased Power	14,595	17,784
618	Chemicals	0	0
620	Materials and Supplies	0	0
620.1	Repairs and Maintenance	40,877	21,612
620.2	Office Supplies and Expense	644	6,795
630	Contractual Services	22,560	0
631	Contractual Services - Engineering	0	0
632	Contractual Services - Accounting	823	2,377
633	Contractual Services - Legal	0	0
634	Contractual Services - Management Fees	40,250	25,649
635	Contractual Services - Water Testing	2,201	2,750
636	Contractual Services - Other	3,265	0
640	Rents	0	0
641	Rental of Building/Real Property	0	0
642	Rental of Equipment	0	0
650	Transportation Expenses	3,760	3,344
657	Insurance - General Liability	0	0
657.1	Insurance - Health and Life	0	0
665	Regulatory Commission Expense - Rate	0	0
670	Bad Debt Expense	0	0
675	Miscellaneous Expense	0	294
403	Depreciation Expense (From Schedule AR4)	10,855	10,855
408	Taxes Other Than Income	0	3,417
408.11	Property Taxes	4,107	3,622
409	Income Taxes	0	0
427.1	Customer Security Deposit Interest	0	0
	Total Operating Expenses	\$187,872	\$143,158
	Operating Income / (Loss)	(\$19,205)	(\$20,656)
	Other Income / (Expense)		
419	Interest and Dividend Income	\$0	\$0
421	Non-Utility Income	0	0
426	Miscellaneous Non-Utility (Expense)	0	0
427	Interest (Expense)	0	0
	Total Other Income / (Expense)	\$0	\$0
	Net Income / (Loss)	(\$19,205)	(\$20,656)

Greenehaven Water Company, Inc.
 Annual Report
 Full time equivalent employees
 12/31/22

Full time equivalent employees

	Direct Company	Allocated	Outside service	Total
President	0.2	0.0	0.0	0.2
Vice-president	0.0	0.0	0.0	0.0
Manager	0.5	0.0	0.0	0.5
Engineering Staff	0.0	0.0	0.0	0.0
System Operator(s)	0.5	0.0	0.0	0.5
Meter reader	0.0	0.0	0.0	0.0
Customer Service	0.0	0.0	0.0	0.0
Accounting	0.0	0.0	0.3	0.3
Business Office	0.5	0.0	0.0	0.5
Rates Department	0.0	0.0	0.0	0.0
Administrative Staff	0.5	0.0	0.0	0.5
Other	0.0	0.0	0.0	0.0
Total	2.2	0.0	0.3	2.5

Greenehaven Water Company, Inc.
 Annual Report
 Supplemental Financial Data (Long-Term Debt)
 12/31/22

Supplemental Financial Data (Long-Term Debt)				
	Loan #1	Loan #2	Loan #3	Loan #4
Date Issued	NA	NA	NA	NA
Source of Loan	0	0	0	0
ACC Decision No.	0	0	0	0
Reason for Loan	0	0	0	0
Dollar Amt. Issued	\$0	\$0	\$0	\$0
Amount Outstanding	\$0	\$0	\$0	\$0
Date of Maturity	NA	NA	NA	NA
Interest Rate	0.00%	0.00%	0.00%	0.00%
Current Year Interest	\$0	\$0	\$0	\$0
Current Year Principal	\$0	\$0	\$0	\$0

Meter Deposit Balance at Test Year End:	\$7,598
---	---------

Meter Deposits Refunded During the Test Year:	\$0
---	-----

List all bonds, notes, loans, and other types of indebtedness in which the proceeds were used in the provision of public utility service. Indebtedness incurred for personal uses by the owner of the utility should not be listed. Input 0 or none if there is nothing to report for that cell.

Water Utility Plant Description (Continued)
--

For the following three items, list the utility owned assets in each category for each system.

TREATMENT EQUIPMENT:	NA
STRUCTURES:	PUMP HOUSE, SECURITY FENCING AROUND WELLS AND TANKS
OTHER:	FOUR PRESSURE REDUCTING STATIONS, PROPANE BACKUP POWER GENERATOR

Provide a calculation used to determine the value of one water equivalent residential connection (ERC).

Use one of the following methods:

- (a) If actual flow data are available from the preceding 12 months, divide the total annual single family residence (SFR) gallons sold by the average number of single family residence customers for the same period and divide the result by
- (b) If no historical flow data are available, use:
 $ERC = (\text{Total SFR gallons sold (Omit 000)} / 365 \text{ days} / 350 \text{ gallons per day})$

ERC

168

 Method used:

(a)

Customer and Other Information	
Name of the System:	GREENEHAVEN WATER CO
ADEQ Public Water System Number:	AZ0403037
ADWR PCC Number:	91-000099.0000

Month	Number of Customers				
	Single-Family	Multi-Family	Commercial	Turf/Irrigation	Other Non-Residential
January	235	2	5	50	1
February	238	2	5	50	1
March	240	2	5	50	1
April	245	2	5	50	1
May	245	2	5	50	1
June	245	2	5	50	1
July	245	2	5	50	1
August	245	2	5	50	1
September	245	2	5	50	1
October	245	2	5	50	1
November	245	2	5	50	1
December	245	2	5	50	1

If the system has fire hydrants, what is the fire flow requirements? GPM for hrs.

Does the system have chlorination treatment?

Does the Company have an ADWR Gallons Per Capita Per Day (GCPCPD) requirement?
 If yes, provide the GPCPD amount:

Is the Water Utility located in an ADWR Active Management Area (AMA)?
 If yes, which AMA?

What is the present system connection capacity (in ERCs *) using existing lines?

What is the future system connection capacity (in ERCs *) upon service area buildout?

Describe any plans and estimated completion dates for any enlargements or improvements of this system.

NA

* an ERC is based on the calculation on the bottom of AR9 page 12.

Greenehaven Water Company, Inc.
 Annual Report
 Utility Shutoffs / Disconnects
 12/31/22

Utility Shutoffs / Disconnects	
Name of the System:	GREENEHAVEN WATER CO
ADEQ Public Water System Number:	AZ0403037
ADWR PCC Number:	91-000099.0000

Month	Termination without Notice R14-2-410.B	Termination with Notice R14-2-410.C	Other
January	0	1	0
February	0	0	0
March	0	2	0
April	0	3	0
May	0	0	0
June	0	0	0
July	0	0	0
August	0	0	0
September	0	5	0
October	0	0	0
November	0	0	0
December	0	0	0
Total	0	11	0

Other (description):

NA

Instructions: Fill out the Grey Cells with the relevent information. Input 0 or none if there is nothing recorded in that account or there is no applicable information to report.

Greenehaven Water Company, Inc.
Annual Report
Property Taxes
12/31/22

Property Taxes	
-----------------------	--

Amount of actual property taxes paid during Calendar Year 2022 was	\$4,107
--	---------

If no property taxes paid, explain why. NA

Instructions: Fill out the Grey Cells with the relevant information. Input 0 or none if there is nothing recorded in that account or there is no applicable information to report.

Verification and Sworn Statement (Taxes)

Verification: State of ARIZONA I, the undersigned of the
(state name)

County of (county name): COCHISE
Name (owner or official) title: DUSTIN DESPAIN, ACCOUNTANT
Company name: Greenehaven Water Company, Inc.


DO SAY THAT THIS ANNUAL UTILITY PROPERTY TAX AND SALES TAX REPORT TO THE ARIZONA CORPORATION COMMISSION.

FOR THE YEAR ENDING: 12/31/22

HAS BEEN PREPARED UNDER MY DIRECTION, FROM THE ORIGINAL BOOKS, PAPERS AND RECORDS OF SAID UTILITY; THAT I HAVE CAREFULLY EXAMINED THE SAME, AND DECLARE THE SAME TO BE A COMPLETE AND CORRECT STATEMENT OF BUSINESS AND AFFAIRS OF SAID UTILITY FOR THE PERIOD COVERED BY THIS REPORT IN RESPECT TO EACH AND EVERY MATTER AND THING SET FORTH, TO THE BEST OF MY KNOWLEDGE, INFORMATION AND BELIEF.

Sworn Statement: I HEREBY ATTEST THAT ALL PROPERTY TAXES FOR SAID COMPANY ARE CURRENT AND PAID IN FULL.

I HEREBY ATTEST THAT ALL SALES TAXES FOR SAID COMPANY ARE CURRENT AND PAID IN FULL.


signature of owner/official


520-265-5350
telephone no.

SUBSCRIBED AND SWORN TO BEFORE ME A NOTARY PUBLIC
IN AND FOR THE COUNTY

THIS 15 DAY OF Cochise
(month) and (year)

MY COMMISSION EXPIRES Oct 17 2023
(date)




(signature of notary public)

Verification and Sworn Statement

Verification:

State of ARIZONA I, the undersigned of the
(state name)

County of (county name): COCHISE
Name (owner or official) title: DUSTIN DESPAIN, ACCOUNTANT
Company name: Greenehaven Water Company, Inc.

DO SAY THAT THIS ANNUAL UTILITY PROPERTY TAX AND SALES TAX REPORT TO THE ARIZONA CORPORATION COMMISSION.

FOR THE YEAR ENDING: 12/31/22

HAS BEEN PREPARED UNDER MY DIRECTION, FROM THE ORIGINAL BOOKS, PAPERS AND RECORDS OF SAID UTILITY; THAT I HAVE CAREFULLY EXAMINED THE SAME, AND DECLARE THE SAME TO BE A COMPLETE AND CORRECT STATEMENT OF BUSINESS AND AFFAIRS OF SAID UTILITY FOR THE PERIOD COVERED BY THIS REPORT IN RESPECT TO EACH AND EVERY MATTER AND THING SET FORTH, TO THE BEST OF MY KNOWLEDGE, INFORMATION AND BELIEF.

Sworn Statement: IN ACCORDANCE WITH THE REQUIREMENTS OF TITLE 40, ARTICLE 8, SECTION 40-401, ARIZONA REVISED STATUTES, IT IS HEREIN REPORTED THAT THE GROSS OPERATING REVENUE OF SAID UTILITY DERIVED FROM ARIZONA INTRASTATE UTILITY OPERATIONS DURING THE CALENDAR YEAR WAS:

Arizona Intrastate Gross Operating Revenues Only (\$)
\$163,786
(The amount in the box above includes
\$10,319 in sales taxes
billed or collected)



signature of owner/official

520-265-5350
telephone no.


SUBSCRIBED AND SWORN TO BEFORE ME A NOTARY PUBLIC
IN AND FOR THE COUNTY Cochise

THIS 15 DAY OF May 2023
(month) and (year)

MY COMMISSION EXPIRES

 TRESSA MERRILL
Notary Public, State of Arizona
Cochise County
Commission # 572184
My Commission Expires
October 17, 2023

Oct 17 2023
(date)



(signature of notary public)

Verification and Sworn Statement (Residential Revenue)

Verification:

State of ARIZONA I, the undersigned of the
(state name)

County of (county name): COCHISE
Name (owner or official) title: DUSTIN DESPAIN, ACCOUNTANT
Company name: Greenehaven Water Company, Inc.

DO SAY THAT THIS ANNUAL UTILITY PROPERTY TAX AND SALES TAX REPORT TO THE ARIZONA CORPORATION COMMISSION.

FOR THE YEAR ENDING: 12/31/22

HAS BEEN PREPARED UNDER MY DIRECTION, FROM THE ORIGINAL BOOKS, PAPERS AND RECORDS OF SAID UTILITY; THAT I HAVE CAREFULLY EXAMINED THE SAME, AND DECLARE THE SAME TO BE A COMPLETE AND CORRECT STATEMENT OF BUSINESS AND AFFAIRS OF SAID UTILITY FOR THE PERIOD COVERED BY THIS REPORT IN RESPECT TO EACH AND EVERY MATTER AND THING SET FORTH, TO THE BEST OF MY KNOWLEDGE, INFORMATION AND BELIEF.

Sworn Statement:

IN ACCORDANCE WITH THE REQUIREMENTS OF TITLE 40, ARTICLE 8, SECTION 40-401, ARIZONA REVISED STATUTES, IT IS HEREIN REPORTED THAT THE GROSS OPERATING REVENUE OF SAID UTILITY DERIVED FROM ARIZONA INTRASTATE UTILITY OPERATIONS RECEIVED FROM RESIDENTIAL CUSTOMERS DURING THE CALENDAR YEAR WAS:

Arizona Intrastate Gross Operating Revenues Only (\$)

\$163,786
(The amount in the box above includes
\$10,319 in sales taxes
billed or collected)


signature of owner/official


520-265-5350
telephone no.

SUBSCRIBED AND SWORN TO BEFORE ME A NOTARY PUBLIC
IN AND FOR THE COUNTY Cochise
(county name)

THIS 15 DAY OF May 2023
(month) and (year)

MY COMMISSION EXPIRES Oct 17 2023
(date)




(signature of notary public)

Full Gross-up Method for Income Tax Statement of Certification

Verification:


State of ARIZONA I, the undersigned of the
(state name)

County of (county name): COCHISE
Name (owner or official) title: DUSTIN DESPAIN, ACCOUNTANT
Company name: Greenehaven Water Company, Inc.

FOR THE YEAR ENDING: 12/31/22

Sworn Statement:

IN ACCORDANCE WITH THE REQUIREMENTS OF DECISION NO. 77084, BECAUSE THE UTILITY REQUIRES THE GROSS UP OF ADVANCES AND CONTRIBUTIONS, I HEREBY STATE THAT THE UTILITY HAS NOT INCURRED NOR IS EXPECTED TO INCUR A NET INCREASE IN CURRENT INCOME TAX EXPENSE OR A DECREASE IN DEFERRED TAX ASSET FOR A CARRY FORWARD ACCORDING TO GAAP IN AN AMOUNT EQUAL TO OR GREATER THAN THE AMOUNT OF THE REQUIRED GROSS UP PAID BY DEVELOPERS IN THE PERIOD COVERED BY THIS ANNUAL REPORT.



signature of owner/official

520-265-5350

telephone no.

SUBSCRIBED AND SWORN TO BEFORE ME A NOTARY PUBLIC
IN AND FOR THE COUNTY

Cochise
(county name)

THIS


15

DAY OF

May 2023
(month) and (year)

MY COMMISSION EXPIRES

Oct 17 2023
(date)



(signature of notary public)