

RECEIVED
UTILITIES DIVISION

ANNUAL REPORT

2018 W-1865A 5/16
ARIZONA CORPORATION
COMMISSION

Company Name:
PO Box 3897

Mailing Address: Prescott AZ
86302

Docket No.: W-01865A
For the Year Ended:

WATER UTILITY

To

Arizona Corporation Commission

Due on April 15th

Email: rdelafuente@azcc.gov, mail or deliver the completed Annual Report to:
Arizona Corporation Commission
Compliance Section - Utilities Division
1200 West Washington Street
Phoenix, Arizona 85007

Application Type:
Application Date:

4-9-19

ARIZONA CORPORATION COMMISSION
WATER UTILITY ANNUAL REPORT
Groom Creek Water Users Association
A Class Utility

1. For the Calendar Year Ended: 12/31/18

2. Address: P.O. Box 3897
City: PRESCOTT State: ARIZONA Zip Code: 86302

3. Telephone Number: (928) 717-4495

4. Date of Original Organization of Utility: 1978

5. Person to whom correspondence should be addressed concerning this report:

Name: KAL MILLER
Telephone No.: (602) 725-3001
Address: 118 W. NORTHVIEW AVE.
City: PHOENIX State: ARIZONA Zip Code: 85021
Email: KALBARI@AOL.COM

6. On-Site Manager:

Name: KARIN ANDERSON
Telephone No.: (928) 717-4495
Address: P.O. Box 3897
City: PRESCOTT State: ARIZONA Zip Code: 86302
Email: GCWUA@AOL.COM

7. Ownership: ASSOCIATION - NON PROFIT

8. Counties Served: YAVAPI

Groom Creek Water Users Association
 Annual Report
 Utility Plant in Service (Water)
 12/31/18

| Utility Plant in Service (Water) | | | | | | | |
|----------------------------------|--|---------------------------------|---------------------------|-----------------------------|---------------------------|-----------------------------|-------------------|
| Account No. | Description | Beginning Year Original Cost | Current Year Additions | Current Year Retirements | Adjusted Original Cost | Accumulated Depreciation | OCLD (OC less AD) |
| 301 | Organization | 0 | 0 | 0 | \$0 | 0 | \$0 |
| 302 | Franchises | 0 | 0 | 0 | 0 | 0 | 0 |
| 303 | Land and Land Rights | 0 | 0 | 0 | 0 | 0 | 0 |
| 304 | Structures and Improvements | 342,381 | 8911 | 0 | 0 | 95,801 | 0 |
| 305 | Collecting & Improving Reservoirs | 0 | 0 | 0 | 0 | 0 | 0 |
| 306 | Lake, River, Canal Intakes | 0 | 0 | 0 | 0 | 0 | 0 |
| 307 | Wells and Springs | 0 | 0 | 0 | 0 | 0 | 0 |
| 308 | Infiltration Galleries | 0 | 0 | 0 | 0 | 0 | 0 |
| 309 | Supply Mains | 0 | 0 | 0 | 0 | 0 | 0 |
| 310 | Power Generation Equipment | 355,000 | 662 | 0 | 0 | 6,271 | 0 |
| 311 | Pumping Equipment | 157,210 | 4,100 | 0 | 0 | 37,068 | 0 |
| 320 | Water Treatment Equipment | 0 | 0 | 0 | 0 | 0 | 0 |
| 320.1 | Water Treatment Plants | 1,080 | 27 | 0 | 0 | 270 | 0 |
| 320.2 | Solution Chemical Feeders | 0 | 0 | 0 | 0 | 0 | 0 |
| 320.3 | Point-of-Use Treatment Devices | 0 | 0 | 0 | 0 | 0 | 0 |
| 330 | Distribution Reservoirs and Standpipes | 0 | 0 | 0 | 0 | 0 | 0 |
| 330.1 | Storage Tanks | 755,87 | 19,68 | 0 | 0 | 204,28 | 0 |
| 330.2 | Pressure Tanks | 37,824 | 973 | 0 | 0 | 10,141 | 0 |
| 331 | Transmission and Distribution Mains | 714,846 | 18,642 | 0 | 0 | 177,486 | 0 |
| 333 | Services | 335,259 | 8747 | 0 | 0 | 83,472 | 0 |
| 334 | Meters and Meter Installations | 92,791 | 2422 | 0 | 0 | 23,339 | 0 |
| 335 | Hydrants | 44,290 | 1,154 | 0 | 0 | 10,554 | 0 |
| 336 | Backflow Prevention Devices | 2,350 | 601 | 0 | 0 | 5326 | 0 |
| 339 | Other Plant and Misc. Equipment | 3,700 | 826 | 0 | 0 | 7,878 | 0 |
| 340 | Office Furniture and Equipment | 3,142 | 93 | 0 | 0 | 749 | 0 |
| 340.1 | Computer & Software | 5,000 | 131 | 0 | 0 | 1,248 | 0 |
| 341 | Transportation Equipment | 0 | 0 | 0 | 0 | 0 | 0 |
| 342 | Stores Equipment | 0 | 0 | 0 | 0 | 0 | 0 |
| 343 | Tools, Shop and Garage Equipment | 0 | 0 | 0 | 0 | 0 | 0 |
| 344 | Laboratory Equipment | 0 | 0 | 0 | 0 | 0 | 0 |
| 345 | Power Operated Equipment | 125,419 | 3269 | 0 | 0 | 32,214 | 0 |
| 346 | Communication Equipment | 0 | 0 | 0 | 0 | 0 | 0 |
| 347 | Miscellaneous Equipment | 35,249 | 918 | 0 | 0 | 9,772 | 0 |
| 348 | Other Tangible Plant | 46,868 | 1,226 | 0 | 0 | 12,584 | 0 |
| Totals | | \$0 | \$0 | \$0 | \$0 | \$0 | \$0 |
| | | 2,096,896 | 54,670 | | | 521,701 | |

Instructions: Fill out the Grey Cells with the relevant information. Input 0 or none if there is nothing recorded in that account or there is no applicable information to report.

Groom Creek Water Users Association
 Annual Report
 Depreciation Expense for the Current Year (Water)
 12/31/18

| Depreciation Expense for the Current Year (Water) | | | | | | | | |
|---|--|------------------------------|------------------------|--------------------------|------------------------|---|--------------------------|----------------------|
| Account No. | Description | Beginning Year Original Cost | Current Year Additions | Current Year Retirements | Adjusted Original Cost | Fully Depreciated/Non-depreciable Plant | Depreciation Percentages | Depreciation Expense |
| 301 | Organization | \$0 | \$0 | \$0 | \$0 | 0 | 0 | \$0 |
| 302 | Franchises | 0 | 0 | 0 | 0 | 0 | 0 | 0 |
| 303 | Land and Land Rights | 0 | 0 | 0 | 0 | 0 | 0 | 0 |
| 304 | Structures and Improvements | 0 | 0 | 0 | 0 | 0 | 2.6 | 0 |
| 305 | Collecting & Improving Reservoirs | 0 | 0 | 0 | 0 | 0 | 0 | 0 |
| 306 | Lake, River, Canal Intakes | 0 | 0 | 0 | 0 | 0 | 0 | 0 |
| 307 | Wells and Springs | 0 | 0 | 0 | 0 | 0 | 0 | 0 |
| 308 | Infiltration Galleries | 0 | 0 | 0 | 0 | 0 | 0 | 0 |
| 309 | Supply Mains | 0 | 0 | 0 | 0 | 0 | 0 | 0 |
| 310 | Power Generation Equipment | 0 | 0 | 0 | 0 | 0 | 2.6 | 0 |
| 311 | Pumping Equipment | 0 | 0 | 0 | 0 | 0 | 2.6 | 0 |
| 320 | Water Treatment Equipment | 0 | 0 | 0 | 0 | 0 | 0 | 0 |
| 320.1 | Water Treatment Plants | 0 | 0 | 0 | 0 | 0 | 2.7 | 0 |
| 320.2 | Solution Chemical Feeders | 0 | 0 | 0 | 0 | 0 | 0 | 0 |
| 320.3 | Point-of-Use Treatment Devices | 0 | 0 | 0 | 0 | 0 | 0 | 0 |
| 330 | Distribution Reservoirs and Standpipes | 0 | 0 | 0 | 0 | 0 | 0 | 0 |
| 330.1 | Storage Tanks | 0 | 0 | 0 | 0 | 0 | 2.6 | 0 |
| 330.2 | Pressure Tanks | 0 | 0 | 0 | 0 | 0 | 2.6 | 0 |
| 331 | Transmission and Distribution Mains | 0 | 0 | 0 | 0 | 0 | 2.6 | 0 |
| 333 | Services | 0 | 0 | 0 | 0 | 0 | 2.6 | 0 |
| 334 | Meters and Meter Installations | 0 | 0 | 0 | 0 | 0 | 2.6 | 0 |
| 335 | Hydrants | 0 | 0 | 0 | 0 | 0 | 2.6 | 0 |
| 336 | Backflow Prevention Devices | 0 | 0 | 0 | 0 | 0 | 2.6 | 0 |
| 339 | Other Plant and Misc. Equipment | 0 | 0 | 0 | 0 | 0 | 2.6 | 0 |
| 340 | Office Furniture and Equipment | 0 | 0 | 0 | 0 | 0 | 2.6 | 0 |
| 340.1 | Computer & Software | 0 | 0 | 0 | 0 | 0 | 2.6 | 0 |
| 341 | Transportation Equipment | 0 | 0 | 0 | 0 | 0 | 0 | 0 |
| 342 | Stores Equipment | 0 | 0 | 0 | 0 | 0 | 0 | 0 |
| 343 | Tools, Shop and Garage Equipment | 0 | 0 | 0 | 0 | 0 | 0 | 0 |
| 344 | Laboratory Equipment | 0 | 0 | 0 | 0 | 0 | 0 | 0 |
| 345 | Power Operated Equipment | 0 | 0 | 0 | 0 | 0 | 2.6 | 0 |
| 346 | Communication Equipment | 0 | 0 | 0 | 0 | 0 | 0 | 0 |
| 347 | Miscellaneous Equipment | 0 | 0 | 0 | 0 | 0 | 2.6 | 0 |
| 348 | Other Tangible Plant | 0 | 0 | 0 | 0 | 0 | 2.7 | 0 |
| | Subtotal | \$0 | \$0 | \$0 | \$0 | \$0 | | \$0 |

Contribution(s) in Aid of Construction (Gross)
 Less: Non Amortizable Contribution(s)
 Fully Amortized Contribution(s)
 Amortizable Contribution(s)
 Times: Proposed Amortization Rate
Amortization of CIAC

800,000
 \$0

Less: Amortization of CIAC

DEPRECIATION EXPENSE

Instructions: Fill out the Grey Cells with the relevant information. Input 0 or none if there is nothing recorded in that account or there is no applicable information to report.

Groom Creek Water Users Association
 Annual Report
 Balance Sheet Assets
 12/31/18

| Balance Sheet Assets | | | | |
|----------------------|---|--|-------------------------------------|-------------------------------|
| | Assets | | Balance at Beginning of Year (2018) | Balance at End of Year (2018) |
| Account No. | Current and Accrued Assets | | | |
| 131 | Cash | | 115,308 | 169,191 |
| 134 | Working Funds | | 0 | 0 |
| 135 | Temporary Cash Investments | | 0 | 0 |
| 141 | Customer Accounts Receivable | | 16,618 | 19,078 |
| 146 | Notes Receivable from Associated Companies | | 0 | 0 |
| 151 | Plant Material and Supplies | | 0 | 0 |
| 162 | Prepayments | | 4,038 | 2,701 |
| 174 | Miscellaneous Current and Accrued Assets | | 63,329 | 63,111 |
| | Total Current and Accrued Assets | | \$0 | \$0 |
| Account No. | Fixed Assets | | | |
| 101 | Utility Plant in Service* | | \$0 | \$0 |
| 103 | Property Held for Future Use | | 0 | 0 |
| 105 | Construction Work in Progress | | 0 | 0 |
| 108 | Accumulated Depreciation (enter as negative)* | | < 467,031 > | 0 |
| 121 | Non-Utility Property | | 0 | 0 |
| 122 | Accumulated Depreciation - Non Utility | | 0 | 0 |
| | Total Fixed Assets | | \$0 | \$0 |
| | Total Assets | | \$0 | \$0 |

Instructions: Fill out the Grey Cells with the relevant information. Input 0 or none if there is nothing recorded in that account or there is no applicable information to report.

*Note these items feed automatically from AR3 UPIS Page 3

Groom Creek Water Users Association
 Annual Report
 Balance Sheet Liabilities and Owners Equity

| Balance Sheet Liabilities and Owners Equity | | | | |
|--|---|--|--|----------------------------------|
| | Liabilities | | Balance at Beginning of Year (2018) | Balance at End of Year (2018) |
| Account No. | Current Liabilities | | | |
| 231 | Accounts Payable | | 0 | 0 |
| 232 | Notes Payable (Current Portion) | | 35,487 | 36,910 |
| 234 | Notes Payable to Associated Companies | | 0 | 0 |
| 235 | Customer Deposits | | 3,600 | 3,200 |
| 236 | Accrued Taxes | | 3,747 | 1,831 |
| 237 | Accrued Interest | | 0 | 0 |
| 242 | Miscellaneous Current and Accrued Liabilities | | 49,353 | 47,841 |
| | Total Current Liabilities | | \$0 | \$0 |
| | Long Term Debt | | | |
| 224 | Long Term Debt (Notes and Bonds) | | 509,079 | 461,747 |
| | Deferred Credits | | | |
| 251 | Unamortized Premium on Debt | | 0 | 0 |
| 252 | Advances in Aid of Construction | | 0 | 0 |
| 255 | Accumulated Deferred Investment Tax Credits | | 0 | 0 |
| 271 | Contributions in Aid of Construction | | 0 | 0 |
| 272 | Less: Amortization of Contributions | | 0 | 0 |
| 281 | Accumulated Deferred Income Tax | | 0 | 0 |
| | Total Deferred Credits | | \$0 | \$0 |
| | Total Liabilities | | \$0 | \$0 |
| | Capital Accounts | | | |
| 201 | Common Stock Issued | | 815,628 | 815,628 |
| 211 | Other Paid-In Capital | | 0 | 0 |
| 215 | Retained Earnings | | 424,710 | 464,099 |
| 218 | Proprietary Capital (Sole Props and Partnerships) | | 0 | 0 |
| | Total Capital | | \$0 | \$0 |
| | Total Liabilities and Capital | | \$0 | \$0 |

Instructions: Fill out the Grey Cells with the relevant information. Input 0 or none if there is nothing recorded in that account or there is no applicable information to report.

Note: Total liabilities and Capital must match total assets for the beginning and end of the year!

Groom Creek Water Users Association
 Annual Report
 Water Comparative Income Statement
 12/31/18

| Water Comparative Income Statement | | | |
|------------------------------------|--|---|--------------------------------------|
| Account No. | Calendar Year | Current Year 01/01/2018 - 12/31/2018 | Last Year 01/01/2017 - 12/31/2017 |
| | Operating Revenue | | |
| 461 | Metered Water Revenue | 192,190 | 197,373 |
| 460 | Unmetered Water Revenue | 0 | 0 |
| 462 | Fire Protection Revenue | 0 | 0 |
| 469 | Guaranteed Revenues (Surcharges) | 0 | 0 |
| 471 | Miscellaneous Service Revenues | 0 | 0 |
| 474 | Other Water Revenue | 973 | 1051 |
| | Total Revenues | \$0 | \$0 |
| | Operating Expenses | | |
| 601 | Salaries and Wages | 30188 | 30125 |
| 604 | Employee Pensions and Benefits | 0 | 0 |
| 610 | Purchased Water | 0 | 0 |
| 615 | Purchased Power | 4382 | 3838 |
| 618 | Chemicals | 0 | 0 |
| 620 | Materials and Supplies | 931 | 1019 |
| 620.1 | Repairs and Maintenance | 5246 | 5832 |
| 620.2 | Office Supplies and Expense | 7145 | 5487 |
| 630 | Contractual Services | 0 | 0 |
| 631 | Contractual Services -Engineering | 0 | 0 |
| 632 | Contractual Services - Accounting | 9933 | 10221 |
| 633 | Contractual Services - Legal | 1036 | 0 |
| 634 | Contractual Services - Management Fees | 0 | 0 |
| 635 | Contractual Services - Water Testing | 5173 | 8184 |
| 636 | Contractual Services - Other | 0 | 0 |
| 640 | Rents | 3270 | 3357 |
| 641 | Rental of Building/Real Property | 0 | 0 |
| 642 | Rental of Equipment | 0 | 0 |
| 650 | Transportation Expenses | 860 | 856 |
| 657 | Insurance - General Liability | 3951 | 3871 |
| 657.1 | Insurance - Health and Life | 632 | 630 |
| 665 | Regulatory Commission Expense - Rate | 0 | 0 |
| 670 | Bad Debt Expense | 0 | 0 |
| 675 | Miscellaneous Expense | 6776 | 4843 |
| 403 | Depreciation Expense (From Schedule AR4) | | 0 |
| 408 | Taxes Other Than Income | 0 | 0 |
| 408.11 | Property Taxes | 7154 | 7494 |
| 409 | Income Taxes | 0 | 0 |
| 427.1 | Customer Security Deposit Interest | 0 | 0 |
| | Total Operating Expenses | \$0 | \$0 |
| | Operating Income / (Loss) | \$0 | \$0 |
| | Other Income / (Expense) | | |
| 419 | Interest and Dividend Income | 1363 | 798 |
| 421 | Non-Utility Income | 111 | 457 |
| 426 | Miscellaneous Non-Utility (Expense) | 0 | 0 |
| 427 | Interest (Expense) | 20427 | 22445 |
| | Total Other Income / (Expense) | \$0 | \$0 |
| | Net Income / (Loss) | \$0 | \$0 |

Instructions: Fill out the Grey Cells with the relevant information. Input 0 or none if there is nothing recorded in that account or there is no applicable information to report.

Full time equivalent employees

| | Direct Company | Outside service | Total |
|----------------------|----------------|-----------------|------------|
| President | 0 | 0 | 0.0 |
| Vice-president | 0 | 0 | 0.0 |
| Manager | 0 | 0 | 0.0 |
| Engineering Staff | 0 | 0 | 0.0 |
| System Operator(s) | 0 | 0 | 0.0 |
| Meter reader | 0 | 0 | 0.0 |
| Customer Service | 0 | 0 | 0.0 |
| Accounting | 0 | 0 | 0.0 |
| Business Office | 0 | 0 | 0.0 |
| Rates Department | 0 | 0 | 0.0 |
| Administrative Staff | 0 | 0 | 0.0 |
| Other | 0 | 0 | 0.0 |
| Total | 0.0 | 0.0 | 0.0 |

Instructions: Fill out the Grey Cells with the relevant information. Input 0 or none if there is nothing recorded in that account or there is no applicable information to report. A full-time employee is based on 2080 total hours per year. Please calculate partial employees using 2080 hours.

Groom Creek Water Users Association
 Annual Report
 Supplemental Financial Data (Long-Term Debt)
 12/31/18

| Supplemental Financial Data (Long-Term Debt) | | | | |
|--|--------------|---------|---------|---------|
| | Loan #1 | Loan #2 | Loan #3 | Loan #4 |
| Date Issued | 03/2010 | | | |
| Source of Loan | WIFA | | | |
| ACC Decision No. | 70627 | | | |
| Reason for Loan | Sys. UPGRADE | | | |
| Dollar Amt. Issued | 800,000 | | | |
| Amount Outstanding | 461,747 | | | |
| Date of Maturity | 8/29 | | | |
| Interest Rate | 3.93 | | | |
| Current Year Interest | 20,427 | | | |
| Current Year Principal | 36,910 | | | |

Meter Deposit Balance at Test Year End: 3200

Meter Deposits Refunded During the Test Year: 400

List all bonds, notes, loans, and other types of indebtedness in which the proceeds were used in the provision of public utility service. Indebtedness incurred for personal uses by the owner of the utility should not be listed. Input 0 or none if there is nothing to report for that cell.

| Well and Water Usage | | | | | | | | | |
|--|-----------------|------------------|---------------------|--------------------------|--------------------|--------------|---------------------|---------------|------------|
| Name of the System: Groom Creek Water Users Association | | | | | | | | | |
| ADEQ Public Water System Number: AZ 0413040 | | | | | | | | | |
| ADWR PCC Number: 91-000629-0000 | | | | | | | | | |
| Well registry 55# (55-XXXXXX): | Pump Horsepower | Pump Yield (gpm) | Casing Depth (feet) | Casing Diameter (inches) | Pump Motor Type ** | Year Drilled | Meter Size (inches) | How measured: | Active |
| 55-800987 | 2.0 | 38 | 270 | 9 | SUB | 1981 | 2 | BYM | YES |
| 55-556232 | 1.9 | 21 | 240 | 9 | SUB | N/A | 2 | BYM | YES |
| | | | | | | | | | |
| | | | | | | | | | |
| | | | | | | | | | |
| | | | | | | | | | |
| | | | | | | | | | |
| | | | | | | | | | |
| | | | | | | | | | |
| | | | | | | | | | |
| | | | | | | | | | |
| | | | | | | | | | |
| | | | | | | | | | |
| | | | | | | | | | |
| | | | | | | | | | |
| | | | | | | | | | |
| | | | | | | | | | |
| | | | | | | | | | |
| | | | | | | | | | |
| | | | | | | | | | |
| | | | | | | | | | |

Name of system water delivered to: **0**

ADWR PCC Number: **0**

Source of water delivered to another system: **0**

Name of system water received from: **0**

ADWR PCC Number: **0**

Source of water received: **0**

Well registry 55# (55-XXXXXX): **0**

| Month | Water withdrawn (acre ft) ¹ | Water sold (acre ft) ² | Water delivered (sold) to other systems (acre ft) ³ | Water received (purchased) from other systems (acre ft) ⁴ | Estimated authorized use (acre ft) ⁵ | Purchased Power Expense ⁶ | Purchased Power (kWh) ⁷ |
|-----------|--|-----------------------------------|--|--|---|--------------------------------------|------------------------------------|
| January | 0.787 | 0.713 | 0 | 0 | 0 | 305 | 1811 |
| February | 0.781 | 0.717 | 0 | 0 | 0 | 305 | 1812 |
| March | 0.784 | 0.714 | 0 | 0 | 0 | 305 | 1812 |
| April | 1.124 | 1.124 | 0 | 0 | 0 | 350 | 2100 |
| May | 1.262 | 1.262 | 0 | 0 | 0 | 452 | 2713 |
| June | 1.044 | 1.044 | 0 | 0 | 0 | 417 | 2503 |
| July | 1.412 | 1.412 | 0 | 0 | 0 | 406 | 2462 |
| August | 1.726 | 1.673 | 0 | 0 | 0.053 | 317 | 1918 |
| September | 1.485 | 1.413 | 0 | 0 | 0 | 300 | 1811 |
| October | 1.507 | 1.473 | 0 | 0 | 0 | 345 | 2070 |
| November | 1.034 | 1.034 | 0 | 0 | 0 | 374 | 2266 |
| December | 0.784 | 0.728 | 0 | 0 | 0.053 | 365 | 2265 |
| Totals | 0 | 0 | 0 | 0 | 0 | 50 | 0 |

If applicable, in the space below please provide a description for all un-metered water use along with amounts:
Aug. 2018 Water sold to Scept Away 0.026 via hydrant estimate - street maintenance
Dec. 2018 3 Tanks inspected/cleaned 0.043 acre foot estimate

Instructions: Fill out the Grey Cells with the relevant information. Input 0 or none if there is nothing recorded in that account or there is no applicable information to report.

1 Water withdrawn - Total acre feet of water withdrawn from pumped sources.
 2 Water sold - Total acre feet from customer meters, and other sales such as construction water.
 3 Water delivered (sold) to other systems - Total acre feet of water delivered to other systems.
 4 Water received (purchased) from other systems - Total acre feet of water purchased/received from other systems.
 5 Estimated authorized use - Total estimated acre feet from authorized metered or unmetered use. Authorized uses such as flushing (mains, services and hydrants) draining/cleaning tanks, process, construction, fire fighting, etc. Non-authorized use (real losses) are service line breaks and leaks, water main breaks, meter inaccuracies and theft.
 6 Enter the total purchased power costs for the power meters associated with this system.
 7 Enter the total purchased kWh used by the power meters associated with this system.

SEE NEXT PAGE FOR ENLARGED VIEW

Well and Water Usage

Name of the System: GROOM CREEK WATER USERS ASSOCIATION

ADEQ Public Water System Number: AZ0413040

ADWR PCC Number: 91-000629-0000

Well registry 55# (55-XXXXXX):

| Well registry 55# (55-XXXXXX) | Pump Horsepower | Pump Yield (gpm) | Casing Depth (feet) | Casing Diameter (inches) | Pump Motor Type ** | Year Drilled | Meter Size (inches) | How measured: | Active |
|-------------------------------|-----------------|------------------|---------------------|--------------------------|--------------------|--------------|---------------------|---------------|--------|
| 55-000981 | 2.0 | 38 | 320 | 4 | SUB | 1981 | 2 | GPH | YES |
| 55-556222 | 6.5 | 21 | 240 | 4 | SUB | NA | 2 | GPH | YES |
| | | | | | | | | | |
| | | | | | | | | | |
| | | | | | | | | | |
| | | | | | | | | | |
| | | | | | | | | | |
| | | | | | | | | | |
| | | | | | | | | | |
| | | | | | | | | | |
| | | | | | | | | | |
| | | | | | | | | | |
| | | | | | | | | | |
| | | | | | | | | | |
| | | | | | | | | | |
| | | | | | | | | | |
| | | | | | | | | | |
| | | | | | | | | | |
| | | | | | | | | | |
| | | | | | | | | | |
| | | | | | | | | | |
| | | | | | | | | | |
| | | | | | | | | | |
| | | | | | | | | | |
| | | | | | | | | | |
| | | | | | | | | | |
| | | | | | | | | | |
| | | | | | | | | | |
| | | | | | | | | | |
| | | | | | | | | | |
| | | | | | | | | | |
| | | | | | | | | | |
| | | | | | | | | | |
| | | | | | | | | | |
| | | | | | | | | | |
| | | | | | | | | | |
| | | | | | | | | | |
| | | | | | | | | | |
| | | | | | | | | | |
| | | | | | | | | | |
| | | | | | | | | | |

Name of system water delivered to:
 ADWR PCC Number: 0
 Source of water delivered to another system

Name of system water received from:
 ADWR PCC Number: 0
 Source of water received
 Well registry 55# (55-XXXXXX):

| Month | Water withdrawn (acre ft) ¹ | Water sold (acre ft) ² | Water delivered (sold) to other systems (acre ft) ³ | Water received (purchased) from other systems (acre ft) ⁴ | Estimated authorized use (acre ft) ⁵ | Purchased Power Expense ⁶ | Purchased Power (kWh) ⁷ |
|-----------|--|-----------------------------------|--|--|---|--------------------------------------|------------------------------------|
| January | 0.12 | 0.12 | 0 | 0 | 0 | 3.2 | 10 |
| February | 0.12 | 0.12 | 0 | 0 | 0 | 3.2 | 10 |
| March | 0.12 | 0.12 | 0 | 0 | 0 | 3.2 | 10 |
| April | 0.12 | 0.12 | 0 | 0 | 0 | 3.2 | 10 |
| May | 0.12 | 0.12 | 0 | 0 | 0 | 3.2 | 10 |
| June | 0.12 | 0.12 | 0 | 0 | 0 | 3.2 | 10 |
| July | 0.12 | 0.12 | 0 | 0 | 0 | 3.2 | 10 |
| August | 0.12 | 0.12 | 0 | 0 | 0 | 3.2 | 10 |
| September | 0.12 | 0.12 | 0 | 0 | 0 | 3.2 | 10 |
| October | 0.12 | 0.12 | 0 | 0 | 0 | 3.2 | 10 |
| November | 0.12 | 0.12 | 0 | 0 | 0 | 3.2 | 10 |
| December | 0.12 | 0.12 | 0 | 0 | 0 | 3.2 | 10 |
| Totals | 0 | 0 | 0 | 0 | 0 | 30 | 0 |

If applicable, in the space below please provide a description for all un-metered water use along with amounts:

August 2018: Water sold to Sweet Home, 0.26 acre feet via hydraulic test meter
 December 2018: 3 Tanks cleaned/inspected 0.013 acre feet estimated

Water Utility Plant Description

Name of the System: **GROOM CREEK WATER USERS ASSOCIATION**

ADEQ Public Water System Number: **AZ 0413040**

ADWR-PCC Number: **LWS: 91-000629-0000**

| MAINS | | |
|----------------|---------------------|---------------|
| Sizes (inches) | Material | Length (feet) |
| 2 | PVC, SCH 80 | 3720 |
| 6 | C-900 PVC CLASS 200 | 18781 |
| | | |
| | | |
| | | |
| | | |
| | | |
| | | |
| | | |
| | | |
| | | |
| | | |
| | | |
| | | |
| | | |

| CUSTOMER METERS | |
|-----------------|----------|
| Size (inches) | Quantity |
| 3/2 x 3/4 | 224 |
| 1 | 1 |
| | |
| | |
| | |
| | |
| | |
| | |
| | |
| | |
| | |
| | |
| | |
| | |
| | |
| | |

| SERVICE LINES | |
|------------------------------|-------------------|
| Material | Percent of system |
| ONE INCH COPPER 8073 FEET | 100 |
| | |
| | |
| | |
| | |

| BOOSTER PUMPS | | |
|---------------|-------|----------|
| Horsepower | GPM | Quantity |
| 7.5 | ~ 107 | 3 |
| 40 | 500 | 1 |
| | | |
| | | |

| FIRE HYDRANTS | |
|---------------|----------|
| Type | Quantity |
| Standard * | 12 |
| Other POST | 2 |

| STORAGE TANKS | | |
|--------------------|--------------|----------|
| Capacity (gallons) | Material | Quantity |
| 65,000 | CARBON STEEL | 1 |
| 44,000 | STEEL | 2 |
| | | |
| | | |
| | | |
| | | |

| PRESSURE/BLADDER TANKS | | |
|------------------------|----------|----------|
| Capacity (gallons) | Material | Quantity |
| 3000 | STEEL | 1 |
| | | |
| | | |
| | | |
| | | |

Instructions: Fill out the Grey Cells with the relevant information. Input 0 or none if there is nothing recorded in that account or there is no applicable information to report. Copy and paste this sheet as many times as is necessary.

* A standard fire hydrant has two 2.5 inch hose connection nozzles with 7.5 threads per inch, and one 4.5 inch pumper connection nozzle with 4 threads per inch.

Water Utility Plant Description (Continued)

For the following three items, list the utility owned assets in each category for each system.

| | |
|----------------------|--|
| TREATMENT EQUIPMENT: | 1 EA. 60 GAL. CHLORINATION TANK 1 EA. 30 GAL. CHLORINATION TANK 2 EA. CHLORINE INJECTION PUMPS |
|----------------------|--|

| | |
|-------------|---|
| STRUCTURES: | 2 EA. WELL HOUSES 2 EA. STORAGE SHEDS 1 EA. BOOSTER STATION |
|-------------|---|

| | |
|--------|----------------------------|
| OTHER: | 2 EA. EMERGENCY GENERATORS |
|--------|----------------------------|

Instructions: Fill out the Grey Cells with the relevant information. Input 0 or none if there is nothing recorded in that account or there is no applicable information to report. Copy and paste this sheet as many times as is necessary.

| Customer and Other Information | |
|----------------------------------|-------------------------------------|
| Name of the System: | GROOM CREEK WATER USERS ASSOCIATION |
| ADEQ Public Water System Number: | AZ 0413 040 |
| ADWR PCC-Number: | CWS: 91-000629-0000 |

| Month | Number of Customers | | | | |
|-----------|---------------------|--------------|------------|-----------------|-----------------------|
| | Single-Family | Multi-Family | Commercial | Turf/Irrigation | Other Non-Residential |
| January | 224 | 0 | 1 | 0 | 0 |
| February | 224 | 0 | 1 | 0 | 0 |
| March | 224 | 0 | 1 | 0 | 0 |
| April | 224 | 0 | 1 | 0 | 0 |
| May | 224 | 0 | 1 | 0 | 0 |
| June | 224 | 0 | 1 | 0 | 0 |
| July | 224 | 0 | 1 | 0 | 0 |
| August | 224 | 0 | 1 | 0 | 0 |
| September | 224 | 0 | 1 | 0 | 0 |
| October | 224 | 0 | 1 | 0 | 0 |
| November | 224 | 0 | 1 | 0 | 0 |
| December | 224 | 0 | 1 | 0 | 0 |

If the system has fire hydrants, what is the fire flow requirements? GPM for hrs.

Does the system have chlorination treatment?

Does the Company have an ADWR Gallons Per Capita Per Day (GCPCPD) requirement?

If yes, provide the GPCPD amount:

Is the Water Utility located in an ADWR Active Management Area (AMA)?

If yes, which AMA?

Instructions: Fill out the Grey Cells with the relevant information. Input 0 or none if there is nothing recorded in that account or there is no applicable information to report. Copy and paste this sheet as many times as is necessary.

| |
|-----------------------|
| Property Taxes |
|-----------------------|

Amount of actual property taxes paid during Calendar Year 2018 was

| |
|---------|
| 7267.01 |
|---------|

If no property taxes paid, explain why.

| | |
|--|--|
| | |
|--|--|

Instructions: Fill out the Grey Cells with the relevant information. Input 0 or none if there is nothing recorded in that account or there is no applicable information to report.

Verification and Sworn Statement (Taxes)

Verification: State of ARIZONA I, the undersigned of the
(state name)

County of (county name): YAVAPAI
Name (owner or official) title: KAR MILLER (PRESIDENT)
Company name: Groom Creek Water Users Association

DO SAY THAT THIS ANNUAL UTILITY PROPERTY TAX AND SALES TAX REPORT TO THE ARIZONA CORPORATION COMMISSION.

FOR THE YEAR ENDING: 12/31/18

HAS BEEN PREPARED UNDER MY DIRECTION, FROM THE ORIGINAL BOOKS, PAPERS AND RECORDS OF SAID UTILITY; THAT I HAVE CAREFULLY EXAMINED THE SAME, AND DECLARE THE SAME TO BE A COMPLETE AND CORRECT STATEMENT OF BUSINESS AND AFFAIRS OF SAID UTILITY FOR THE PERIOD COVERED BY THIS REPORT IN RESPECT TO EACH AND EVERY MATTER AND THING SET FORTH, TO THE BEST OF MY KNOWLEDGE, INFORMATION AND BELIEF.

Sworn Statement: I HEREBY ATTEST THAT ALL PROPERTY TAXES FOR SAID COMPANY ARE CURRENT AND PAID IN FULL.

I HEREBY ATTEST THAT ALL SALES TAXES FOR SAID COMPANY ARE CURRENT AND PAID IN FULL.

Kar Miller
signature of owner/official

(602) 735-9001
telephone no.

RECEIVED
UTILITIES DIVISION
2019 MAR 15 A 9:46
ARIZONA CORPORATION
COMMISSION


SUBSCRIBED AND SWORN TO BEFORE ME A NOTARY PUBLIC
IN AND FOR THE COUNTY

THIS 12th DAY OF Maricopa
March, 2019
(month) and (year)

MY COMMISSION EXPIRES

10/13/2022
(date)

Christine J Troxel
(signature of notary public)



Verification and Sworn Statement

Verification:

State of 0 I, the undersigned of the
(state name)

County of (county name): 0
Name (owner or official) title: 0
Company name: Groom Creek Water Users Association

DO SAY THAT THIS ANNUAL UTILITY PROPERTY TAX AND SALES TAX REPORT TO THE ARIZONA CORPORATION COMMISSION.

FOR THE YEAR ENDING: 12/31/18

HAS BEEN PREPARED UNDER MY DIRECTION, FROM THE ORIGINAL BOOKS, PAPERS AND RECORDS OF SAID UTILITY; THAT I HAVE CAREFULLY EXAMINED THE SAME, AND DECLARE THE SAME TO BE A COMPLETE AND CORRECT STATEMENT OF BUSINESS AND AFFAIRS OF SAID UTILITY FOR THE PERIOD COVERED BY THIS REPORT IN RESPECT TO EACH AND EVERY MATTER AND THING SET FORTH, TO THE BEST OF MY KNOWLEDGE, INFORMATION AND BELIEF.

Sworn Statement: IN ACCORDANCE WITH THE REQUIREMENTS OF TITLE 40, ARTICLE 8, SECTION 40-401, ARIZONA REVISED STATUTES, IT IS HEREIN REPORTED THAT THE GROSS OPERATING REVENUE OF SAID UTILITY DERIVED FROM ARIZONA INTRASTATE UTILITY OPERATIONS DURING THE CALENDAR YEAR WAS:

Arizona Intrastate Gross Operating Revenues Only (\$)

208,290.18

(The amount in the box above includes

12,413.95 in sales taxes billed or collected)

RECEIVED
UTILITIES DIVISION
2019 MAR 15 A 9:46
ARIZONA CORPORATION
COMMISSION

KJ Miller

signature of owner/official

0

telephone no.

SUBSCRIBED AND SWORN TO BEFORE ME A NOTARY PUBLIC
IN AND FOR THE COUNTY

Maricopa

(county name)

THIS

12th

DAY OF


March, 2019

(month) and (year)

MY COMMISSION EXPIRES

10/13/2022

(date)



CJ Troxel
(signature of notary public)

Verification and Sworn Statement (Residential Revenue)

Verification:

State of 0 I, the undersigned of the
(state name)

County of (county name): 0
Name (owner or official) title: 0
Company name: Groom Creek Water Users Association

DO SAY THAT THIS ANNUAL UTILITY PROPERTY TAX AND SALES TAX REPORT TO THE ARIZONA CORPORATION COMMISSION.

FOR THE YEAR ENDING: 12/31/18

HAS BEEN PREPARED UNDER MY DIRECTION, FROM THE ORIGINAL BOOKS, PAPERS AND RECORDS OF SAID UTILITY; THAT I HAVE CAREFULLY EXAMINED THE SAME, AND DECLARE THE SAME TO BE A COMPLETE AND CORRECT STATEMENT OF BUSINESS AND AFFAIRS OF SAID UTILITY FOR THE PERIOD COVERED BY THIS REPORT IN RESPECT TO EACH AND EVERY MATTER AND THING SET FORTH, TO THE BEST OF MY KNOWLEDGE, INFORMATION AND BELIEF.

Sworn Statement: IN ACCORDANCE WITH THE REQUIREMENTS OF TITLE 40, ARTICLE 8, SECTION 40-401, ARIZONA REVISED STATUTES, IT IS HEREIN REPORTED THAT THE GROSS OPERATING REVENUE OF SAID UTILITY DERIVED FROM ARIZONA INTRASTATE UTILITY OPERATIONS RECEIVED FROM RESIDENTIAL CUSTOMERS DURING THE CALENDAR YEAR WAS:

Arizona Intrastate Gross Operating Revenues Only (\$)

200,290

(The amount in the box above includes

12,414 in sales taxes
billed or collected)

RECEIVED
UTILITIES DIVISION
2019 MAR 15 A 9:46
ARIZONA CORPORATION
COMMISSION

RJ Miller
signature of owner/official

0
telephone no.

SUBSCRIBED AND SWORN TO BEFORE ME A NOTARY PUBLIC
IN AND FOR THE COUNTY

Maricopa

(county name)

THIS

12th

DAY OF


March, 2019

(month) and (year)

MY COMMISSION EXPIRES

10/13/2022

(date)



CJ Troxel
(signature of notary public)

RECEIVED
 UTILITIES DIVISION
 2019 JUN 10 A 11:13

Company: GROOM CREEK WATER USERS ASSOCIATION
 Docket No.:
 Name of the System: GROOM CREEK WATER USERS ASSOCIATION
 ADEQ Public Water System Number: AZ0413040
 ADWR PCC Number: CWS: 91-000629-0000

| 2018 Utility Shutoffs / Disconnects | | | |
|-------------------------------------|--|-------------------------------------|----------|
| Month | Termination without Notice R14-2-410.B | Termination with Notice R14-2-410.C | Other |
| January | 0 | 0 | 0 |
| February | 0 | 1 | 0 |
| March | 0 | 0 | 0 |
| April | 0 | 0 | 0 |
| May | 0 | 0 | 0 |
| June | 0 | 0 | 0 |
| July | 0 | 0 | 0 |
| August | 0 | 0 | 0 |
| September | 0 | 0 | 0 |
| October | 0 | 0 | 0 |
| November | 0 | 0 | 0 |
| December | 0 | 1 | 0 |
| Total | 0 | 2 | 0 |

Other (description):

Instructions: Fill out the Grey Cells with the relevant information. Input 0 or none if there is nothing recorded in that account or there is no applicable information to report.