

ANNUAL REPORT

Of

Company Name:
PO Box 3897

Mailing Address: Prescott AZ
86302

Docket No.: W-01865A
For the Year Ended:

RECEIVED
UTILITIES DIVISION
2021 MAR -4 A 9:57
ARIZONA CORPORATION
COMMISSION

WATER UTILITY

To

Arizona Corporation Commission

Due on April 15th

Email: Util-Compliance@azcc.gov, mail or deliver the completed Annual Report to:
Arizona Corporation Commission
Compliance Section - Utilities Division
1200 West Washington Street
Phoenix, Arizona 85007

Application Type:
Application Date:

ARIZONA CORPORATION COMMISSION
WATER UTILITY ANNUAL REPORT
Groom Creek Water Users Association
A Class Utility

For the Calendar Year Ended: 12/31/20

Primary Address: P.O. Box 3897
City: PRESCOTT State: ARIZONA Zip Code: 86302

Telephone Number: 928 717-4495

Date of Original Organization of Utility: 1978

Person to whom correspondence should be addressed concerning this report:

Name: KAL MILLER
Telephone No.: 602 725-3001
Address: 118 W. NORTHVIEW AVE.
City: PHOENIX State: ARIZONA Zip Code: 85021
Email: KALBAR1963@GMAIL.COM

Name: KARIN ANDERSON
Telephone No.: 928 717-4495
Address: P.O. Box 3897
City: PRESCOTT State: ARIZONA Zip Code: 86302
Email: GCWUA@AOL.COM

Name: _____
Telephone No.: _____
Address: _____
City: _____ State: _____ Zip Code: _____
Email: _____

Name: _____
Telephone No.: _____
Address: _____
City: _____ State: _____ Zip Code: _____
Email: _____

Name: _____
Telephone No.: _____
Address: _____
City: _____ State: _____ Zip Code: _____
Email: _____

Ownership: _____

Counties Served: _____

Important changes during the year

	For those companies not subject to the affiliated interest rules, has there been a change in ownership or direct control during the year? <i>No</i>
	If yes, please provide specific details in the box below.

	Has the company been notified by any other regulatory authorities during the year, that they are out of compliance? <i>No</i>
	If yes, please provide specific details in the box below.

Groom Creek Water Users Association
 Annual Report
 Utility Plant in Service (Water)
 12/31/20

Utility Plant in Service (Water)							
Account No.	Description	Beginning Year Original Cost	Current Year Additions	Current Year Retirements	Adjusted Original Cost	Accumulated Depreciation	OCLO (OC less AD)
301	Organization	0	0	0	-	0	0
302	Franchises	0	0	0	-	0	0
303	Land and Land Rights	0	0	0	-	0	0
304	Structures and Improvements	341381	0	0	-	101797	239584
305	Collecting & Improving Reservoirs	0	0	0	-	0	0
306	Lake, River, Canal Intakes	0	0	0	-	0	0
307	Wells and Springs	0	0	0	-	0	0
308	Infiltration Galleries	0	0	0	-	0	0
309	Supply Mains	0	0	0	-	0	0
310	Power Generation Equipment	25500	0	0	-	7599	17901
311	Pumping Equipment	157210	0	0	-	45219	111991
320	Water Treatment Equipment	0	0	0	-	0	0
320.1	Water Treatment Plants	1080	0	0	-	319	761
320.2	Solution Chemical Feeders	0	0	0	-	0	0
320.3	Point-of-Use Treatment Devices	0	0	0	-	0	0
330	Distribution Reservoirs and Standpipes	0	0	0	-	0	0
330.1	Storage Tanks	108731	33144	0	141875	26474	115401
330.2	Pressure Tanks	37324	0	0	-	12107	25217
331	Transmission and Distribution Mains	714846	0	0	-	214978	499868
333	Services	335259	0	0	-	101521	233738
334	Meters and Meter Installations	92891	0	0	-	27147	65744
335	Hydrants	44290	0	0	-	12818	31472
336	Backflow Prevention Devices	23150	0	0	-	6537	16613
339	Other Plant and Misc. Equipment	31700	0	0	-	9536	22164
340	Office Furniture and Equipment	3142	0	0	-	970	2172
340.1	Computer & Software	5000	0	0	-	1507	3493
341	Transportation Equipment	0	0	0	-	0	0
342	Stores Equipment	0	0	0	-	0	0
343	Tools, Shop and Garage Equipment	0	0	0	-	0	0
344	Laboratory Equipment	0	0	0	-	0	0
345	Power Operated Equipment	125419	0	0	-	38702	86717
346	Communication Equipment	0	0	0	-	0	0
347	Miscellaneous Equipment	35249	0	0	-	11578	23671
348	Other Tangible Plant	46868	0	0	-	14849	32019
	Totals	2,129,040	33144	0	141875	633,658	1,528,526

Groom Creek Water Users Association
 Annual Report
 Depreciation Expense for the Current Year (Water)
 12/31/20

Depreciation Expense for the Current Year (Water)									
Account No.	Description	Beginning Year Original Cost	Current Year Additions	Current Year Retirements	Adjusted Original Cost	Fully Depreciated/Non-depreciable Plant	Depreciable Plant	Depreciation Percentages	Depreciation Expense
301	Organization	0	0	0	-	0		0	0
302	Franchises	0	0	0	-	0		0	0
303	Land and Land Rights	0	0	0	-	0		0	0
304	Structures and Improvements	341381	0	0	-	0		16	8880
305	Collecting & Improving Reservoirs	0	0	0	-	0		0	0
306	Lake, River, Canal Intakes	0	0	0	-	0		0	0
307	Wells and Springs	0	0	0	-	0		0	0
308	Infiltration Galleries	0	0	0	-	0		0	0
309	Supply Mains	0	0	0	-	0		0	0
310	Power Generation Equipment	25500	0	0	-	0		1.2	666
311	Pumping Equipment	157210	0	0	-	0		7.3	4051
320	Water Treatment Equipment	0	0	0	-	0		0	0
320.1	Water Treatment Plants	1080	0	0	-	0		0.05	28
320.2	Solution Chemical Feeders	0	0	0	-	0		0	0
320.3	Point-of-Use Treatment Devices	0	0	0	-	0		0	0
330	Distribution Reservoirs and Standpipes	0	0	0	-	0		0	0
330.1	Storage Tanks	108731	33144	0	141875	0		6.6	3663
330.2	Pressure Tanks	37324	0	0	-	0		1.7	943
331	Transmission and Distribution Mains	714846	0	0	-	0		33.1	18370
333	Services	335259	0	0	-	0		15.5	8602
334	Meters and Meter Installations	92891	0	0	-	0		4.3	2386
335	Hydrants	44290	0	0	-	0		2	1110
336	Backflow Prevention Devices	23150	0	0	-	0		1.1	610
339	Other Plant and Misc. Equipment	31700	0	0	-	0		1.5	832
340	Office Furniture and Equipment	3142	0	0	-	0		0.15	83
340.1	Computer & Software	5000	0	0	-	0		0.23	128
341	Transportation Equipment	0	0	0	-	0		0	0
342	Stores Equipment	0	0	0	-	0		0	0
343	Tools, Shop and Garage Equipment	0	0	0	-	0		0	0
344	Laboratory Equipment	0	0	0	-	0		0	0
345	Power Operated Equipment	125419	0	0	-	0		5.8	3219
346	Communication Equipment	0	0	0	-	0		0	0
347	Miscellaneous Equipment	35249	0	0	-	0		1.6	888
348	Other Tangible Plant	46868	0	0	-	0		1.87	1039
	Subtotal	2,129,090	33,140	0	141875	0		100	55,498

Contribution(s) in Aid of Construction (Gross) 800,000
 Less: Non Amortizable Contribution(s)
 Fully Amortized Contribution(s)
 Amortizable Contribution(s) 0
 Times: Proposed Amortization Rate
 Amortization of CIAC

Less: Amortization of CIAC
DEPRECIATION EXPENSE

Groom Creek Water Users Association
 Annual Report
 Balance Sheet Assets
 12/31/20

Balance Sheet Assets				
	Assets		Balance at Beginning of Year (2020)	Balance at End of Year (2020)
Account No.	Current and Accrued Assets			
131	Cash		154,072	210,587
134	Working Funds		0	0
135	Temporary Cash Investments		0	0
141	Customer Accounts Receivable		17,199	17,255
146	Notes Receivable from Associated Companies		0	0
151	Plant Material and Supplies		0	0
162	Prepayments		0	418
174	Miscellaneous Current and Accrued Assets		64,684	65,224
	Total Current and Accrued Assets		235,955	293,584
Account No.	Fixed Assets			
101	Utility Plant in Service*		2,129,040	2,162,184
103	Property Held for Future Use		0	0
105	Construction Work in Progress		0	0
108	Accumulated Depreciation (enter as negative)*		- 577,980	- 633,658
121	Non-Utility Property		0	0
122	Accumulated Depreciation - Non Utility		0	0
	Total Fixed Assets		1,551,060	1,528,526
	Total Assets		1,787,015	1,822,110

*Note these items feed automatically from AR3 UPIS Page 4

Groom Creek Water Users Association
 Annual Report
 Balance Sheet Liabilities and Owners Equity

Balance Sheet Liabilities and Owners Equity				
Account No.	Liabilities		Balance at Beginning of Year (2020)	Balance at End of Year (2020)
	Current Liabilities			
231	Accounts Payable		0	0
232	Notes Payable (Current Portion)		38,399	41,530
234	Notes Payable to Associated Companies		0	0
235	Customer Deposits		2800	7800
236	Accrued Taxes		1855	1829
237	Accrued Interest		0	0
242	Miscellaneous Current and Accrued Liabilities		52,804	60,758
	Total Current Liabilities		95,858	111,917
	Long Term Debt			
224	Long Term Debt (Notes and Bonds)		421,867	378,808
	Deferred Credits			
251	Unamortized Premium on Debt		0	0
252	Advances in Aid of Construction		0	0
255	Accumulated Deferred Investment Tax Credits		0	0
271	Contributions in Aid of Construction		0	0
272	Less: Amortization of Contributions		0	0
281	Accumulated Deferred Income Tax		0	0
	Total Deferred Credits		0	0
	Total Liabilites		517,725	490,725
	Capital Accounts			
201	Common Stock Issued		815,628	815,628
211	Other Paid-In Capital		0	0
215	Retained Earnings		453,662	515,757
218	Proprietary Capital (Sole Props and Partnerships)		0	0
	Total Capital		1,269,290	1,331,385
	Total Liabilities and Capital		1,787,015	1,822,110

Note: Total liabilities and Capital must match total assets for the beginning and end of the year!

Groom Creek Water Users Association
Annual Report
Water Comparative Income Statement
12/31/20

Water Comparative Income Statement			
Account No.	Calendar Year	Current Year 01/01/2020 - 12/31/2020	Last Year 01/01/2019 - 12/31/2019
	Operating Revenue		
461	Metered Water Revenue	204,295	190,468
460	Unmetered Water Revenue	0	0
462	Fire Protection Revenue	0	0
469	Guaranteed Revenues (Surcharges)	0	0
471	Miscellaneous Service Revenues	0	0
474	Other Water Revenue	1159	1042
	Total Revenues	205,454	191,510
	Operating Expenses		
601	Salaries and Wages	33,904	31,700
604	Employee Pensions and Benefits	0	0
610	Purchased Water	0	0
615	Purchased Power	3954	4691
618	Chemicals	0	0
620	Materials and Supplies	4285	4204
620.1	Repairs and Maintenance	7405	31,960
620.2	Office Supplies and Expense	8715	6259
630	Contractual Services	328	4471
631	Contractual Services - Engineering	0	0
632	Contractual Services - Accounting	10,500	10,800
633	Contractual Services - Legal	453	541
634	Contractual Services - Management Fees	0	0
635	Contractual Services - Water Testing	4694	5,548
636	Contractual Services - Other	0	0
640	Rents	3346	3346
641	Rental of Building/Real Property	0	0
642	Rental of Equipment	0	0
650	Transportation Expenses	544	598
657	Insurance - General Liability	4195	4153
657.1	Insurance - Health and Life	1649	1464
665	Regulatory Commission Expense - Rate	10	0
670	Bad Debt Expense	0	0
675	Miscellaneous Expense	886	5619
403	Depreciation Expense (From Schedule AR4)	55498	55085
408	Taxes Other Than Income	0	0
408.11	Property Taxes	7343	7397
409	Income Taxes	0	0
427.1	Customer Security Deposit Interest	0	0
	Total Operating Expenses	147,169	177,836
	Operating Income / (Loss)	58,285	13,674
	Other Income / (Expense)		
419	Interest and Dividend Income	3354	2616
421	Non-Utility Income	137	117
426	Miscellaneous Non-Utility (Expense)	0	0
427	Interest (Expense)	-17408	-18,947
	Total Other Income / (Expense)	-13917	-16,814
	Net Income / (Loss)	44368	-3140

Groom Creek Water Users Association
 Annual Report
 Full time equivalent employees
 12/31/20

Full time equivalent employees

	Direct Company	Allocated	Outside service	Total
President	0	0	0	0
Vice-president	0	0	0	0
Manager	0	0	0	0
Engineering Staff	0	0	0	0
System Operator(s)	0	0	0	0
Meter reader	0	0	0	0
Customer Service	0	0	0	0
Accounting	0	0	0	0
Business Office	0	0	0	0
Rates Department	0	0	0	0
Administrative Staff	0	0	0	0
Other				
Total	0	0	0	0

Groom Creek Water Users Association
 Annual Report
 Supplemental Financial Data (Long-Term Debt)
 12/31/20

Supplemental Financial Data (Long-Term Debt)				
	Loan #1	Loan #2	Loan #3	Loan #4
Date Issued	03/2010			
Source of Loan	WIFA			
ACC Decision No.	70627			
Reason for Loan	UPGRADE			
Dollar Amt. Issued	800,000			
Amount Outstanding	378,808			
Date of Maturity	08/29			
Interest Rate	3.93			
Current Year Interest	17,408			
Current Year Principal	41,530			

Meter Deposit Balance at Test Year End:	7800
---	------

Meter Deposits Refunded During the Test Year:	1000
---	------

List all bonds, notes, loans, and other types of indebtedness in which the proceeds were used in the provision of public utility service. Indebtedness incurred for personal uses by the owner of the utility should not be listed. Input 0 or none if there is nothing to report for that cell.

Well and Water Usage											
Name of the System:		GCUVA									
ADEQ Public Water System Number:		AZ 0413040									
ADWR PCC Number:		CWS 91-000629-000									
Well registry 55# (55-XXXXXX):	Pump Horsepower	Pump Yield (gpm)	Casing Depth (feet)	Casing Diameter (inches)	Pump Motor Type **	Year Drilled	Water level 2010	Water level 2020	Meter Size (inches)	How measured:	Active
55-800987	2.0		220	9	SUB	1981	32'9"	25'9"	2	GPM	YES
55-556222	1.5		240	9	SUB	N/A	8'6"	7'6"	2	GPM	YES

Name of system water delivered to: NA
 ADWR PCC Number: NA
 Source of water delivered to another system: NA
 Name of system water received from: NA
 ADWR PCC Number: NA
 Source of water received: NA
 Well registry 55# (55-XXXXXX): NA

Month	Water withdrawn (gallons) ¹	Water sold (gallons) ²	Water delivered (sold) to other systems (gallons) ³	Water received (purchased) from other systems (gallons) ⁴	Estimated authorized use (gallons) ⁵	Purchased Power Expense ⁶	Purchased Power (kWh) ⁷
January	315 400	321 660	0	0		395	2080
February	299 300	287 690	0	0		337	1792
March	282 700	275 950	0	0		332	1676
April	314 000	368 920	0	0		320	1644
May	537 900	516 300	0	0		375	1867
June	721 300	680 250	0	0		354	1996
July	658 700	622 780	0	0	6000	409	2063
August	655 300	615 630	0	0	6000	393	1973
September	515 700	549 400	0	0		326	1878
October	519 900	509 400	0	0		355	1725
November	430 100	415 820	0	0		298	1471
December	342 200	342 030	0	0		418	2297
Totals	0.00	0.00	0.00	0.00	0.00	\$0	0

If applicable, in the space below please provide a description for all un-metered water use along with amounts:
 July + August 2020: Hydrant EXERCISE

¹ Water withdrawn - Total gallons of water withdrawn from pumped sources.
² Water sold - Total gallons from customer meters, and other sales such as construction water.
³ Water delivered (sold) to other systems - Total gallons of water delivered to other systems.
⁴ Water received (purchased) from other systems - Total gallons of water purchased/received from other systems.
⁵ Estimated authorized use - Total estimated gallons from authorized metered or unmetered use. Authorized uses such as flushing (mains, services and hydrants) draining/cleaning tanks, process, construction, fire fighting, etc. Non-authorized use (real losses) are service line breaks and leaks, water main breaks, meter inaccuracies and theft.
⁶ Enter the total purchased power costs for the power meters associated with this system.
⁷ Enter the total purchased kWh used by the power meters associated with this system.

Water Utility Plant Description	
Name of the System:	GCWUA
ADEQ Public Water System Number:	AZ 0413040
ADWR PEC Number:	CW 5 91-000629-0000

MAINS		
Sizes (inches)	Material	Length (feet)
2	PVC - SCH 80	3720
6	C-900 PVC CLASS 200	18781

CUSTOMER METERS			
Size (inches)	Quantity	Percent over 1,000,000 gallons	Percent over 10 years old
5/8 x 3/4	227	NA	NA
1 x 1	1	NA	NA

SERVICE LINES		
Material	Percent of system	Year installed
1" COPPER	100	2010

BOOSTER PUMPS		
Horsepower	GPM	Quantity
7.5	107	3
40	500	1

FIRE HYDRANTS	
Type	Quantity
Standard *	12
Other Post	2

STORAGE TANKS			
Capacity (gallons)	Material	Quantity	Year installed
65000	CARBON STEEL	1	2011
44000	STEEL	2	1980

PRESSURE/BLADDER TANKS			
Capacity (gallons)	Material	Quantity	Year installed
3000	STEEL	1	2011

* A standard fire hydrant has two 2.5 inch hose connection nozzles with 7.5 threads per inch, and one 4.5 inch pumper connection nozzle with 4 threads per inch.

Water Utility Plant Description (Continued)

For the following three items, list the utility owned assets in each category for each system.

TREATMENT EQUIPMENT:	1 EA 60 GAL CHLORINATION TANK 1 EA 30 GAL CHLORINATION TANK 2 EA CHLORINE INJECTION PUMPS
STRUCTURES:	2 EA WELL HOUSES 2 EA STORAGE SHEDS 1 EA BOOSTER PUMP STATION
OTHER:	2 EA EMERGENCY GENERATORS

Provide a calculation used to determine the value of one water equivalent residential connection (ERC).

Use one of the following methods:

- (a) If actual flow data are available from the preceding 12 months, divide the total annual single family residence (SFR) gallons sold by the average number of single family residence customers for the same period and divide the result by 365
- (b) If no historical flow data are available, use:

$$ERC = (\text{Total SFR gallons sold (Omit 000)} / 365 \text{ days} / 350 \text{ gallons per day})$$

ERC
 Method used: 47 gal/day
(a)

Customer and Other Information	
Name of the System:	G C W O A
ADEQ Public Water System Number:	AZ 0413040
ADWR PCC Number:	CWS 91-000629-0000

Month	Number of Customers				
	Single-Family	Multi-Family	Commercial	Turf/Irrigation	Other Non-Residential
January	225	0	1	0	0
February	225	0	1	0	0
March	226	0	1	0	0
April	227	0	1	0	0
May	227	0	1	0	0
June	227	0	1	0	0
July	227	0	1	0	0
August	227	0	1	0	0
September	227	0	1	0	0
October	227	0	1	0	0
November	227	0	1	0	0
December	227	0	1	0	0

If the system has fire hydrants, what is the fire flow requirements? GPM for hrs.

Does the system have chlorination treatment?

Does the Company have an ADWR Gallons Per Capita Per Day (GCPCPD) requirement?
 If yes, provide the GPCPD amount:

Is the Water Utility located in an ADWR Active Management Area (AMA)?
 If yes, which AMA?

What is the present system connection capacity (in ERCs *) using existing lines?

What is the future system connection capacity (in ERCs *) upon service area buildout?

Describe any plans and estimated completion dates for any enlargements or improvements of this system.

* an ERC is based on the calculation on the bottom of AR9 page 12.

Groom Creek Water Users Association
 Annual Report
 Utility Shutoffs / Disconnects
 12/31/20

Utility Shutoffs / Disconnects	
Name of the System:	GCWUA
ADEQ Public Water System Number:	AZ0413040
ADWR PCC Number:	CWS 91-000629-0000

Month	Termination without Notice R14-2-410.B	Termination with Notice R14-2-410.C	Other
January	0	1	0
February	0	2	0
March	0	0	0
April	0	1	0
May	0	1	0
June	0	2	0
July	0	1	0
August	0	1	0
September	0	1	0
October	0	0	0
November	0	0	0
December	0	0	0
Total	0	10	0

Other (description):

JAN TERMINATION REINSTATED IN FEB
 FEB + JUNE TERMINATIONS REINSTATED SAME
 DAY SERVICE WAS TERMINATED
 APRIL TERMINATION REINSTATED LATE SEPT.

Instructions: Fill out the Grey Cells with the relevant information. Input 0 or none if there is nothing recorded in that account or there is no applicable information to report.

Groom Creek Water Users Association
Annual Report
Property Taxes
12/31/20

Property Taxes

Amount of actual property taxes paid during Calendar Year 2020 was

7343.27

If no property taxes paid, explain why.

Instructions: Fill out the Grey Cells with the relevant information. Input 0 or none if there is nothing recorded in that account or there is no applicable information to report.

Verification and Sworn Statement (Taxes)

Verification: State of ARIZONA I, the undersigned of the
(state name)

County of (county name): YAVAPAI
Name (owner or official) title: KAL MILLER PRESIDENT
Company name: GROOM CREEK WATER USERS ASSOC.

DO SAY THAT THIS ANNUAL UTILITY PROPERTY TAX AND SALES TAX REPORT TO THE ARIZONA CORPORATION COMMISSION.

FOR THE YEAR ENDING: 12/31/20

HAS BEEN PREPARED UNDER MY DIRECTION, FROM THE ORIGINAL BOOKS, PAPERS AND RECORDS OF SAID UTILITY; THAT I HAVE CAREFULLY EXAMINED THE SAME, AND DECLARE THE SAME TO BE A COMPLETE AND CORRECT STATEMENT OF BUSINESS AND AFFAIRS OF SAID UTILITY FOR THE PERIOD COVERED BY THIS REPORT IN RESPECT TO EACH AND EVERY MATTER AND THING SET FORTH, TO THE BEST OF MY KNOWLEDGE, INFORMATION AND BELIEF.

Sworn Statement: I HEREBY ATTEST THAT ALL PROPERTY TAXES FOR SAID COMPANY ARE CURRENT AND PAID IN FULL.

I HEREBY ATTEST THAT ALL SALES TAXES FOR SAID COMPANY ARE CURRENT AND PAID IN FULL.

KJ Miller Pres
signature of owner/official

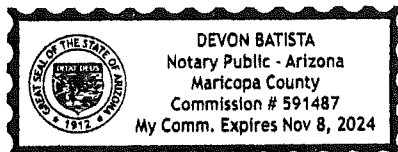
(602) 725-3001
telephone no.

RECEIVED
UTILITIES DIVISION
2021 MAR -4 A 9:57
ARIZONA CORPORATION
COMMISSION

SUBSCRIBED AND SWORN TO BEFORE ME A NOTARY PUBLIC
IN AND FOR THE COUNTY

THIS 1st DAY OF March 2021
(month) and (year)

MY COMMISSION EXPIRES 11-08-2024
(date)



Devon Batista
(signature of notary public)

Verification and Sworn Statement

Verification:

State of ARIZONA I, the undersigned of the
(state name)

County of (county name):

Name (owner or official) title:

Company name:

YAVAPAI
KAL MILLER, PRESIDENT
GROOM CREEK WATER USERS ASSOC.

DO SAY THAT THIS ANNUAL UTILITY PROPERTY TAX AND SALES TAX REPORT TO THE ARIZONA CORPORATION COMMISSION.

FOR THE YEAR ENDING: 12/31/20

HAS BEEN PREPARED UNDER MY DIRECTION, FROM THE ORIGINAL BOOKS, PAPERS AND RECORDS OF SAID UTILITY; THAT I HAVE CAREFULLY EXAMINED THE SAME, AND DECLARE THE SAME TO BE A COMPLETE AND CORRECT STATEMENT OF BUSINESS AND AFFAIRS OF SAID UTILITY FOR THE PERIOD COVERED BY THIS REPORT IN RESPECT TO EACH AND EVERY MATTER AND THING SET FORTH, TO THE BEST OF MY KNOWLEDGE, INFORMATION AND BELIEF.

Sworn Statement: IN ACCORDANCE WITH THE REQUIREMENTS OF TITLE 40, ARTICLE 8, SECTION 40-401, ARIZONA REVISED STATUTES, IT IS HEREIN REPORTED THAT THE GROSS OPERATING REVENUE OF SAID UTILITY DERIVED FROM ARIZONA INTRASTATE UTILITY OPERATIONS DURING THE CALENDAR YEAR WAS:

Arizona Intrastate Gross Operating Revenues Only (\$)

214,913

(The amount in the box above includes

12,789 in sales taxes
billed or collected)

RECEIVED
UTILITIES DIVISION
2021 MAR -4 A 9:57
ARIZONA CORPORATION
COMMISSION

KJ Miller Pres
signature of owner/official

(602) 725-3001
telephone no.

SUBSCRIBED AND SWORN TO BEFORE ME A NOTARY PUBLIC
IN AND FOR THE COUNTY

THIS

1st

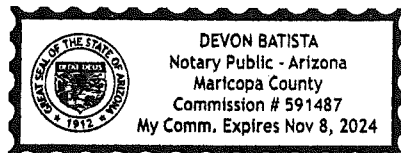
DAY OF

Maricopa
(county name)

March 2021
(month) and (year)

MY COMMISSION EXPIRES

11-08-2024
(date)



Devon Batista
(signature of notary public)

Verification and Sworn Statement (Residential Revenue)

Verification:

State of ARIZONA I, the undersigned of the
(state name)

County of (county name): YAVAPAI
Name (owner or official) title: KAL MILLER, PRESIDENT
Company name: GROOM CREEK WATER USERS ASSOC.

DO SAY THAT THIS ANNUAL UTILITY PROPERTY TAX AND SALES TAX REPORT TO THE ARIZONA CORPORATION COMMISSION.

FOR THE YEAR ENDING: 12/31/20

HAS BEEN PREPARED UNDER MY DIRECTION, FROM THE ORIGINAL BOOKS, PAPERS AND RECORDS OF SAID UTILITY; THAT I HAVE CAREFULLY EXAMINED THE SAME, AND DECLARE THE SAME TO BE A COMPLETE AND CORRECT STATEMENT OF BUSINESS AND AFFAIRS OF SAID UTILITY FOR THE PERIOD COVERED BY THIS REPORT IN RESPECT TO EACH AND EVERY MATTER AND THING SET FORTH, TO THE BEST OF MY KNOWLEDGE, INFORMATION AND BELIEF.

Sworn Statement: IN ACCORDANCE WITH THE REQUIREMENTS OF TITLE 40, ARTICLE 8, SECTION 40-401, ARIZONA REVISED STATUTES, IT IS HEREIN REPORTED THAT THE GROSS OPERATING REVENUE OF SAID UTILITY DERIVED FROM ARIZONA INTRASTATE UTILITY OPERATIONS RECEIVED FROM RESIDENTIAL CUSTOMERS DURING THE CALENDAR YEAR WAS:

Arizona Intrastate Gross Operating Revenues Only (\$)

214,913

(The amount in the box above includes

12,789 in sales taxes
billed or collected)

RECEIVED
UTILITIES DIVISION
2021 MAR -4 A 9:57
ARIZONA CORPORATION
COMMISSION

KJ Miller Pres
signature of owner/official

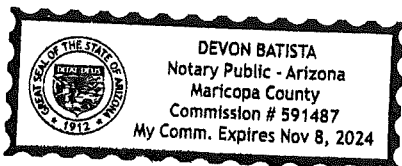
(602) 725-3001
telephone no.

SUBSCRIBED AND SWORN TO BEFORE ME A NOTARY PUBLIC
IN AND FOR THE COUNTY

Maricopa
(county name)

THIS 1st DAY OF March 2021
(month) and (year)

MY COMMISSION EXPIRES 11-08-2024
(date)



Devon Batista
(signature of notary public)

Groom Creek Water Users Association
Annual Report
for Income Tax Statement of Certification
12/31/20

for Income Tax Statement of Certification

Verification:

State of ARIZONA I, the undersigned of the
(state name)

County of (county name): YAVAPAI
Name (owner or official) title: KAL MILLER PRESIDENT
Company name: GROOM CREEK WATER USERS ASSOCI.

FOR THE YEAR ENDING: 12/31/20

Sworn Statement:

IN ACCORDANCE WITH THE REQUIREMENTS OF DECISION NO. 77084, BECAUSE THE UTILITY REQUIRES THE GROSS UP OF ADVANCES AND CONTRIBUTIONS, I HEREBY STATE THAT THE UTILITY A NET INCREASE IN CURRENT INCOME TAX EXPENSE OR A DECREASE IN DEFERRED TAX ASSET FOR A CARRY FORWARD ACCORDING TO GAAP IN AN AMOUNT EQUAL TO OR GREATER THAN THE AMOUNT OF THE REQUIRED GROSS UP PAID BY DEVELOPERS IN THE PERIOD COVERED BY THIS ANNUAL REPORT.

RECEIVED
UTILITIES DIVISION
2021 MAR -4 A 9:57
ARIZONA CORPORATION
COMMISSION

KJ Miller Pres
signature of owner/official

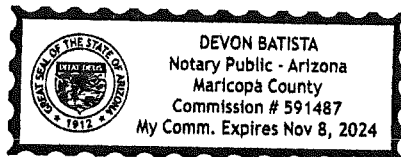
(602) 725-3001
telephone no.

SUBSCRIBED AND SWORN TO BEFORE ME A NOTARY PUBLIC
IN AND FOR THE COUNTY

Maricopa
(county name)

THIS 1st DAY OF March 2021
(month) and (year)

MY COMMISSION EXPIRES 11-08-2024
(date)



Devon Batista
(signature of notary public)