

ANNUAL REPORT

Of

Company Name: Halcyon Acres Water Users Association, Inc.
PO Box 18448

Mailing Address: Tucson AZ
85731-8448

Docket No.: W-01953A
For the Year Ended: 12/31/20

WATER UTILITY

To

Arizona Corporation Commission

Due on April 15th

Email: Util-Compliance@azcc.gov, mail or deliver the completed Annual Report to:
Arizona Corporation Commission
Compliance Section - Utilities Division
1200 West Washington Street
Phoenix, Arizona 85007

Application Type: Original Filing
Application Date: 5/8/2021

ARIZONA CORPORATION COMMISSION
WATER UTILITY ANNUAL REPORT
Halcyon Acres Water Users Association, Inc.
A Class ☐ Utility

For the Calendar Year Ended: 12/31/20

Primary Address:

PO Box 18448
City: Tucson State: Arizona Zip Code: 85731-844

Telephone Number:

520-298-7047

Date of Original Organization of Utility:

4/29/1946

Person to whom correspondence should be addressed concerning this report:

Name:

Roger L Still

Telephone No. :

520-907-7708

Address:

PO Box 18448
City: Tucson State: Arizona Zip Code: 85731

Email:

rlstill54@gmail.com
--

NA
Name:

--

Telephone No. :

--

Address:

City: State: Arizona Zip Code:

Email:

--

NA
Name:

--

Telephone No. :

--

Address:

City: State: Arizona Zip Code:

Email:

--

NA
Name:

--

Telephone No. :

--

Address:

City: State: Arizona Zip Code:

Email:

--

NA
Name:

--

Telephone No. :

--

Address:

City: State: Arizona Zip Code:

Email:

--

Ownership:

"C" Corporation

Counties Served:

Pima

ARIZONA CORPORATION COMMISSION
WATER UTILITY ANNUAL REPORT
Halcyon Acres Water Users Association, Inc.

Important changes during the year

No	For those companies not subject to the affiliated interest rules, has there been a change in ownership or direct control during the year?
----	---

If yes, please provide specific details in the box below.

No	Has the company been notified by any other regulatory authorities during the year, that they are out of compliance?
----	---

If yes, please provide specific details in the box below.

Halcyon Acres Water Users Association, Inc.
 Annual Report
 Utility Plant in Service (Water)
 12/31/20

Utility Plant in Service (Water)							
Account No.	Description	Beginning Year Original Cost	Current Year Additions	Current Year Retirements	Adjusted Original Cost	Accumulated Depreciation	OCLE (OC less AD)
301	Organization	\$0	\$0	\$0	\$0	\$0	\$0
302	Franchises	0	0	0	0	0	0
303	Land and Land Rights	0	0	0	0	0	0
304	Structures and Improvements	4,875	0	0	4,875	2,559	2,316
305	Collecting & Improving Reservoirs	0	0	0	0	0	0
306	Lake, River, Canal Intakes	0	0	0	0	0	0
307	Wells and Springs	194,765	0	0	194,765	55,035	139,730
308	Infiltration Galleries	0	0	0	0	0	0
309	Supply Mains	0	0	0	0	0	0
310	Power Generation Equipment	0	0	0	0	0	0
311	Pumping Equipment	55,727	13,115	0	68,842	48,673	20,169
320	Water Treatment Equipment	0	0	0	0	0	0
320.1	Water Treatment Plants	0	0	0	0	0	0
320.2	Solution Chemical Feeders	0	0	0	0	0	0
320.3	Point-of-Use Treatment Devices	0	0	0	0	0	0
330	Distribution Reservoirs and Standpipes	0	0	0	0	0	0
330.1	Storage Tanks	0	0	0	0	0	0
330.2	Pressure Tanks	35,740	0	0	35,740	35,740	0
331	Transmission and Distribution Mains	19,283	0	0	19,283	19,283	0
333	Services	0	0	0	0	0	0
334	Meters and Meter Installations	30,240	4,070	0	34,310	30,638	3,672
335	Hydrants	0	0	0	0	0	0
336	Backflow Prevention Devices	0	0	0	0	0	0
339	Other Plant and Misc. Equipment	19,360	0	0	19,360	7,327	12,033
340	Office Furniture and Equipment	0	0	0	0	0	0
340.1	Computer & Software	1,475	0	0	1,475	1,475	0
341	Transportation Equipment	0	0	0	0	0	0
342	Stores Equipment	0	0	0	0	0	0
343	Tools, Shop and Garage Equipment	0	0	0	0	0	0
344	Laboratory Equipment	0	0	0	0	0	0
345	Power Operated Equipment	0	0	0	0	0	0
346	Communication Equipment	0	0	0	0	0	0
347	Miscellaneous Equipment	0	0	0	0	0	0
348	Other Tangible Plant	0	0	0	0	0	0
	Totals	\$361,466	\$17,185	\$0	\$378,650	\$200,730	\$177,920

Halcyon Acres Water Users Association, Inc.
Annual Report
Depreciation Expense for the Current Year (Water)
12/31/20

Depreciation Expense for the Current Year (Water)									
Account No.	Description	Beginning Year Original Cost	Current Year Additions	Current Year Retirements	Adjusted Original Cost	Fully Depreciated/Non-depreciable Plant	Depreciable Plant	Depreciation Percentages	Depreciation Expense
301	Organization	\$0	\$0	\$0	\$0	\$0	\$0	0.00%	\$0
302	Franchises	0	0	0	0	0	0	0.00%	0
303	Land and Land Rights	0	0	0	0	0	0	0.00%	0
304	Structures and Improvements	4,875	0	0	4,875	0	4,875	5.00%	244
305	Collecting & Improving Reservoirs	0	0	0	0	0	0	0.00%	0
306	Lake, River, Canal Intakes	0	0	0	0	0	0	0.00%	0
307	Wells and Springs	194,765	0	0	194,765	11,513	183,252	2.50%	4,581
308	Infiltration Galleries	0	0	0	0	0	0	0.00%	0
309	Supply Mains	0	0	0	0	0	0	0.00%	0
310	Power Generation Equipment	0	0	0	0	0	0	0.00%	0
311	Pumping Equipment	55,727	13,115	0	68,842	31,997	36,845	18.99%	5,752
320	Water Treatment Equipment	0	0	0	0	0	0	0.00%	0
320.1	Water Treatment Plants	0	0	0	0	0	0	0.00%	0
320.2	Solution Chemical Feeders	0	0	0	0	0	0	0.00%	0
320.3	Point-of-Use Treatment Devices	0	0	0	0	0	0	0.00%	0
330	Distribution Reservoirs and Standpipes	0	0	0	0	0	0	0.00%	0
330.1	Storage Tanks	0	0	0	0	0	0	0.00%	0
330.2	Pressure Tanks	35,740	0	0	35,740	35,740	0	0.00%	0
331	Transmission and Distribution Mains	19,283	0	0	19,283	19,283	0	0.00%	0
333	Services	0	0	0	0	0	0	0.00%	0
334	Meters and Meter Installations	30,240	4,070	0	34,310	30,240	4,070	19.50%	397
335	Hydrants	0	0	0	0	0	0	0.00%	0
336	Backflow Prevention Devices	0	0	0	0	0	0	0.00%	0
339	Other Plant and Misc. Equipment	19,360	0	0	19,360	0	19,360	4.00%	774
340	Office Furniture and Equipment	0	0	0	0	0	0	0.00%	0
340.1	Computer & Software	1,475	0	0	1,475	1,475	0	0.00%	0
341	Transportation Equipment	0	0	0	0	0	0	0.00%	0
342	Stores Equipment	0	0	0	0	0	0	0.00%	0
343	Tools, Shop and Garage Equipment	0	0	0	0	0	0	0.00%	0
344	Laboratory Equipment	0	0	0	0	0	0	0.00%	0
345	Power Operated Equipment	0	0	0	0	0	0	0.00%	0
346	Communication Equipment	0	0	0	0	0	0	0.00%	0
347	Miscellaneous Equipment	0	0	0	0	0	0	0.00%	0
348	Other Tangible Plant	0	0	0	0	0	0	0.00%	0
	Subtotal	\$361,466	\$17,185	\$0	\$378,650	\$130,247	\$248,403		\$11,748

Contribution(s) in Aid of Construction (Gross)	\$0
Less: Non Amortizable Contribution(s)	0
Fully Amortized Contribution(s)	0
Amortizable Contribution(s)	\$0
Times: Proposed Amortization Rate	4.73%
Amortization of CIAC	\$0

Less: Amortization of CIAC \$0

DEPRECIATION EXPENSE **\$11,748**

Halcyon Acres Water Users Association, Inc.
Annual Report
Balance Sheet Assets
12/31/20

Balance Sheet Assets				
	Assets		Balance at Beginning of Year (2020)	Balance at End of Year (2020)
Account No.	Current and Accrued Assets			
131	Cash		\$254,077	\$256,824
134	Working Funds			
135	Temporary Cash Investments			
141	Customer Accounts Receivable		1,699	1,757
146	Notes Receivable from Associated Companies			
151	Plant Material and Supplies			
162	Prepayments			
174	Miscellaneous Current and Accrued Assets			
	Total Current and Accrued Assets		\$255,776	\$258,581
Account No.	Fixed Assets			
101	Utility Plant in Service*		\$361,466	\$378,650
103	Property Held for Future Use			
105	Construction Work in Progress			
108	Accumulated Depreciation (enter as negative)*		(188,980)	(200,730)
121	Non-Utility Property			
122	Accumulated Depreciation - Non Utility			
	Total Fixed Assets		\$172,486	\$177,920
	Total Assets		\$428,262	\$436,501

*Note these items feed automatically from AR3 UPIS Page 4

Halcyon Acres Water Users Association, Inc.
Annual Report
Balance Sheet Liabilities and Owners Equity

Balance Sheet Liabilities and Owners Equity				
	Liabilities		Balance at Beginning of Year (2020)	Balance at End of Year (2020)
Account No.	Current Liabilities			
231	Accounts Payable			
232	Notes Payable (Current Portion)			
234	Notes Payable to Associated Companies			
235	Customer Deposits			
236	Accrued Taxes			
237	Accrued Interest			
242	Miscellaneous Current and Accrued Liabilities			
	Total Current Liabilities		\$0	\$0
	Long Term Debt			
224	Long Term Debt (Notes and Bonds)			
	Deferred Credits			
251	Unamortized Premium on Debt			
252	Advances in Aid of Construction			
255	Accumulated Deferred Investment Tax Credits			
271	Contributions in Aid of Construction			
272	Less: Amortization of Contributions			
281	Accumulated Deferred Income Tax			
	Total Deferred Credits		\$0	\$0
	Total Liabilities		\$0	\$0
	Capital Accounts			
201	Common Stock Issued			
211	Other Paid-In Capital		358,829	358,829
215	Retained Earnings		69,432	77,672
218	Proprietary Capital (Sole Props and Partnerships)			
	Total Capital		\$428,261	\$436,501
	Total Liabilities and Capital		\$428,261	\$436,501

Note: Total liabilities and Capital must match total assets for the beginning and end of the year!

Halcyon Acres Water Users Association, Inc.
Annual Report
Water Comparative Income Statement
12/31/20

Water Comparative Income Statement			
Account No.	Calendar Year	Current Year 01/01/2020 - 12/31/2020	Last Year 01/01/2019 - 12/31/2019
	Operating Revenue		
461	Metered Water Revenue	\$22,291	\$19,336
460	Unmetered Water Revenue	0	0
462	Fire Protection Revenue	0	0
469	Guaranteed Revenues (Surcharges)	0	0
471	Miscellaneous Service Revenues	270	2,866
474	Other Water Revenue	0	0
	Total Revenues	\$22,561	\$22,201
	Operating Expenses		
601	Salaries and Wages	\$0	\$0
604	Employee Pensions and Benefits	0	0
610	Purchased Water	0	0
615	Purchased Power	11,042	10,059
618	Chemicals	0	0
620	Materials and Supplies	0	0
620.1	Repairs and Maintenance	1,449	2,409
620.2	Office Supplies and Expense	0	108
630	Contractual Services	0	724
631	Contractual Services - Engineering	0	0
632	Contractual Services - Accounting	0	300
633	Contractual Services - Legal	0	0
634	Contractual Services - Management Fees	0	0
635	Contractual Services - Water Testing	9,907	9,293
636	Contractual Services - Other	0	0
640	Rents	0	0
641	Rental of Building/Real Property	0	0
642	Rental of Equipment	0	0
650	Transportation Expenses	0	0
657	Insurance - General Liability	3,207	2,275
657.1	Insurance - Health and Life	0	0
665	Regulatory Commission Expense - Rate	0	0
670	Bad Debt Expense	0	0
675	Miscellaneous Expense	4,547	3,920
403	Depreciation Expense (From Schedule AR4)	11,748	9,450
408	Taxes Other Than Income	0	0
408.11	Property Taxes	1,814	1,043
409	Income Taxes	0	0
427.1	Customer Security Deposit Interest	0	0
	Total Operating Expenses	\$43,713	\$39,582
	Operating Income / (Loss)	(\$21,153)	(\$17,381)
	Other Income / (Expense)		
419	Interest and Dividend Income	\$169	\$182
421	Non-Utility Income	0	0
426	Miscellaneous Non-Utility (Expense)	0	0
427	Interest (Expense)	0	0
	Total Other Income / (Expense)	\$169	\$182
	Net Income / (Loss)	(\$20,984)	(\$17,199)

Halcyon Acres Water Users Association, Inc.
 Annual Report
 Full time equivalent employees
 12/31/20

Full time equivalent employees

	Direct Company	Allocated	Outside service	Total
President	0.0	0.0	0.0	0.0
Vice-president	0.0	0.0	0.0	0.0
Manager	0.0	0.0	0.0	0.0
Engineering Staff	0.0	0.0	0.0	0.0
System Operator(s)	0.0	0.0	0.0	0.0
Meter reader	0.0	0.0	0.0	0.0
Customer Service	0.0	0.0	0.0	0.0
Accounting	0.0	0.0	0.0	0.0
Business Office	0.0	0.0	0.0	0.0
Rates Department	0.0	0.0	0.0	0.0
Administrative Staff	0.0	0.0	0.0	0.0
Other	0.0	0.0	0.0	0.0
Total	0.0	0.0	0.0	0.0

Halcyon Acres Water Users Association, Inc.
Annual Report
Supplemental Financial Data (Long-Term Debt)
12/31/20

Supplemental Financial Data (Long-Term Debt)				
	Loan #1	Loan #2	Loan #3	Loan #4
Date Issued	None	None	None	None
Source of Loan	None	None	None	None
ACC Decision No.	None	None	None	None
Reason for Loan	None	None	None	None
Dollar Amt. Issued	None	None	None	None
Amount Outstanding	None	None	None	None
Date of Maturity	None	None	None	None
Interest Rate	None	None	None	None
Current Year Interest	None	None	None	None
Current Year Principal	None	None	None	None

Meter Deposit Balance at Test Year End:	\$0
---	-----

Meter Deposits Refunded During the Test Year:	\$0
---	-----

List all bonds, notes, loans, and other types of indebtedness in which the proceeds were used in the provision of public utility service. Indebtedness incurred for personal uses by the owner of the utility should not be listed. Input 0 or none if there is nothing to report for that cell.

Name of system water received from:	NA
ADWR PCC Number:	#N/A
Source of water received	NA
Well registry 55# (55-XXXXXXX):	NA

Month	Water withdrawn (gallons)1	Water sold (gallons)2	Water delivered (sold) to other systems (gallons)3	Water received (purchased) from other systems (gallons)4	Estimated authorized use (gallons)5	Purchased Power Expense6	Purchased Power (kWh)7
January	980,000.00	756,200.00	0.00	0.00	0.00	\$207	3,058
February	1,188,100.00	926,970.00	0.00	0.00	0.00	401	2,813
March	1,006,400.00	607,500.00	0.00	0.00	0.00	463	3,320
April	1,796,100.00	1,359,100.00	0.00	0.00	0.00	715	5,217
May	2,078,000.00	1,520,580.00	0.00	0.00	0.00	1,084	6,384
June	2,706,200.00	2,044,200.00	0.00	0.00	0.00	1,195	7,758
July	2,616,900.00	2,119,080.00	0.00	0.00	0.00	1,469	8,877
August	2,808,200.00	2,192,990.00	0.00	0.00	0.00	1,325	7,811
September	2,518,300.00	1,913,030.00	0.00	0.00	0.00	1,242	7,277
October	2,272,900.00	1,716,800.00	0.00	0.00	0.00	694	6,863
November	1,916,400.00	1,423,790.00	0.00	0.00	0.00	1,147	5,795
December	1,354,200.00	981,330.00	0.00	0.00	0.00	699	4,973
Totals	23,241,700.00	17,561,570.00	0.00	0.00	0.00	\$10,640	70,146

NA

- Page 11

Water Utility Plant Description			
Name of the System:	HALCYON ACRES WATER USERS ASSO		
ADEQ Public Water System Number:	AZ0410057		
ADWR PCC Number:	91-000423.0000		

MAINS		
Sizes (inches)	Material	Length (feet)
2.00	SCH 160 PVC	450
4.00	Stainless Steel	3,800
4.00	SCH 160 PVC	1,430
NA	NA	0
NA	NA	0
NA	NA	0
NA	NA	0
NA	NA	0
NA	NA	0
NA	NA	0
NA	NA	0
NA	NA	0
NA	NA	0
NA	NA	0

CUSTOMER METERS			
Size (inches)	Quantity	Percent over 1,000,000 gallons	Percent over 10 years old
1	79	1%	92%
1.5	1	0%	100%
2	1	0%	0%
NA	0	0%	0%
NA	0	0%	0%
NA	0	0%	0%
NA	0	0%	0%
NA	0	0%	0%
NA	0	0%	0%
NA	0	0%	0%
NA	0	0%	0%
NA	0	0%	0%
NA	0	0%	0%
NA	0	0%	0%
NA	0	0%	0%
NA	0	0%	0%

SERVICE LINES			
Material	Percent of system	Year installed	
NA	NA	NA	NA
NA	NA	NA	NA
NA	NA	NA	NA
NA	NA	NA	NA
NA	NA	NA	NA

BOOSTER PUMPS			
Horsepower	GPM	Quantity	
None	None	None	None
None	None	None	None
None	None	None	None
None	None	None	None

FIRE HYDRANTS	
Type	Quantity
Standard *	None
Other	None

STORAGE TANKS			
Capacity (gallons)	Material	Quantity	Year installed
5,000	Steel	1	1995
5000	Steel	1	2000
None	None	None	NA
None	None	None	NA
None	None	None	NA
None	None	None	NA

PRESSURE/BLADDER TANKS			
Capacity (gallons)	Material	Quantity	Year installed
None	None	None	None
None	None	None	None
None	None	None	None
None	None	None	None
None	None	None	None
None	None	None	None

* A standard fire hydrant has two 2.5 inch hose connection nozzles with 7.5 threads per inch, and one 4.5 inch pumper connection nozzle with 4 threads per inch.

Water Utility Plant Description (Continued)

For the following three items, list the utility owned assets in each category for each system.

TREATMENT EQUIPMENT:	NA
STRUCTURES:	NA
OTHER:	NA

Provide a calculation used to determine the value of one water equivalent residential connection (ERC).

Use one of the following methods:

- (a) If actual flow data are available from the preceding 12 months, divide the total annual single family residence (SFR) gallons sold by the average number of single family residence customers for the same period and divide the result by 365
- (b) If no historical flow data are available, use:

$$ERC = (\text{Total SFR gallons sold (Omit 000)} / 365 \text{ days} / 350 \text{ gallons per day})$$

ERC	124
Method used:	(a)

Customer and Other Information	
Name of the System:	HALCYON ACRES WATER USERS ASSO
ADEQ Public Water System Number:	AZ0410057
ADWR PCC Number:	91-000423.0000

Month	Number of Customers				Other Non-Residential
	Single-Family	Multi-Family	Commercial	Turf/Irrigation	
January	81	0	0	0	0
February	81	0	0	0	0
March	81	0	0	0	0
April	81	0	0	0	0
May	82	0	0	0	0
June	82	0	0	0	0
July	82	0	0	0	0
August	82	0	0	0	0
September	82	0	0	0	0
October	82	0	0	0	0
November	82	0	0	0	0
December	82	0	0	0	0

If the system has fire hydrants, what is the fire flow requirements? GPM for hrs.

Does the system have chlorination treatment?

Does the Company have an ADWR Gallons Per Capita Per Day (GPCPD) requirement?

If yes, provide the GPCPD amount:

Is the Water Utility located in an ADWR Active Management Area (AMA)?

If yes, which AMA?

What is the present system connection capacity (in ERCs *) using existing lines?

What is the future system connection capacity (in ERCs *) upon service area buildout?

Describe any plans and estimated completion dates for any enlargements or improvements of this system.

NA

* an ERC is based on the calculation on the bottom of AR9 page 12.

Halcyon Acres Water Users Association, Inc.
Annual Report
Utility Shutoffs / Disconnects
12/31/20

Utility Shutoffs / Disconnects	
Name of the System:	HALCYON ACRES WATER USERS ASSO
ADEQ Public Water System Number:	AZ0410057
ADWR PCC Number:	91-000423.0000

Month	Termination without Notice R14-2-410.B	Termination with Notice R14-2- 410.C	Other
January	0	0	0
February	0	0	0
March	0	0	0
April	0	0	0
May	0	0	0
June	0	0	0
July	0	0	0
August	0	0	0
September	0	0	0
October	0	0	0
November	0	0	0
December	0	0	0
Total	0	0	0

Other (description):

NA

Instructions: Fill out the Grey Cells with the relevant information. Input 0 or none if there is nothing recorded in that account or there is no applicable information to report.

Halcyon Acres Water Users Association, Inc.
Annual Report
Property Taxes
12/31/20

Property Taxes	
----------------	--

Amount of actual property taxes paid during Calendar Year 2020 was
--

\$1,814

If no property taxes paid, explain why.

NA

Instructions: Fill out the Grey Cells with the relevant information. Input 0 or none if there is nothing recorded in that account or there is no applicable information to report.

Verification and Sworn Statement (Taxes)

Verification: State of Arizona I, the undersigned of the
(state name)

County of (county name):

Pima

Name (owner or official) title:

Roger Still

Company name:

Halcyon Acres Water Users Association, Inc.

DO SAY THAT THIS ANNUAL UTILITY PROPERTY TAX AND SALES TAX REPORT TO THE ARIZONA CORPORATION COMMISSION.

FOR THE YEAR ENDING:

12/31/20

HAS BEEN PREPARED UNDER MY DIRECTION, FROM THE ORIGINAL BOOKS, PAPERS AND RECORDS OF SAID UTILITY; THAT I HAVE CAREFULLY EXAMINED THE SAME, AND DECLARE THE SAME TO BE A COMPLETE AND CORRECT STATEMENT OF BUSINESS AND AFFAIRS OF SAID UTILITY FOR THE PERIOD COVERED BY THIS REPORT IN RESPECT TO EACH AND EVERY MATTER AND THING SET FORTH, TO THE BEST OF MY KNOWLEDGE, INFORMATION AND BELIEF.

Sworn Statement: I HEREBY ATTEST THAT ALL PROPERTY TAXES FOR SAID COMPANY ARE CURRENT AND PAID IN FULL.

I HEREBY ATTEST THAT ALL SALES TAXES FOR SAID COMPANY ARE CURRENT AND PAID IN FULL.

Mr. Still
signature of owner/official

520-907-7708

telephone no.

SUBSCRIBED AND SWORN TO BEFORE ME A NOTARY PUBLIC
IN AND FOR THE COUNTY

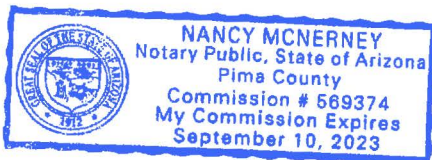
THIS

8th

DAY OF

Pima
(county name)

May 2021
(month) and (year)



MY COMMISSION EXPIRES

9-10-2023
(date)

[Signature]
(signature of notary public)

Verification and Sworn Statement

Verification:

State of Arizona I, the undersigned of the
(state name)
County of (county name): Pima
Name (owner or official) title: Roger Still
Company name: Halcyon Acres Water Users Association, Inc.

RECEIVED
UTILITIES DIVISION

2021 MAY 11 P 2:31

ARIZONA CORPORATION
COMMISSION

DO SAY THAT THIS ANNUAL UTILITY PROPERTY TAX AND SALES TAX REPORT TO THE ARIZONA CORPORATION COMMISSION.

FOR THE YEAR ENDING: 12/31/20

HAS BEEN PREPARED UNDER MY DIRECTION, FROM THE ORIGINAL BOOKS, PAPERS AND RECORDS OF SAID UTILITY; THAT I HAVE CAREFULLY EXAMINED THE SAME, AND DECLARE THE SAME TO BE A COMPLETE AND CORRECT STATEMENT OF BUSINESS AND AFFAIRS OF SAID UTILITY FOR THE PERIOD COVERED BY THIS REPORT IN RESPECT TO EACH AND EVERY MATTER AND THING SET FORTH, TO THE BEST OF MY KNOWLEDGE, INFORMATION AND BELIEF.

Sworn Statement: IN ACCORDANCE WITH THE REQUIREMENTS OF TITLE 40, ARTICLE 8, SECTION 40-401, ARIZONA REVISED STATUTES, IT IS HEREIN REPORTED THAT THE GROSS OPERATING REVENUE OF SAID UTILITY DERIVED FROM ARIZONA INTRASTATE UTILITY OPERATIONS DURING THE CALENDAR YEAR WAS:

Arizona Intrastate Gross Operating Revenues Only (\$)

\$22,291

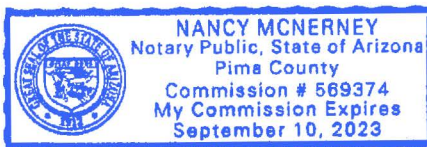
(The amount in the box above includes

\$0 in sales taxes

billed or collected)

Roger Still
signature of owner/official

520-907-7708
telephone no.



SUBSCRIBED AND SWORN TO BEFORE ME A NOTARY PUBLIC
IN AND FOR THE COUNTY

THIS

8th

DAY OF

Pima
(county name)

May 2021
(month) and (year)

MY COMMISSION EXPIRES

9-10-2023
(date)

[Signature]
(signature of notary public)

Verification and Sworn Statement (Residential Revenue)

Verification:

State of Arizona I, the undersigned of the
(state name)

County of (county name):

Pima

Name (owner or official) title:

Roger Still

Company name:

Halcyon Acres Water Users Association, Inc.

DO SAY THAT THIS ANNUAL UTILITY PROPERTY TAX AND SALES TAX REPORT TO THE ARIZONA CORPORATION COMMISSION.

FOR THE YEAR ENDING: 12/31/20

HAS BEEN PREPARED UNDER MY DIRECTION, FROM THE ORIGINAL BOOKS, PAPERS AND RECORDS OF SAID UTILITY; THAT I HAVE CAREFULLY EXAMINED THE SAME, AND DECLARE THE SAME TO BE A COMPLETE AND CORRECT STATEMENT OF BUSINESS AND AFFAIRS OF SAID UTILITY FOR THE PERIOD COVERED BY THIS REPORT IN RESPECT TO EACH AND EVERY MATTER AND THING SET FORTH, TO THE BEST OF MY KNOWLEDGE, INFORMATION AND BELIEF.

Sworn Statement:

IN ACCORDANCE WITH THE REQUIREMENTS OF TITLE 40, ARTICLE 8, SECTION 40-401, ARIZONA REVISED STATUTES, IT IS HEREIN REPORTED THAT THE GROSS OPERATING REVENUE OF SAID UTILITY DERIVED FROM ARIZONA INTRASTATE UTILITY OPERATIONS RECEIVED FROM RESIDENTIAL CUSTOMERS DURING THE CALENDAR YEAR WAS:

Arizona Intrastate Gross Operating Revenues Only (\$)

\$22,291

(The amount in the box above includes

\$0 in sales taxes

billed or collected)

R. B. Still

signature of owner/official

520-907-7708

telephone no.

SUBSCRIBED AND SWORN TO BEFORE ME A NOTARY PUBLIC
IN AND FOR THE COUNTY

Pima
(county name)

THIS

8th

DAY OF

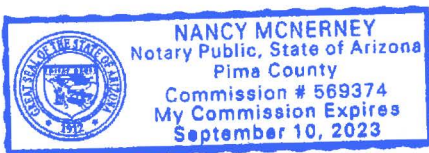
May 2021

(month) and (year)

MY COMMISSION EXPIRES

9-10-2023

(date)



[Signature]
(signature of notary public)