

ANNUAL REPORT

Of

Company Name: Harrisburg Utility Company, Inc.  
PO Box 905

Mailing Address: Salome AZ  
85348

Docket No.: W-02169A  
For the Year Ended: 12/31/18

WATER UTILITY

To

Arizona Corporation Commission

Due on April 15th

Email: [rdelafuente@azcc.gov](mailto:rdelafuente@azcc.gov), mail or deliver the completed Annual Report to:  
Arizona Corporation Commission  
Compliance Section - Utilities Division  
1200 West Washington Street  
Phoenix, Arizona 85007

Application Type: Original Filing  
Application Date: 3/12/2019

4-9-19

ARIZONA CORPORATION COMMISSION  
WATER UTILITY ANNUAL REPORT  
Harrisburg Utility Company, Inc.  
A Class ☐ Utility

1. For the Calendar Year Ended: 12/31/18

2. Address: 

PO Box 905			
City: Salome	State: Arizona	Zip Code: 85348	

3. Telephone Number: 

928-859-3982
--------------

4. Date of Original Organization of Utility: 

--

5. Person to whom correspondence should be addressed concerning this report:

Name: 

William Scott
---------------

  
Telephone No. : 

same
------

  
Address: 

same
------

  
City: 

Salome
--------

 State: 

Arizona
---------

 Zip Code: 

--

  
Email: 

harrisburgutility@aol.com
---------------------------

6. On-Site Manager:

Name: 

William Scott
---------------

  
Telephone No. : 

same
------

  
Address: 

same
------

  
City: 

Salome
--------

 State: 

Arizona
---------

 Zip Code: 

--

  
Email: 

same
------

7. Ownership: 

"S" Corporation
-----------------

8. Counties Served: 

La Paz
--------

Harrisburg Utility Company, Inc.  
Annual Report  
Utility Plant in Service (Water)  
12/31/18

Utility Plant in Service (Water)							
Account No.	Description	Beginning Year Original Cost	Current Year Additions	Current Year Retirements	Adjusted Original Cost	Accumulated Depreciation	OCLD (OC less AD)
301	Organization	\$1,250	\$0		\$1,250	\$0	\$1,250
302	Franchises	0	0		0	0	0
303	Land and Land Rights	8,200	0		8,200	0	8,200
304	Structures and Improvements	41,377	3,600		44,977	19,816	25,161
305	Collecting & Improving Reservoirs	0	0		0	0	0
306	Lake, River, Canal Intakes	0	0		0	0	0
307	Wells and Springs	82,495	0		82,495	67,315	15,181
308	Infiltration Galleries	0	0		0	0	0
309	Supply Mains	0	0		0	0	0
310	Power Generation Equipment	25,694	0		25,694	18,628	7,066
311	Pumping Equipment	148,142	6,159		154,301	126,462	27,839
320	Water Treatment Equipment	0	0		0	0	0
320.1	Water Treatment Plants	0	0		0	0	0
320.2	Solution Chemical Feeders	0	0		0	0	0
320.3	Point-of-Use Treatment Devices	0	0		0	0	0
330	Distribution Reservoirs and Standpipes	0	0		0	0	0
330.1	Storage Tanks	127,780			127,780	30,312	97,469
330.2	Pressure Tanks	0	0		0	0	0
331	Transmission and Distribution Mains	495,036	0		495,036	238,835	256,201
333	Services	58,365	0		58,365	58,270	95
334	Meters and Meter Installations	15,436	5,771		21,207	11,177	10,030
335	Hydrants	28,608	0		28,608	21,545	7,063
336	Backflow Prevention Devices	0	0		0	0	0
339	Other Plant and Misc. Equipment	0	0		0	0	0
340	Office Furniture and Equipment	4,294	0		4,294	3,827	467
340.1	Computer & Software	0	0		0	0	0
341	Transportation Equipment	4,981	0		4,981	4,381	600
342	Stores Equipment	0	0		0	0	0
343	Tools, Shop and Garage Equipment	4,919	575		5,495	2,129	3,365
344	Laboratory Equipment	0	0		0	0	0
345	Power Operated Equipment	74,198	0		74,198	31,165	43,033
346	Communication Equipment	0	0		0	0	0
347	Miscellaneous Equipment	0	0		0	0	0
348	Other Tangible Plant	0	0		0	0	0
	Totals	\$1,120,776	\$16,105	\$0	\$1,136,881	\$633,862	\$503,019

Instructions: Fill out the Grey Cells with the relevant information. Input 0 or none if there is nothing recorded in that account or there is no applicable information to report.

Harrisburg Utility Company, Inc.  
Annual Report  
Depreciation Expense for the Current Year (Water)  
12/31/18

Depreciation Expense for the Current Year (Water)								
Account No.	Description	Beginning Year Original Cost	Current Year Additions	Current Year Retirements	Adjusted Original Cost	Fully Depreciated/Non- depreciable Plant	Depreciation Percentages	Depreciation Expense
301	Organization	\$1,250	\$0	\$0	\$1,250	\$1,250	0.00%	\$0
302	Franchises	0	0	0	0	0	0.00%	0
303	Land and Land Rights	8,200	0	0	8,200	8,200	0.00%	0
304	Structures and Improvements	41,377	3,600	0	44,977	0	3.33%	1,438
305	Collecting & Improving Reservoirs	0	0	0	0	0	2.50%	0
306	Lake, River, Canal Intakes	0	0	0	0	0	2.50%	0
307	Wells and Springs	82,495	0	0	82,495	21,176	3.33%	2,042
308	Infiltration Galleries	0	0	0	0	0	6.67%	0
309	Supply Mains	0	0	0	0	0	2.00%	0
310	Power Generation Equipment	25,694	0	0	25,694	0	5.00%	1,285
311	Pumping Equipment	148,142	6,159	0	154,301	106,161	12.50%	5,633
320	Water Treatment Equipment	0	0	0	0	0	0.00%	0
320.1	Water Treatment Plants	0	0	0	0	0	3.33%	0
320.2	Solution Chemical Feeders	0	0	0	0	0	20.00%	0
320.3	Point-of-Use Treatment Devices	0	0	0	0	0	8.33%	0
330	Distribution Reservoirs and Standpipes	0	0	0	0	0	0.00%	0
330.1	Storage Tanks	127,780	0	0	127,780	0	2.22%	2,837
330.2	Pressure Tanks	0	0	0	0	0	5.00%	0
331	Transmission and Distribution Mains	495,036	0	0	495,036	0	2.00%	9,901
333	Services	58,365	0	0	58,365	5,833	3.33%	1,749
334	Meters and Meter Installations	15,436	5,771	0	21,207	5,927	8.33%	1,032
335	Hydrants	28,608	0	0	28,608	0	2.00%	572
336	Backflow Prevention Devices	0	0	0	0	0	6.67%	0
339	Other Plant and Misc. Equipment	0	0	0	0	0	6.67%	0
340	Office Furniture and Equipment	4,294	0	0	4,294	1,842	6.67%	164
340.1	Computer & Software	0	0	0	0	0	20.00%	0
341	Transportation Equipment	4,981	0	0	4,981	2,981	20.00%	400
342	Stores Equipment	0	0	0	0	0	4.00%	0
343	Tools, Shop and Garage Equipment	4,919	575	0	5,495	220	5.00%	249
344	Laboratory Equipment	0	0	0	0	0	10.00%	0
345	Power Operated Equipment	74,198	0	0	74,198	0	5.00%	3,710
346	Communication Equipment	0	0	0	0	0	10.00%	0
347	Miscellaneous Equipment	0	0	0	0	0	10.00%	0
348	Other Tangible Plant	0	0	0	0	0	0.00%	0
	<b>Subtotal</b>	<b>\$1,120,776</b>	<b>\$16,105</b>	<b>\$0</b>	<b>\$1,136,881</b>	<b>\$153,590</b>		<b>\$31,011</b>

Contribution(s) in Aid of Construction (Gross) **\$287,402**  
Less: Non Amortizable Contribution(s)  
Fully Amortized Contribution(s) 109,429  
Amortizable Contribution(s) **\$177,973**  
Times: Proposed Amortization Rate 3.15%  
**Amortization of CIAC \$5,613**

**Less: Amortization of CIAC** **\$5,613**

**DEPRECIATION EXPENSE** **\$25,398**

Instructions: Fill out the Grey Cells with the relevant information. Input 0 or none if there is nothing recorded in that account or there is no applicable information to report.

Harrisburg Utility Company, Inc.  
Annual Report  
Balance Sheet Assets  
12/31/18

Balance Sheet Assets				
	Assets		Balance at Beginning of Year (2018)	Balance at End of Year (2018)
Account No.	<b>Current and Accrued Assets</b>			
131	Cash		\$5,987	\$9,223
134	Working Funds		0	
135	Temporary Cash Investments		0	
141	Customer Accounts Receivable		0	
146	Notes Receivable from Associated Companies		0	
151	Plant Material and Supplies		0	
162	Prepayments		0	
174	Miscellaneous Current and Accrued Assets		8,271	8,271
	<b>Total Current and Accrued Assets</b>		<b>\$14,258</b>	<b>\$17,494</b>
Account No.	<b>Fixed Assets</b>			
101	Utility Plant in Service*		\$1,120,776	\$1,136,881
103	Property Held for Future Use			
105	Construction Work in Progress			
108	Accumulated Depreciation (enter as negative)*		(602,851)	(633,862)
121	Non-Utility Property			
122	Accumulated Depreciation - Non Utility			
	<b>Total Fixed Assets</b>		<b>\$517,925</b>	<b>\$503,019</b>
	<b>Total Assets</b>		<b>\$532,183</b>	<b>\$520,513</b>

**Instructions:** Fill out the Grey Cells with the relevant information. Input 0 or none if there is nothing recorded in that account or there is no applicable information to report.

\*Note these items feed automatically from AR3 UPIS Page 3

Harrisburg Utility Company, Inc.  
Annual Report  
Balance Sheet Liabilities and Owners Equity

Balance Sheet Liabilities and Owners Equity				
	Liabilities		Balance at Beginning of Year (2018)	Balance at End of Year (2018)
Account No.	Current Liabilities			
231	Accounts Payable			
232	Notes Payable (Current Portion)			
234	Notes Payable to Associated Companies			
235	Customer Deposits		758	195
236	Accrued Taxes			
237	Accrued Interest			
242	Miscellaneous Current and Accrued Liabilities		5,197	9,296
	<b>Total Current Liabilities</b>		<b>\$5,955</b>	<b>\$9,491</b>
	Long Term Debt			
224	Long Term Debt (Notes and Bonds)		\$67,700	\$67,700
	Deferred Credits			
251	Unamortized Premium on Debt			
252	Advances in Aid of Construction		172,498	172,279
255	Accumulated Deferred Investment Tax Credits			
271	Contributions in Aid of Construction		287,402	287,402
272	Less: Amortization of Contributions		(109,429)	(115,042)
281	Accumulated Deferred Income Tax			
	<b>Total Deferred Credits</b>		<b>\$350,471</b>	<b>\$344,639</b>
	<b>Total Liabilities</b>		<b>\$424,126</b>	<b>\$421,831</b>
	Capital Accounts			
201	Common Stock Issued		\$50,000	\$50,000
211	Other Paid-In Capital		162,547	156,870
215	Retained Earnings		(104,490)	(108,188)
218	Proprietary Capital (Sole Props and Partnerships)			
	<b>Total Capital</b>		<b>\$108,057</b>	<b>\$98,682</b>
	<b>Total Liabilities and Capital</b>		<b>\$532,183</b>	<b>\$520,513</b>

Instructions: Fill out the Grey Cells with the relevant information. Input 0 or none if there is nothing recorded in that account or there is no applicable information to report.

Note: Total liabilities and Capital must match total assets for the beginning and end of the year!

Harrisburg Utility Company, Inc.  
Annual Report  
Water Comparative Income Statement  
12/31/18

Water Comparative Income Statement			
Account No.	Calendar Year	Current Year 01/01/2018 - 12/31/2018	Last Year 01/01/2017 - 12/31/2017
	<b>Operating Revenue</b>		
461	Metered Water Revenue	\$202,801	\$186,357
460	Unmetered Water Revenue		
462	Fire Protection Revenue		
469	Guaranteed Revenues (Surcharges)		
471	Miscellaneous Service Revenues		
474	Other Water Revenue	3,107	1,902
	<b>Total Revenues</b>	<b>\$205,908</b>	<b>\$188,259</b>
	<b>Operating Expenses</b>		
601	Salaries and Wages	\$75,845	\$60,129
604	Employee Pensions and Benefits		
610	Purchased Water		
615	Purchased Power	26,477	24,688
618	Chemicals		
620	Materials and Supplies		
620.1	Repairs and Maintenance	7,068	6,573
620.2	Office Supplies and Expense	16,240	18,191
630	Contractual Services		
631	Contractual Services -Engineering		
632	Contractual Services - Accounting	3,096	3,672
633	Contractual Services - Legal	(300)	4,630
634	Contractual Services - Management Fees		
635	Contractual Services - Water Testing	6,265	5,640
636	Contractual Services - Other	1,987	9,071
640	Rents		
641	Rental of Building/Real Property		
642	Rental of Equipment		
650	Transportation Expenses	18,664	22,062
657	Insurance - General Liability	2,236	2,303
657.1	Insurance - Health and Life		
665	Regulatory Commission Expense - Rate	2,809	1,908
670	Bad Debt Expense		53
675	Miscellaneous Expense	1,366	1,875
403	Depreciation Expense (From Schedule AR4)	25,398	15,457
408	Taxes Other Than Income	6,345	5,166
408.11	Property Taxes	16,118	9,532
409	Income Taxes		
427.1	Customer Security Deposit Interest		3
	<b>Total Operating Expenses</b>	<b>\$209,614</b>	<b>\$190,953</b>
	<b>Operating Income / (Loss)</b>	<b>(\$3,707)</b>	<b>(\$2,694)</b>
	<b>Other Income / (Expense)</b>		
419	Interest and Dividend Income	\$0	\$1
421	Non-Utility Income	47	48
426	Miscellaneous Non-Utility (Expense)	(39)	
427	Interest (Expense)		(89)
	<b>Total Other Income / (Expense)</b>	<b>\$8</b>	<b>(\$40)</b>
	<b>Net Income / (Loss)</b>	<b>(\$3,698)</b>	<b>(\$2,734)</b>

**Instructions:** Fill out the Grey Cells with the relevant information. Input 0 or none if there is nothing recorded in that account or there is no applicable information to report.

Harrisburg Utility Company, Inc.  
 Annual Report  
 Full time equivalent employees  
 12/31/18

**Full time equivalent employees**

	Direct Company	Outside service	Total
President	1.0		1.0
Vice-president			0.0
Manager	1.0		1.0
Engineering Staff			0.0
System Operator(s)	0.3	0.1	0.4
Meter reader	0.3		0.3
Customer Service	0.4		0.4
Accounting	0.1	0.1	0.2
Business Office	0.4		0.4
Rates Department		0.1	0.1
Administrative Staff			0.0
Other		0.1	0.1
<b>Total</b>	<b>3.4</b>	<b>0.4</b>	<b>3.8</b>

**Instructions:** Fill out the Grey Cells with the relevant information. Input 0 or none if there is nothing recorded in that account or there is no applicable information to report. A full-time employee is based on 2080 total hours per year. Please calculate partial employees using 2080 hours.



Harrisburg Utility Company, Inc.  
Annual Report  
Supplemental Financial Data (Long-Term Debt)  
12/31/18

Supplemental Financial Data (Long-Term Debt)				
	Loan #1	Loan #2	Loan #3	Loan #4
Date Issued	6/15/2017			
Source of Loan	Individual			
ACC Decision No.	75995			
Reason for Loan	Storage tank			
Dollar Amt. Issued	\$67,700			
Amount Outstanding	\$67,700			
Date of Maturity	6/15/2024			
Interest Rate	6%+ CPI increase			
Current Year Interest	\$0			
Current Year Principal	\$0			

Meter Deposit Balance at Test Year End:	\$0
---	-----

Meter Deposits Refunded During the Test Year:	\$0
---	-----

*List all bonds, notes, loans, and other types of indebtedness in which the proceeds were used in the provision of public utility service. Indebtedness incurred for personal uses by the owner of the utility should not be listed. Input 0 or none if there is nothing to report for that cell.*

## Well and Water Usage

[illegible]

Name of system water delivered to	
ADWR PCC Number	
Source of water delivered to another system	

Name of system water received from	
ADWR PCC Number	
Source of water received	
Well registry 55# (55-XXXXXX)	

Month	Water withdrawn (acre ft) <sup>1</sup>	Water sold (acre ft) <sup>2</sup>	Water delivered (sold) to other systems (acre ft) <sup>3</sup>	Water received (purchased) from other systems (acre ft) <sup>4</sup>	Estimated authorized use (acre ft) <sup>5</sup>	Purchased Power Expense <sup>6</sup>	Purchased Power (kWh) <sup>7</sup>
January	9	8			0	\$2,259	13,759
February	7	6			0	2,047	11,952
March	7	6			0	2,374	14,261
April	7	7			0	2,055	11,948
May	10	10			0	2,108	11,157
June	6	6			0	2,219	11,977
July	7	6			0	2,323	13,160
August	7	7			0	2,656	15,862
September	9	9			0	2,414	14,210
October	6	6			0	1,852	9,600
November	6	6			0	2,040	12,361
December	6	6			0	1,952	11,405
<b>Totals</b>	<b>86</b>	<b>82</b>	<b>0</b>	<b>0</b>	<b>1</b>	<b>\$26,297</b>	<b>151,652</b>

If applicable, in the space below please provide a description for all un-metered water use along with amounts:

Instructions: Fill out the Grey Cells with the relevant information. Input 0 or none if there is nothing recorded in that account or there is no applicable information to report.

- 1 Water withdrawn - Total acre feet of water withdrawn from pumped sources  
2 Water sold - Total acre feet from customer meters, and other sales such as construction water  
3 Water delivered (sold) to other systems - Total acre feet of water delivered to other systems.  
4 Water received (purchased) from other systems - Total acre feet of water purchased/received from other systems.  
5 Estimated authorized use - Total estimated acre feet from authorized metered or unmetered use. Authorized uses such as flushing (mains, services and hydrants) draining/cleaning tanks, process, construction, fire fighting, etc. Non-authorized use (real losses) are service line breaks and leaks, water main breaks, meter inaccuracies and theft.  
6 Enter the total purchased power costs for the power meters associated with this system  
7 Enter the total purchased kWh used by the power meters associated with this system.

### Water Utility Plant Description

Name of the System:	HARRISBURG UTILITY CO.		
ADEQ Public Water System Number:	AZ0415029		
ADWR PCC Number:	91-000749.0000		

[illegible]

SERVICE LINES	
Material	Percent of system
PVC	80%
Copper	20%

BOOSTER PUMPS		
Horsepower	GPM	Quantity
10	unmetered	2
15	unmetered	1

STORAGE TANKS		
Capacity (gallons)	Material	Quantity
9000	steel	1
14000	steel	1
20000	steel	1

[illegible]

FIRE HYDRANTS	
Type	Quantity
Standard *	
Other	

PRESSURE/BLADDER TANKS		
Capacity (gallons)	Material	Quantity
5000	steel	1

**Instructions:** Fill out the Grey Cells with the relevant information. Input 0 or none if there is nothing recorded in that account or there is no applicable information to report. Copy and paste this sheet as many times as is necessary.

\* A standard fire hydrant has two 2.5 inch hose connection nozzles with 7.5 threads per inch, and one 4.5 inch pumper connection nozzle with 4 threads per inch.

Water Utility Plant Description (Continued)
---

For the following three items, list the utility owned assets in each category for each system.

TREATMENT EQUIPMENT:	Chlorination system
STRUCTURES:	Booster Pump House
OTHER:	

**Instructions:** Fill out the Grey Cells with the relevant information. Input 0 or none if there is nothing recorded in that account or there is no applicable information to report. Copy and paste this sheet as many times as is necessary.

Customer and Other Information	
Name of the System:	HARRISBURG UTILITY CO.
ADEQ Public Water System Number:	AZ0415029
ADWR PCC Number:	91-000749.0000

Month	Number of Customers				Other Non-Residential
	Single-Family	Multi-Family	Commercial	Turf/Irrigation	
January	537		6		
February	520		6		
March	536		6		
April	529		6		
May	537		6		
June	540		6		
July	535		6		
August	535		6		
September	534		6		
October	531		6		
November	537		6		
December	536		6		

If the system has fire hydrants, what is the fire flow requirements?  GPM for  hrs.

Does the system have chlorination treatment?

Does the Company have an ADWR Gallons Per Capita Per Day (GPCPD) requirement?

If yes, provide the GPCPD amount:

Is the Water Utility located in an ADWR Active Management Area (AMA)?

If yes, which AMA?

**Instructions:** Fill out the Grey Cells with the relevant information. Input 0 or none if there is nothing recorded in that account or there is no applicable information to report. Copy and paste this sheet as many times as is necessary.

Property Taxes	
Amount of actual property taxes paid during Calendar Year 2018 was	\$16,118

If no property taxes paid, explain why.
<div></div>

**Instructions:** Fill out the Grey Cells with the relevant information. Input 0 or none if there is nothing recorded in that account or there is no applicable information to report.

Verification and Sworn Statement (Taxes)

Verification: State of Arizona I, the undersigned of the  
(state name)

County of (county name):

La Paz

Name (owner or official) title:

William Scott

Company name:

Harrisburg Utility Company, Inc.

DO SAY THAT THIS ANNUAL UTILITY PROPERTY TAX AND SALES TAX REPORT TO THE ARIZONA CORPORATION COMMISSION.


FOR THE YEAR ENDING:

12/31/18

HAS BEEN PREPARED UNDER MY DIRECTION, FROM THE ORIGINAL BOOKS, PAPERS AND RECORDS OF SAID UTILITY; THAT I HAVE CAREFULLY EXAMINED THE SAME, AND DECLARE THE SAME TO BE A COMPLETE AND CORRECT STATEMENT OF BUSINESS AND AFFAIRS OF SAID UTILITY FOR THE PERIOD COVERED BY THIS REPORT IN RESPECT TO EACH AND EVERY MATTER AND THING SET FORTH, TO THE BEST OF MY KNOWLEDGE, INFORMATION AND BELIEF.

Sworn Statement: I HEREBY ATTEST THAT ALL PROPERTY TAXES FOR SAID COMPANY ARE CURRENT AND PAID IN FULL.

I HEREBY ATTEST THAT ALL SALES TAXES FOR SAID COMPANY ARE CURRENT AND PAID IN FULL.

  
signature of owner/official

928-859-3982

telephone no.

SUBSCRIBED AND SWORN TO BEFORE ME A NOTARY PUBLIC  
IN AND FOR THE COUNTY

THIS

14th

DAY OF

La Paz


(county name)

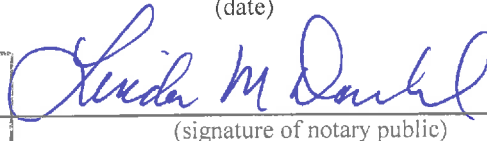
March 2019  
(month) and (year)

MY COMMISSION EXPIRES

7-31-19

(date)



  
(signature of notary public)



Verification and Sworn Statement

Verification:

State of Arizona I, the undersigned of the  
(state name)

County of (county name):

La Paz

Name (owner or official) title:

William Scott

Company name:

Harrisburg Utility Company, Inc.

DO SAY THAT THIS ANNUAL UTILITY PROPERTY TAX AND SALES TAX REPORT TO THE ARIZONA CORPORATION COMMISSION.

FOR THE YEAR ENDING: 12/31/18

HAS BEEN PREPARED UNDER MY DIRECTION, FROM THE ORIGINAL BOOKS, PAPERS AND RECORDS OF SAID UTILITY; THAT I HAVE CAREFULLY EXAMINED THE SAME, AND DECLARE THE SAME TO BE A COMPLETE AND CORRECT STATEMENT OF BUSINESS AND AFFAIRS OF SAID UTILITY FOR THE PERIOD COVERED BY THIS REPORT IN RESPECT TO EACH AND EVERY MATTER AND THING SET FORTH, TO THE BEST OF MY KNOWLEDGE, INFORMATION AND BELIEF.

Sworn Statement: IN ACCORDANCE WITH THE REQUIREMENTS OF TITLE 40, ARTICLE 8, SECTION 40-401, ARIZONA REVISED STATUTES, IT IS HEREIN REPORTED THAT THE GROSS OPERATING REVENUE OF SAID UTILITY DERIVED FROM ARIZONA INTRASTATE UTILITY OPERATIONS DURING THE CALENDAR YEAR WAS:

Arizona Intrastate Gross Operating Revenues Only (\$)

\$221,415

(The amount in the box above includes

\$15,507 in sales taxes

billed or collected)

William Scott  
signature of owner/official

928-859-3982

telephone no.

SUBSCRIBED AND SWORN TO BEFORE ME A NOTARY PUBLIC  
IN AND FOR THE COUNTY LA PAZ

THIS

14th

DAY OF

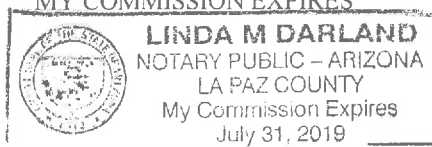
(county name)

March 2019  
(month) and (year)

MY COMMISSION EXPIRES

7-31-19

(date)



Linda M Darland  
(signature of notary public)

RECEIVED  
UTILITIES DIVISION  
2019 MAR 19 A 10:44  
ARIZONA CORPORATION COMMISSION

Verification and Sworn Statement (Residential Revenue)

Verification:

State of Arizona I, the undersigned of the  
(state name)

County of (county name): La Paz  
Name (owner or official) title: William Scott  
Company name: Harrisburg Utility Company, Inc.

DO SAY THAT THIS ANNUAL UTILITY PROPERTY TAX AND SALES TAX REPORT TO THE ARIZONA CORPORATION COMMISSION.

FOR THE YEAR ENDING: 12/31/18

HAS BEEN PREPARED UNDER MY DIRECTION, FROM THE ORIGINAL BOOKS, PAPERS AND RECORDS OF SAID UTILITY; THAT I HAVE CAREFULLY EXAMINED THE SAME, AND DECLARE THE SAME TO BE A COMPLETE AND CORRECT STATEMENT OF BUSINESS AND AFFAIRS OF SAID UTILITY FOR THE PERIOD COVERED BY THIS REPORT IN RESPECT TO EACH AND EVERY MATTER AND THING SET FORTH, TO THE BEST OF MY KNOWLEDGE, INFORMATION AND BELIEF.

**Sworn Statement:** IN ACCORDANCE WITH THE REQUIREMENTS OF TITLE 40, ARTICLE 8, SECTION 40-401, ARIZONA REVISED STATUTES, IT IS HEREIN REPORTED THAT THE GROSS OPERATING REVENUE OF SAID UTILITY DERIVED FROM ARIZONA INTRASTATE UTILITY OPERATIONS RECEIVED FROM RESIDENTIAL CUSTOMERS DURING THE CALENDAR YEAR WAS:

Arizona Intrastate Gross Operating Revenues Only (\$)

\$200,697  
(The amount in the box above includes  
\$14,102 in sales taxes  
billed or collected)

[Signature]  
signature of owner/official

928-859-3982  
telephone no.

SUBSCRIBED AND SWORN TO BEFORE ME A NOTARY PUBLIC  
IN AND FOR THE COUNTY LA PAZ

(county name)

THIS

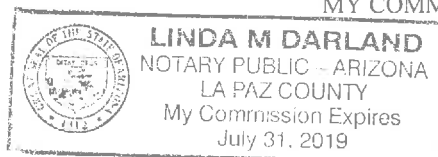
14<sup>th</sup>

DAY OF

March 2019  
(month) and (year)

MY COMMISSION EXPIRES

7-31-19  
(date)



[Signature]  
(signature of notary public)