

**ANNUAL REPORT**

Of

Company Name: Harrisburg Utility Company, Inc.  
PO Box 905

Mailing Address: Salome AZ  
85348

Docket No.: W-02169A  
For the Year Ended: 12/31/20

**RECEIVED  
BY EMAIL**  
04/16/2021, 9:19 AM  
**ARIZONA CORPORATION COMMISSION  
UTILITIES DIVISION**

**WATER UTILITY**

To

Arizona Corporation Commission

**Due on April 15th**

Email: Util-Compliance@azcc.gov, mail or deliver the completed Annual Report to:  
Arizona Corporation Commission  
Compliance Section - Utilities Division  
1200 West Washington Street  
Phoenix, Arizona 85007

Application Type: Original Filing  
Application Date: 4/16/2021

ARIZONA CORPORATION COMMISSION  
WATER UTILITY ANNUAL REPORT  
Harrisburg Utility Company, Inc.  
A Class ☒ Utility

For the Calendar Year Ended: 12/31/20

Primary Address:   
City:  State:  Zip Code:

Telephone Number:

Date of Original Organization of Utility:

Person to whom correspondence should be addressed concerning this report:

Name:   
Telephone No. :   
Address:   
City:  State:  Zip Code:   
Email:

Name:   
Telephone No. :   
Address:   
City:  State:  Zip Code:   
Email:

Name:   
Telephone No. :   
Address:   
City:  State:  Zip Code:   
Email:

Name:   
Telephone No. :   
Address:   
City:  State:  Zip Code:   
Email:

Name:   
Telephone No. :   
Address:   
City:  State:  Zip Code:   
Email:

Ownership:

Counties Served:

ARIZONA CORPORATION COMMISSION  
WATER UTILITY ANNUAL REPORT  
Harrisburg Utility Company, Inc.

<b>Important changes during the year</b>
------------------------------------------

No	For those companies not subject to the affiliated interest rules, has there been a change in ownership or direct control during the year?
----	-------------------------------------------------------------------------------------------------------------------------------------------

If yes, please provide specific details in the box below.	
-----------------------------------------------------------	--

--	--

No	Has the company been notified by any other regulatory authorities during the year, that they are out of compliance?
----	---------------------------------------------------------------------------------------------------------------------

If yes, please provide specific details in the box below.	
-----------------------------------------------------------	--

--	--

Utility Plant in Service (Water)							
Account No.	Description	Beginning Year Original Cost	Current Year Additions	Current Year Retirements	Adjusted Original Cost	Accumulated Depreciation	OCLD (OC less AD)
301	Organization	\$1,250	\$0		\$1,250	\$0	\$1,250
302	Franchises	0	0		0	0	0
303	Land and Land Rights	8,200	0		8,200	0	8,200
304	Structures and Improvements	47,877	0		47,877	22,956	24,921
305	Collecting & Improving Reservoirs	0	0		0	0	0
306	Lake, River, Canal Intakes	0	0		0	0	0
307	Wells and Springs	83,272	0		83,272	71,438	11,834
308	Infiltration Galleries	0	0		0	0	0
309	Supply Mains	0	0		0	0	0
310	Power Generation Equipment	25,694	0	25,694	0	0	0
311	Pumping Equipment	157,451	20,394		177,845	135,731	42,114
320	Water Treatment Equipment	0	0		0	0	0
320.1	Water Treatment Plants	0	0		0	0	0
320.2	Solution Chemical Feeders	0	0		0	0	0
320.3	Point-of-Use Treatment Devices	0	0		0	0	0
330	Distribution Reservoirs and Standpipes	0	0		0	0	0
330.1	Storage Tanks	127,780	0		127,780	35,985	91,795
330.2	Pressure Tanks	0	0		0	0	0
331	Transmission and Distribution Mains	495,036	1,618		496,654	258,652	238,001
333	Services	58,365	0		58,365	57,202	1,163
334	Meters and Meter Installations	23,301	3,118		26,419	13,963	12,456
335	Hvdrants	28,608	0		28,608	22,689	5,919
336	Backflow Prevention Devices	0	0		0	0	0
339	Other Plant and Misc. Equipment	0	0		0	0	0
340	Office Furniture and Equipment	4,294	0		4,294	4,155	139
340.1	Computer & Software	0	528		528	53	475
341	Transportation Equipment	4,981	0		4,981	4,981	0
342	Stores Equipment	0	0		0	0	0
343	Tools, Shop and Garage Equipment	6,210	0		6,210	2,656	3,554
344	Laboratory Equipment	0	0		0	0	0
345	Power Operated Equipment	74,198	0	72,967	1,231	277	954
346	Communication Equipment	0	0		0	0	0
347	Miscellaneous Equipment	0	0		0	0	0
348	Other Tangible Plant	0	0		0	0	0
	<b>Totals</b>	<b>\$1,146,517</b>	<b>\$25,658</b>	<b>\$98,661</b>	<b>\$1,073,514</b>	<b>\$630,739</b>	<b>\$442,775</b>



Harrisburg Utility Company, Inc.  
Annual Report  
Depreciation Expense for the Current Year (Water)  
12/31/20

Depreciation Expense for the Current Year (Water)									
Account No.	Description	Beginning Year Original Cost	Current Year Additions	Current Year Retirements	Adjusted Original Cost	Fully Depreciated/Non-depreciable Plant	Depreciable Plant	Depreciation Percentages	Depreciation Expense
301	Organization	\$1,250	\$0	\$0	\$1,250	\$1,250	\$0	0.00%	\$0
302	Franchises	0	0	0	0	0	0	0.00%	0
303	Land and Land Rights	8,200	0	0	8,200	8,200	(0)	0.00%	0
304	Structures and Improvements	47,877	0	0	47,877	0	47,877	3.33%	1,594
305	Collecting & Improving Reservoirs	0	0	0	0	0	0	2.50%	0
306	Lake, River, Canal Intakes	0	0	0	0	0	0	2.50%	0
307	Wells and Springs	83,272	0	0	83,272	21,176	62,096	3.33%	2,068
308	Infiltration Galleries	0	0	0	0	0	0	6.67%	0
309	Supply Mains	0	0	0	0	0	0	2.00%	0
310	Power Generation Equipment	25,694	0	25,694	0	0	0	5.00%	1,285
311	Pumping Equipment	157,451	20,394	0	177,845	123,161	54,684	12.50%	5,180
320	Water Treatment Equipment	0	0	0	0	0	0	0.00%	0
320.1	Water Treatment Plants	0	0	0	0	0	0	3.33%	0
320.2	Solution Chemical Feeders	0	0	0	0	0	0	20.00%	0
320.3	Point-of-Use Treatment Devices	0	0	0	0	0	0	8.33%	0
330	Distribution Reservoirs and Standpipes	0	0	0	0	0	0	0.00%	0
330.1	Storage Tanks	127,780	0	0	127,780	0	127,780	2.22%	2,837
330.2	Pressure Tanks	0	0	0	0	0	0	5.00%	0
331	Transmission and Distribution Mains	495,036	1,618	0	496,654	0	496,654	2.00%	9,917
333	Services	58,365	0	0	58,365	57,073	1,292	3.33%	43
334	Meters and Meter Installations	23,301	3,118	0	26,419	6,836	19,583	8.33%	1,501
335	Hydrants	28,608	0	0	28,608	0	28,608	2.00%	572
336	Backflow Prevention Devices	0	0	0	0	0	0	6.67%	0
339	Other Plant and Misc. Equipment	0	0	0	0	0	0	6.67%	0
340	Office Furniture and Equipment	4,294	0	0	4,294	1,842	2,452	6.67%	164
340.1	Computer & Software	0	528	0	528	0	528	20.00%	53
341	Transportation Equipment	4,981	0	0	4,981	2,981	2,000	20.00%	200
342	Stores Equipment	0	0	0	0	0	0	4.00%	0
343	Tools, Shop and Garage Equipment	6,210	0	0	6,210	1,304	4,906	5.00%	245
344	Laboratory Equipment	0	0	0	0	0	0	10.00%	0
345	Power Operated Equipment	74,198	0	72,967	1,231	0	1,231	5.00%	3,710
346	Communication Equipment	0	0	0	0	0	0	10.00%	0
347	Miscellaneous Equipment	0	0	0	0	0	0	10.00%	0
348	Other Tangible Plant	0	0	0	0	0	0	0.00%	0
	<b>Subtotal</b>	<b>\$1,146,517</b>	<b>\$25,658</b>	<b>\$98,661</b>	<b>\$1,073,514</b>	<b>\$223,823</b>	<b>\$849,691</b>		<b>\$29,369</b>

Contribution(s) in Aid of Construction (Gross)	\$459,439
Less: Non Amortizable Contribution(s)	
Fully Amortized Contribution(s)	125,340
Amortizable Contribution(s)	<b>\$334,099</b>
Times: Proposed Amortization Rate	3.10%
Amortization of CIAC	\$10,346

Less: Amortization of CIAC **\$10,346**

**DEPRECIATION EXPENSE** **\$19,022**

Harrisburg Utility Company, Inc.  
Annual Report  
Balance Sheet Assets  
12/31/20

Balance Sheet Assets				
	Assets		Balance at Beginning of Year (2020)	Balance at End of Year (2020)
Account No.	<b>Current and Accrued Assets</b>			
131	Cash		\$6,814	\$5,675
134	Working Funds		0	
135	Temporary Cash Investments		0	
141	Customer Accounts Receivable		0	
146	Notes Receivable from Associated Companies		0	
151	Plant Material and Supplies		0	
162	Prepayments		0	
174	Miscellaneous Current and Accrued Assets		8,271	8,271
	<b>Total Current and Accrued Assets</b>		<b>\$15,085</b>	<b>\$13,946</b>
Account No.	<b>Fixed Assets</b>			
101	Utility Plant in Service*		\$1,146,517	\$1,073,514
103	Property Held for Future Use			
105	Construction Work in Progress			
108	Accumulated Depreciation (enter as negative)*		(660,874)	(630,739)
121	Non-Utility Property			
122	Accumulated Depreciation - Non Utility			
	<b>Total Fixed Assets</b>		<b>\$485,642</b>	<b>\$442,775</b>
	<b>Total Assets</b>		<b>\$500,727</b>	<b>\$456,721</b>

\*Note these items feed automatically from AR3 UPIS Page 4

Harrisburg Utility Company, Inc.  
Annual Report  
Balance Sheet Liabilities and Owners Equity

Balance Sheet Liabilities and Owners Equity				
	Liabilities		Balance at Beginning of Year (2020)	Balance at End of Year (2020)
Account No.	<b>Current Liabilities</b>			
231	Accounts Payable		\$0	\$0
232	Notes Payable (Current Portion)		0	0
234	Notes Payable to Associated Companies		0	0
235	Customer Deposits		0	0
236	Accrued Taxes		0	0
237	Accrued Interest		0	0
242	Miscellaneous Current and Accrued Liabilities		5,060	6,329
	<b>Total Current Liabilities</b>		<b>\$5,060</b>	<b>\$6,329</b>
	<b>Long Term Debt</b>			
224	Long Term Debt (Notes and Bonds)		\$58,220	\$28,781
	<b>Deferred Credits</b>			
251	Unamortized Premium on Debt		\$0	
252	Advances in Aid of Construction		242	0
255	Accumulated Deferred Investment Tax Credits		0	
271	Contributions in Aid of Construction		459,439	459,439
272	Less: Amortization of Contributions		(125,340)	(135,687)
281	Accumulated Deferred Income Tax		0	
	<b>Total Deferred Credits</b>		<b>\$334,341</b>	<b>\$323,753</b>
	<b>Total Liabilities</b>		<b>\$397,620</b>	<b>\$358,863</b>
	<b>Capital Accounts</b>			
201	Common Stock Issued		\$50,000	\$50,000
211	Other Paid-In Capital		148,652	123,141
215	Retained Earnings		(95,544)	(75,283)
218	Proprietary Capital (Sole Props and Partnerships)			
	<b>Total Capital</b>		<b>\$103,107</b>	<b>\$97,858</b>
	<b>Total Liabilities and Capital</b>		<b>\$500,727</b>	<b>\$456,721</b>

**Note: Total liabilities and Capital must match total assets for the beginning and end of the year!**



Harrisburg Utility Company, Inc.  
Annual Report  
Water Comparative Income Statement  
12/31/20

<b>Water Comparative Income Statement</b>			
Account No.	Calendar Year	Current Year 01/01/2020 - 12/31/2020	Last Year 01/01/2019 - 12/31/2019
	<b>Operating Revenue</b>		
461	Metered Water Revenue	\$232,098	\$211,120
460	Unmetered Water Revenue		0
462	Fire Protection Revenue		0
469	Guaranteed Revenues (Surcharges)		0
471	Miscellaneous Service Revenues		0
474	Other Water Revenue	611	850
	<b>Total Revenues</b>	<b>\$232,709</b>	<b>\$211,970</b>
	<b>Operating Expenses</b>		
601	Salaries and Wages	\$88,386	\$83,010
604	Employee Pensions and Benefits	5,039	0
610	Purchased Water		0
615	Purchased Power	24,780	24,053
618	Chemicals		0
620	Materials and Supplies		0
620.1	Repairs and Maintenance	6,209	5,986
620.2	Office Supplies and Expense	17,288	16,033
630	Contractual Services		0
631	Contractual Services - Engineering		0
632	Contractual Services - Accounting	3,499	3,405
633	Contractual Services - Legal	2,882	194
634	Contractual Services - Management Fees		0
635	Contractual Services - Water Testing	6,180	8,961
636	Contractual Services - Other	5,581	4,284
640	Rents		0
641	Rental of Building/Real Property		0
642	Rental of Equipment	3,197	0
650	Transportation Expenses	9,555	10,571
657	Insurance - General Liability	2,431	2,282
657.1	Insurance - Health and Life		0
665	Regulatory Commission Expense - Rate		0
670	Bad Debt Expense		0
675	Miscellaneous Expense		1,974
403	Depreciation Expense (From Schedule AR4)	19,022	17,660
408	Taxes Other Than Income	7,730	7,422
408.11	Property Taxes	10,747	18,895
409	Income Taxes		0
427.1	Customer Security Deposit Interest		0
	<b>Total Operating Expenses</b>	<b>\$212,526</b>	<b>\$204,732</b>
	<b>Operating Income / (Loss)</b>	<b>\$20,183</b>	<b>\$7,238</b>
	<b>Other Income / (Expense)</b>		
419	Interest and Dividend Income	\$0	\$1
421	Non-Utility Income	7	13
426	Miscellaneous Non-Utility (Expense)	(98)	(3,670)
427	Interest (Expense)	(3,606)	(4,019)
	<b>Total Other Income / (Expense)</b>	<b>(\$3,697)</b>	<b>(\$7,676)</b>
	<b>Net Income / (Loss)</b>	<b>\$16,487</b>	<b>(\$438)</b>



**Full time equivalent employees**

	Direct Company	Allocated	Outside service	Total
President	0.5		0.0	0.5
Vice-president	0.0		0.0	0.0
Manager	0.5		0.0	0.5
Engineering Staff	0.0		0.0	0.0
System Operator(s)	0.3		0.1	0.4
Meter reader	0.0		0.3	0.3
Customer Service	0.4		0.0	0.4
Accounting	0.1		0.1	0.2
Business Office	0.4		0.0	0.4
Rates Department	0.0		0.0	0.0
Administrative Staff	0.0		0.0	0.0
Other	0.0		0.1	0.1
<b>Total</b>	2.2	0.0	0.6	2.8

Harrisburg Utility Company, Inc.  
Annual Report  
Supplemental Financial Data (Long-Term Debt)  
12/31/20

Supplemental Financial Data (Long-Term Debt)				
	Loan #1	Loan #2	Loan #3	Loan #4
Date Issued	6/15/2017			
Source of Loan	Individual			
ACC Decision No.	75995			
Reason for Loan	Storage tank			
Dollar Amt. Issued	\$67,700			
Amount Outstanding	\$28,781			
Date of Maturity	6/15/2024			
Interest Rate	6%+ CPI increase			
Current Year Interest	\$3,399			
Current Year Principal	\$29,438			

Meter Deposit Balance at Test Year End:

Meter Deposits Refunded During the Test Year:

*List all bonds, notes, loans, and other types of indebtedness in which the proceeds were used in the provision of public utility service. Indebtedness incurred for personal uses by the owner of the utility should not be listed. Input 0 or none if there is nothing to report for that cell.*

### Well and Water Usage

[illegible]

Name of system water delivered to	
ADWR PCC Number	
Source of water delivered to another system	

Name of system water received from:	
ADWR PCC Number:	
Source of water received	
Well registry 55# (55-XXXXXX):	

Month	Water withdrawn (gallons)1	Water sold (gallons)2	Water delivered (sold) to other systems (gallons)3	Water received (purchased) from other systems (gallons)4	Estimated authorized use (gallons)5	Purchased Power Expense6	Purchased Power (kWh)7
January	2,512,600.00	2,073,862.00				\$2,341	15,324
February	2,388,200.00	1,914,990.00				1,994	12,963
March	2,647,300.00	2,182,840.00				1,827	11,668
April	2,788,700.00	2,212,580.00				1,788	11,810
May	2,559,500.00	2,072,840.00				1,984	11,494
June	2,570,000.00	2,111,640.00				1,901	12,549
July	2,732,800.00	2,123,490.00				2,244	13,103
August	2,832,400.00	2,173,010.00				2,482	15,508
September	2,640,100.00	2,080,026.00				2,363	13,820
October	3,423,800.00	2,666,604.00				2,340	14,624
November	2,689,100.00	1,984,173.00				1,921	13,011
December	3,587,300.00	2,566,900.00				2,256	15,812
<b>Totals</b>	<b>33,371,800.00</b>	<b>26,162,955.00</b>	<b>0.00</b>	<b>0.00</b>	<b>0.00</b>	<b>\$25,441</b>	<b>161,686</b>

If applicable, in the space below please provide a description for all un-metered water use along with amounts:

- |   |                                                                                                                                                                                                                                                                                                                                                       |
|---|-------------------------------------------------------------------------------------------------------------------------------------------------------------------------------------------------------------------------------------------------------------------------------------------------------------------------------------------------------|
| 1 | Water withdrawn - Total gallons of water withdrawn from pumped sources                                                                                                                                                                                                                                                                                |
| 2 | Water sold - Total gallons from customer meters, and other sales such as construction water                                                                                                                                                                                                                                                           |
| 3 | Water delivered (sold) to other systems - Total gallons of water delivered to other systems                                                                                                                                                                                                                                                           |
| 4 | Water received (purchased) from other systems - Total gallons of water purchased/received from other systems                                                                                                                                                                                                                                          |
| 5 | Estimated authorized use - Total estimated gallons from authorized metered or unmetered use. Authorized uses such as flushing (mains, services and hydrants) draining/cleaning tanks, process, construction, fire fighting, etc. Non-authorized use (real losses) are service line breaks and leaks, water main breaks, meter inaccuracies and theft. |
| 6 | Enter the total purchased power costs for the power meters associated with this system.                                                                                                                                                                                                                                                               |
| 7 | Enter the total purchased kWh used by the power meters associated with this system.                                                                                                                                                                                                                                                                   |



### Water Utility Plant Description

Name of the System:	HARRISBURG UTILITY CO.		
ADEQ Public Water System Number:	AZ0415029		
ADWR PCC Number:	91-000749.0000		

## MAINS

[illegible]

## SERVICE LINES

SERVICE LINES		
Material	Percent of system	Year installed
PVC	79%	71-2005
Copper	20%	71-2005
Copper	1%	2019-20

## BOOSTER PUMPS

BOOSTER PUMPS		
Horsepower	GPM	Quantity
10	unmetered	2
15	unmetered	1

## STORAGE TANKS

STORAGE TANKS			
Capacity (gallons)	Material	Quantity	Year installed
9,000	steel	1	
14,000	steel	1	
20,000	steel	1	

## CUSTOMER METERS

[illegible]

## FIRE HYDRANTS

FIRE HYDRANTS	
Type	Quantity
Standard *	
Other	

## PRESSURE/BLADDER TANKS

PRESSURE/BLADDER TANKS			
Capacity (gallons)	Material	Quantity	Year installed
5,000	steel	1	

\* A standard fire hydrant has two 2.5 inch hose connection nozzles with 7.5 threads per inch, and one 4.5 inch pumper connection nozzle with 4 threads per inch.

**Water Utility Plant Description (Continued)**

For the following three items, list the utility owned assets in each category for each system.

<b>TREATMENT EQUIPMENT:</b>	Chlorination system
<b>STRUCTURES:</b>	Booster pump house
<b>OTHER:</b>	

Provide a calculation used to determine the value of one water equivalent residential connection (ERC).

Use one of the following methods:

- (a) If actual flow data are available from the preceding 12 months, divide the total annual single family residence (SFR) gallons sold by the average number of single family residence customers for the same period and divide the result by
- (b) If no historical flow data are available, use:  

$$ERC = ( \text{Total SFR gallons sold (Omit 000)} / 365 \text{ days} / 350 \text{ gallons per day} )$$

ERC 

111
-----

  
 Method used: 

(a)
-----

Customer and Other Information	
Name of the System:	HARRISBURG UTILITY CO.
ADEQ Public Water System Number:	AZ0415029
ADWR PCC Number:	91-000749.0000

Month	Number of Customers				
	Single-Family	Multi-Family	Commercial	Turf/Irrigation	Other Non-Residential
January	543		6		0
February	546		6		0
March	544		6		0
April	547		6		0
May	547		6		0
June	546		6		0
July	545		6		0
August	541		6		0
September	546		6		0
October	552		6		0
November	558		6		0
December	562		6		0

If the system has fire hydrants, what is the fire flow requirements?  GPM for  hrs.

Does the system have chlorination treatment?

Does the Company have an ADWR Gallons Per Capita Per Day (GPCPD) requirement?   
If yes, provide the GPCPD amount:

Is the Water Utility located in an ADWR Active Management Area (AMA)?   
If yes, which AMA?

What is the present system connection capacity (in ERCs \*) using existing lines?

What is the future system connection capacity (in ERCs \*) upon service area buildout?

Describe any plans and estimated completion dates for any enlargements or improvements of this system.

\* an ERC is based on the calculation on the bottom of AR9 page 12.



Harrisburg Utility Company, Inc.  
Annual Report  
Utility Shutoffs / Disconnects  
12/31/20

Utility Shutoffs / Disconnects	
Name of the System:	HARRISBURG UTILITY CO.
ADEQ Public Water System Number:	AZ0415029
ADWR PCC Number:	91-000749.0000

Month	Termination without Notice R14-2-410.B	Termination with Notice R14-2- 410.C	Other
January		1	
February		0	
March		0	
April		0	
May		0	
June		0	
July		0	
August		0	
September		0	
October		3	
November		1	
December		0	
<b>Total</b>	<b>0</b>	<b>5</b>	<b>0</b>

Other (description):

**Instructions:** Fill out the Grey Cells with the relevant information. Input 0 or none if there is nothing recorded in that account or there is no applicable information to report.

Property Taxes	
----------------	--

Amount of actual property taxes paid during Calendar Year 2020 was
--------------------------------------------------------------------

\$10,747
----------

If no property taxes paid, explain why.
-----------------------------------------

<b>Instructions:</b> Fill out the Grey Cells with the relevant information. Input 0 or none if there is nothing recorded in that account or there is no applicable information to report.
-------------------------------------------------------------------------------------------------------------------------------------------------------------------------------------------

Verification and Sworn Statement (Taxes)

Verification: State of Ar izona I, the undersigned of the  
(state name)

County of (county name): La Paz  
Name (owner or official) title: William Scott  
Company name: Harrisburg Utility Company, Inc.

DO SAY THAT THIS ANNUAL UTILITY PROPERTY TAX AND SALES TAX REPORT TO THE ARIZONA CORPORATION COMMISSION.

FOR THE YEAR ENDING: 12/31/20

HAS BEEN PREPARED UNDER MY DIRECTION, FROM THE ORIGINAL BOOKS, PAPERS AND RECORDS OF SAID UTILITY; THAT I HAVE CAREFULLY EXAMINED THE SAME, AND DECLARE THE SAME TO BE A COMPLETE AND CORRECT STATEMENT OF BUSINESS AND AFFAIRS OF SAID UTILITY FOR THE PERIOD COVERED BY THIS REPORT IN RESPECT TO EACH AND EVERY MATTER AND THING SET FORTH, TO THE BEST OF MY KNOWLEDGE, INFORMATION AND BELIEF.

Sworn Statement: I HEREBY ATTEST THAT ALL PROPERTY TAXES FOR SAID COMPANY ARE CURRENT AND PAID IN FULL.

I HEREBY ATTEST THAT ALL SALES TAXES FOR SAID COMPANY ARE CURRENT AND PAID IN FULL.

[Signature]  
signature of owner/official

928-859-3982  
telephone no.

SUBSCRIBED AND SWORN TO BEFORE ME A NOTARY PUBLIC  
IN AND FOR THE COUNTY

THIS 15 DAY OF April 2021  
(county name) (month) and (year)

MY COMMISSION EXPIRES 7-31-23  
(date)



[Signature]  
(signature of notary public)



Verification and Sworn Statement

Verification:

State of Arizona I, the undersigned of the  
(state name)

County of (county name): La Paz

Name (owner or official) title: William Scott

Company name: Harrisburg Utility Company, Inc.

DO SAY THAT THIS ANNUAL UTILITY PROPERTY TAX AND SALES TAX REPORT TO THE ARIZONA CORPORATION COMMISSION.

FOR THE YEAR ENDING: 12/31/20

HAS BEEN PREPARED UNDER MY DIRECTION, FROM THE ORIGINAL BOOKS, PAPERS AND RECORDS OF SAID UTILITY; THAT I HAVE CAREFULLY EXAMINED THE SAME, AND DECLARE THE SAME TO BE A COMPLETE AND CORRECT STATEMENT OF BUSINESS AND AFFAIRS OF SAID UTILITY FOR THE PERIOD COVERED BY THIS REPORT IN RESPECT TO EACH AND EVERY MATTER AND THING SET FORTH, TO THE BEST OF MY KNOWLEDGE, INFORMATION AND BELIEF.

Sworn Statement: IN ACCORDANCE WITH THE REQUIREMENTS OF TITLE 40, ARTICLE 8, SECTION 40-401, ARIZONA REVISED STATUTES, IT IS HEREIN REPORTED THAT THE GROSS OPERATING REVENUE OF SAID UTILITY DERIVED FROM ARIZONA INTRASTATE UTILITY OPERATIONS DURING THE CALENDAR YEAR WAS:

Arizona Intrastate Gross Operating Revenues Only (\$)

\$249,017

(The amount in the box above includes

\$16,919 in sales taxes  
billed or collected)



signature of owner/official

928-859-3982


telephone no.

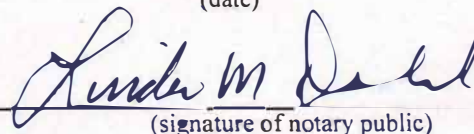
SUBSCRIBED AND SWORN TO BEFORE ME A NOTARY PUBLIC  
IN AND FOR THE COUNTY La Paz

THIS 15 DAY OF April 2021  
(month) and (year)

MY COMMISSION EXPIRES

7-31-23  
(date)



  
(signature of notary public)

Verification and Sworn Statement (Residential Revenue)

Verification:

State of Arizona I, the undersigned of the  
(state name)

County of (county name):

La Paz

Name (owner or official) title:

William Scott

Company name:

Harrisburg Utility Company, Inc.

DO SAY THAT THIS ANNUAL UTILITY PROPERTY TAX AND SALES TAX REPORT TO THE ARIZONA CORPORATION COMMISSION.

FOR THE YEAR ENDING: 12/31/20

HAS BEEN PREPARED UNDER MY DIRECTION, FROM THE ORIGINAL BOOKS, PAPERS AND RECORDS OF SAID UTILITY; THAT I HAVE CAREFULLY EXAMINED THE SAME, AND DECLARE THE SAME TO BE A COMPLETE AND CORRECT STATEMENT OF BUSINESS AND AFFAIRS OF SAID UTILITY FOR THE PERIOD COVERED BY THIS REPORT IN RESPECT TO EACH AND EVERY MATTER AND THING SET FORTH, TO THE BEST OF MY KNOWLEDGE, INFORMATION AND BELIEF.


Sworn Statement: IN ACCORDANCE WITH THE REQUIREMENTS OF TITLE 40, ARTICLE 8, SECTION 40-401, ARIZONA REVISED STATUTES, IT IS HEREIN REPORTED THAT THE GROSS OPERATING REVENUE OF SAID UTILITY DERIVED FROM ARIZONA INTRASTATE UTILITY OPERATIONS RECEIVED FROM RESIDENTIAL CUSTOMERS DURING THE CALENDAR YEAR WAS:

Arizona Intrastate Gross Operating Revenues Only (\$)

\$222,763

(The amount in the box above includes

\$15,079 in sales taxes  
billed or collected)

  
signature of owner/official

928-859-3982

telephone no.

SUBSCRIBED AND SWORN TO BEFORE ME A NOTARY PUBLIC  
IN AND FOR THE COUNTY

La Paz  
(county name)

THIS

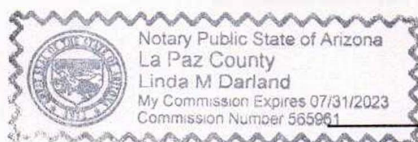
15

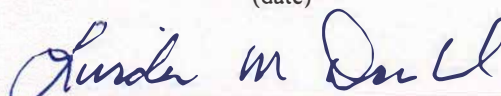
DAY OF

April 2021  
(month) and (year)

MY COMMISSION EXPIRES

7-31-23  
(date)



  
(signature of notary public)

Harrisburg Utility Company, Inc.  
Annual Report  
Full Gross-up Method for Income Tax Statement of Certification  
12/31/20

**Full Gross-up Method for Income Tax Statement of Certification**

**Verification:**

State of Arizona I, the undersigned of the  
(state name)

County of (county name): La Paz  
Name (owner or official) title: William Scott  
Company name: Harrisburg Utility Company, Inc.

FOR THE YEAR ENDING: 12/31/20

**Sworn Statement:**

IN ACCORDANCE WITH THE REQUIREMENTS OF DECISION NO. 77084, BECAUSE THE UTILITY REQUIRES THE GROSS UP OF ADVANCES AND CONTRIBUTIONS, I HEREBY STATE THAT THE UTILITY HAS NOT INCURRED NOR IS EXPECTED TO INCUR A NET INCREASE IN CURRENT INCOME TAX EXPENSE OR A DECREASE IN DEFERRED TAX ASSET FOR A CARRY FORWARD ACCORDING TO GAAP IN AN AMOUNT EQUAL TO OR GREATER THAN THE AMOUNT OF THE REQUIRED GROSS UP PAID BY DEVELOPERS IN THE PERIOD COVERED BY THIS ANNUAL REPORT.

[Signature]  
signature of owner/official

928-859-3982  
telephone no.

SUBSCRIBED AND SWORN TO BEFORE ME A NOTARY PUBLIC  
IN AND FOR THE COUNTY

La Paz  
(county name)

THIS

15

DAY OF

April 2021  
(month) and (year)

MY COMMISSION EXPIRES

7-31-23  
(date)



[Signature]  
(signature of notary public)