

ANNUAL REPORT

Of

Company Name: High Country Pines Water Company, Inc.
6033 N. 4th Place

Mailing Address: Phoenix AZ
85012

Docket No.: W-02448A
For the Year Ended: 12/31/18

RECEIVED

APR 12 2019

ARIZONA CORP COMMISSION
UTILITIES DIVISION - DIRECTOR'S OFFICE

WATER UTILITY

To

Arizona Corporation Commission

Due on April 15th

Email: rdelafuente@azcc.gov, mail or deliver the completed Annual Report to:

Arizona Corporation Commission
Compliance Section - Utilities Division
1200 West Washington Street
Phoenix, Arizona 85007

Application Type: Original Filing

Application Date: 4/12/2019

4-23-19

ARIZONA CORPORATION COMMISSION
WATER UTILITY ANNUAL REPORT
High Country Pines Water Company, Inc.
A Class ☐ E Utility

1. For the Calendar Year Ended: 12/31/18

2. Address:

| | | | |
|----------------------|---------|--------|---------|
| 6033 North 4th Place | | | |
| City: | Phoenix | State: | Arizona |
| Zip Code: | 85012 | | |

3. Telephone Number:

| |
|--------------|
| 602-274-5933 |
|--------------|

4. Date of Original Organization of Utility:

| |
|-----------|
| 8/29/1984 |
|-----------|

5. Person to whom correspondence should be addressed concerning this report:

Name:

| |
|--------------|
| Susan Stroud |
|--------------|

Telephone No. :

| |
|--------------|
| 602-274-5933 |
|--------------|

Address:

| | | | |
|----------------------|---------|--------|---------|
| 6033 North 4th Place | | | |
| City: | Phoenix | State: | Arizona |
| Zip Code: | 85012 | | |

Email:

| |
|----------------|
| ss-one@cox.net |
|----------------|

6. On-Site Manager:

Name:

| |
|--------------|
| Craig Rhoten |
|--------------|

Telephone No. :

| |
|--------------|
| 928-240-0840 |
|--------------|

Address:

| | | | |
|------------|-------|--------|---------|
| PO Box 502 | | | |
| City: | Heber | State: | Arizona |
| Zip Code: | 85928 | | |

Email:

| |
|----------------------------|
| plumbsquareconst@yahoo.com |
|----------------------------|

7. Ownership:

| |
|-----------------|
| "C" Corporation |
|-----------------|

8. Counties Served:

| |
|--------|
| Navajo |
|--------|

High Country Pines Water Company, Inc.
Annual Report
Utility Plant in Service (Water)
12/31/18

| Utility Plant in Service (Water) | | | | | | | |
|----------------------------------|--|------------------------------|------------------------|--------------------------|------------------------|--------------------------|-------------------|
| Account No. | Description | Beginning Year Original Cost | Current Year Additions | Current Year Retirements | Adjusted Original Cost | Accumulated Depreciation | OCLD (OC less AD) |
| 301 | Organization | \$5,167 | | | \$5,167 | | \$5,167 |
| 302 | Franchises | | | | 0 | | 0 |
| 303 | Land and Land Rights | 3,450 | | | 3,450 | | 3,450 |
| 304 | Structures and Improvements | 11,227 | | | 11,227 | 11,227 | 0 |
| 305 | Collecting & Improving Reservoirs | | | | 0 | | 0 |
| 306 | Lake, River, Canal Intakes | | | | 0 | | 0 |
| 307 | Wells and Springs | 34,135 | | | 34,135 | 34,135 | 0 |
| 308 | Infiltration Galleries | | | | 0 | | 0 |
| 309 | Supply Mains | | | | 0 | | 0 |
| 310 | Power Generation Equipment | | | | 0 | | 0 |
| 311 | Pumping Equipment | 48,270 | | | 48,270 | 48,270 | 0 |
| 320 | Water Treatment Equipment | | | | 0 | | 0 |
| 320.1 | Water Treatment Plants | | | | 0 | | 0 |
| 320.2 | Solution Chemical Feeders | 6,208 | | | 6,208 | 3,754 | 2,454 |
| 320.3 | Point-of-Use Treatment Devices | | | | 0 | | 0 |
| 330 | Distribution Reservoirs and Standpipes | | | | 0 | | 0 |
| 330.1 | Storage Tanks | 82,645 | | | 82,645 | 54,765 | 27,880 |
| 330.2 | Pressure Tanks | | | | 0 | | 0 |
| 331 | Transmission and Distribution Mains | 543,367 | | | 543,367 | 346,193 | 197,174 |
| 333 | Services | 8,505 | | | 8,505 | 8,505 | 0 |
| 334 | Meters and Meter Installations | 36,435 | 6,072 | | 42,507 | 28,383 | 14,124 |
| 335 | Hydrants | 19,016 | | | 19,016 | 14,080 | 4,936 |
| 336 | Backflow Prevention Devices | | | | 0 | | 0 |
| 339 | Other Plant and Misc. Equipment | | | | 0 | | 0 |
| 340 | Office Furniture and Equipment | 411 | | | 411 | 110 | 301 |
| 340.1 | Computer & Software | | | | 0 | | 0 |
| 341 | Transportation Equipment | | | | 0 | | 0 |
| 342 | Stores Equipment | | | | 0 | | 0 |
| 343 | Tools, Shop and Garage Equipment | | | | 0 | | 0 |
| 344 | Laboratory Equipment | | | | 0 | | 0 |
| 345 | Power Operated Equipment | | | | 0 | | 0 |
| 346 | Communication Equipment | | | | 0 | | 0 |
| 347 | Miscellaneous Equipment | | | | 0 | | 0 |
| 348 | Other Tangible Plant | 18,214 | | | 18,214 | 18,214 | 0 |
| | Totals | \$817,050 | \$6,072 | \$0 | \$823,122 | \$567,636 | \$255,486 |

Instructions: Fill out the Grey Cells with the relevant information. Input 0 or none if there is nothing recorded in that account or there is no applicable information to report.

High Country Pines Water Company, Inc.
Annual Report
Depreciation Expense for the Current Year (Water)
12/31/18

| Depreciation Expense for the Current Year (Water) | | | | | | | | |
|---|--|---------------------------------|---------------------------|-----------------------------|---------------------------|--|-----------------------------|-------------------------|
| Account No. | Description | Beginning Year Original Cost | Current Year Additions | Current Year Retirements | Adjusted Original Cost | Fully Depreciated/Non- depreciable Plant | Depreciation Percentages | Depreciation Expense |
| 301 | Organization | \$5,167 | \$0 | \$0 | \$5,167 | \$5,167 | 0.00% | \$0 |
| 302 | Franchises | 0 | 0 | 0 | 0 | | 0.00% | 0 |
| 303 | Land and Land Rights | 3,450 | 0 | 0 | 3,450 | 3,450 | 0.00% | 0 |
| 304 | Structures and Improvements | 11,227 | 0 | 0 | 11,227 | 11,227 | 3.33% | 0 |
| 305 | Collecting & Improving Reservoirs | 0 | 0 | 0 | 0 | | | 0 |
| 306 | Lake, River, Canal Intakes | 0 | 0 | 0 | 0 | | | 0 |
| 307 | Wells and Springs | 34,135 | 0 | 0 | 34,135 | 34,135 | 3.33% | 0 |
| 308 | Infiltration Galleries | 0 | 0 | 0 | 0 | | | 0 |
| 309 | Supply Mains | 0 | 0 | 0 | 0 | | | 0 |
| 310 | Power Generation Equipment | 0 | 0 | 0 | 0 | | | 0 |
| 311 | Pumping Equipment | 48,270 | 0 | 0 | 48,270 | 48,270 | 12.50% | 0 |
| 320 | Water Treatment Equipment | 0 | 0 | 0 | 0 | | | 0 |
| 320.1 | Water Treatment Plants | 0 | 0 | 0 | 0 | | | 0 |
| 320.2 | Solution Chemical Feeders | 6,208 | 0 | 0 | 6,208 | | 3.33% | 207 |
| 320.3 | Point-of-Use Treatment Devices | 0 | 0 | 0 | 0 | | | 0 |
| 330 | Distribution Reservoirs and Standpipes | 0 | 0 | 0 | 0 | | | 0 |
| 330.1 | Storage Tanks | 82,645 | 0 | 0 | 82,645 | | 2.22% | 1,835 |
| 330.2 | Pressure Tanks | 0 | 0 | 0 | 0 | | | 0 |
| 331 | Transmission and Distribution Mains | 543,367 | 0 | 0 | 543,367 | | 2.00% | 10,867 |
| 333 | Services | 8,505 | 0 | 0 | 8,505 | 8,505 | 3.33% | 0 |
| 334 | Meters and Meter Installations | 36,435 | 6,072 | 0 | 42,507 | | 8.33% | 3,541 |
| 335 | Hydrants | 19,016 | 0 | 0 | 19,016 | | 2.00% | 380 |
| 336 | Backflow Prevention Devices | 0 | 0 | 0 | 0 | | | 0 |
| 339 | Other Plant and Misc. Equipment | 0 | 0 | 0 | 0 | | | 0 |
| 340 | Office Furniture and Equipment | 411 | 0 | 0 | 411 | | 6.67% | 27 |
| 340.1 | Computer & Software | 0 | 0 | 0 | 0 | | | 0 |
| 341 | Transportation Equipment | 0 | 0 | 0 | 0 | | | 0 |
| 342 | Stores Equipment | 0 | 0 | 0 | 0 | | | 0 |
| 343 | Tools, Shop and Garage Equipment | 0 | 0 | 0 | 0 | | | 0 |
| 344 | Laboratory Equipment | 0 | 0 | 0 | 0 | | | 0 |
| 345 | Power Operated Equipment | 0 | 0 | 0 | 0 | | | 0 |
| 346 | Communication Equipment | 0 | 0 | 0 | 0 | | | 0 |
| 347 | Miscellaneous Equipment | 0 | 0 | 0 | 0 | | | 0 |
| 348 | Other Tangible Plant | 18,214 | 0 | 0 | 18,214 | 18,214 | 5.00% | 0 |
| | Subtotal | \$817,050 | \$6,072 | \$0 | \$823,122 | \$128,968 | | \$16,858 |

| | |
|--|-----------------|
| Contribution(s) in Aid of Construction (Gross) | \$611,497 |
| Less: Non Amortizable Contribution(s) | 0 |
| Fully Amortized Contribution(s) | 0 |
| Amortizable Contribution(s) | \$611,497 |
| Times: Proposed Amortization Rate | 2.68% |
| Amortization of CIAC | \$16,380 |

Less: Amortization of CIAC \$16,380

DEPRECIATION EXPENSE \$477

Instructions: Fill out the Grey Cells with the relevant information. Input 0 or none if there is nothing recorded in that account or there is no applicable information to report.

High Country Pines Water Company, Inc.
Annual Report
Balance Sheet Assets
12/31/18

| Balance Sheet Assets | | | | |
|----------------------|---|--|---|----------------------------------|
| | Assets | | Balance at Beginning of Year (2018) | Balance at End of Year (2018) |
| Account No. | Current and Accrued Assets | | | |
| 131 | Cash | | \$36,879 | \$76,492 |
| 134 | Working Funds | | | |
| 135 | Temporary Cash Investments | | 25,003 | |
| 141 | Customer Accounts Receivable | | 1,254 | 524 |
| 146 | Notes Receivable from Associated Companies | | | |
| 151 | Plant Material and Supplies | | | |
| 162 | Prepayments | | | |
| 174 | Miscellaneous Current and Accrued Assets | | | |
| | Total Current and Accrued Assets | | \$63,136 | \$77,016 |
| Account No. | Fixed Assets | | | |
| 101 | Utility Plant in Service* | | \$817,050 | \$823,122 |
| 103 | Property Held for Future Use | | | |
| 105 | Construction Work in Progress | | | |
| 108 | Accumulated Depreciation (enter as negative)* | | (550,787) | (567,636) |
| 121 | Non-Utility Property | | | |
| 122 | Accumulated Depreciation - Non Utility | | | |
| | Total Fixed Assets | | \$266,263 | \$255,486 |
| | Total Assets | | \$329,399 | \$332,502 |

Instructions: Fill out the Grey Cells with the relevant information. Input 0 or none if there is nothing recorded in that account or there is no applicable information to report.

*Note these items feed automatically from AR3 UPIS Page 3

High Country Pines Water Company, Inc.
Annual Report
Balance Sheet Liabilities and Owners Equity

| Balance Sheet Liabilities and Owners Equity | | | | |
|---|---|--|--|----------------------------------|
| | Liabilities | | Balance at Beginning of Year (2018) | Balance at End of Year (2018) |
| Account No. | Current Liabilities | | | |
| 231 | Accounts Payable | | \$767 | \$545 |
| 232 | Notes Payable (Current Portion) | | | |
| 234 | Notes Payable to Associated Companies | | | |
| 235 | Customer Deposits | | 225 | 225 |
| 236 | Accrued Taxes | | 336 | 341 |
| 237 | Accrued Interest | | | |
| 242 | Miscellaneous Current and Accrued Liabilities | | | |
| | Total Current Liabilities | | \$1,328 | \$1,111 |
| | | | | |
| | Long Term Debt | | | |
| 224 | Long Term Debt (Notes and Bonds) | | \$0 | \$0 |
| | | | | |
| | Deferred Credits | | | |
| 251 | Unamortized Premium on Debt | | \$0 | \$0 |
| 252 | Advances in Aid of Construction | | 3,003 | 3,483 |
| 255 | Accumulated Deferred Investment Tax Credits | | | |
| 271 | Contributions in Aid of Construction | | 611,497 | 611,497 |
| 272 | Less: Amortization of Contributions | | (195,220) | (211,600) |
| 281 | Accumulated Deferred Income Tax | | | |
| | Total Deferred Credits | | \$419,280 | \$403,380 |
| | Total Liabilities | | \$420,608 | \$404,491 |
| | | | | |
| | Capital Accounts | | | |
| 201 | Common Stock Issued | | \$150,446 | \$150,446 |
| 211 | Other Paid-In Capital | | 13,522 | 13,522 |
| 215 | Retained Earnings | | (255,177) | (235,957) |
| 218 | Proprietary Capital (Sole Props and Partnerships) | | 0 | 0 |
| | Total Capital | | (\$91,209) | (\$71,989) |
| | Total Liabilities and Capital | | \$329,399 | \$332,502 |

Instructions: Fill out the Grey Cells with the relevant information. Input 0 or none if there is nothing recorded in that account or there is no applicable information to report.

Note: Total liabilities and Capital must match total assets for the beginning and end of the year!

High Country Pines Water Company, Inc.
Annual Report
Water Comparative Income Statement
12/31/18

| Water Comparative Income Statement | | | |
|------------------------------------|--|---|--------------------------------------|
| Account No. | Calendar Year | Current Year 01/01/2018 - 12/31/2018 | Last Year 01/01/2017 - 12/31/2017 |
| | Operating Revenue | | |
| 461 | Metered Water Revenue | \$80,630 | \$75,584 |
| 460 | Unmetered Water Revenue | | |
| 462 | Fire Protection Revenue | | |
| 469 | Guaranteed Revenues (Surcharges) | | |
| 471 | Miscellaneous Service Revenues | | |
| 474 | Other Water Revenue | 1,085 | 1,067 |
| | Total Revenues | \$81,715 | \$76,651 |
| | | | |
| | Operating Expenses | | |
| 601 | Salaries and Wages | \$0 | \$0 |
| 604 | Employee Pensions and Benefits | | |
| 610 | Purchased Water | | |
| 615 | Purchased Power | 4,821 | 4,225 |
| 618 | Chemicals | 110 | 100 |
| 620 | Materials and Supplies | | |
| 620.1 | Repairs and Maintenance | 10,299 | 8,555 |
| 620.2 | Office Supplies and Expense | 2,078 | 1,204 |
| 630 | Contractual Services | 4,000 | 4,000 |
| 631 | Contractual Services -Engineering | | |
| 632 | Contractual Services - Accounting | 12,336 | 11,917 |
| 633 | Contractual Services - Legal | | |
| 634 | Contractual Services - Management Fees | 12,000 | 11,925 |
| 635 | Contractual Services - Water Testing | 3,469 | 4,024 |
| 636 | Contractual Services - Other | 7,200 | 7,950 |
| 640 | Rents | | |
| 641 | Rental of Building/Real Property | | |
| 642 | Rental of Equipment | | |
| 650 | Transportation Expenses | | |
| 657 | Insurance - General Liability | 1,628 | 1,628 |
| 657.1 | Insurance - Health and Life | | |
| 665 | Regulatory Commission Expense - Rate | | |
| 670 | Bad Debt Expense | | |
| 675 | Miscellaneous Expense | 71 | 53 |
| 403 | Depreciation Expense (From Schedule AR4) | 477 | 258 |
| 408 | Taxes Other Than Income | | |
| 408.11 | Property Taxes | 2,723 | 2,696 |
| 409 | Income Taxes | 720 | 600 |
| 427.1 | Customer Security Deposit Interest | | |
| | Total Operating Expenses | \$61,932 | \$59,135 |
| | | | |
| | Operating Income / (Loss) | \$19,783 | \$17,516 |
| | | | |
| | Other Income / (Expense) | | |
| 419 | Interest and Dividend Income | \$16 | \$3 |
| 421 | Non-Utility Income | | |
| 426 | Miscellaneous Non-Utility (Expense) | | |
| 427 | Interest (Expense) | | |
| | Total Other Income / (Expense) | \$16 | \$3 |
| | | | |
| | Net Income / (Loss) | \$19,799 | \$17,519 |

Instructions: Fill out the Grey Cells with the relevant information. Input 0 or none if there is nothing recorded in that account or there is no applicable information to report.

High Country Pines Water Company, Inc.
 Annual Report
 Full time equivalent employees
 12/31/18

Full time equivalent employees

| | Direct Company | Outside service | Total |
|----------------------|----------------|-----------------|-------|
| President | 0.0 | 0.0 | 0.0 |
| Vice-president | 0.0 | 0.0 | 0.0 |
| Manager | 0.0 | 0.0 | 0.0 |
| Engineering Staff | 0.0 | 0.0 | 0.0 |
| System Operator(s) | 0.0 | 0.5 | 0.5 |
| Meter reader | 0.0 | 0.0 | 0.0 |
| Customer Service | 0.0 | 0.0 | 0.0 |
| Accounting | 0.0 | 0.5 | 0.5 |
| Business Office | 0.0 | 0.0 | 0.0 |
| Rates Department | 0.0 | 0.0 | 0.0 |
| Administrative Staff | 0.0 | 0.0 | 0.0 |
| Other | 0.0 | 0.2 | 0.2 |
| Total | 0.0 | 1.2 | 1.2 |

Instructions: Fill out the Grey Cells with the relevant information. Input 0 or none if there is nothing recorded in that account or there is no applicable information to report. A full-time employee is based on 2080 total hours per year. Please calculate partial employees using 2080 hours.

High Country Pines Water Company, Inc.
Annual Report
Supplemental Financial Data (Long-Term Debt)
12/31/18

| Supplemental Financial Data (Long-Term Debt) | | | | |
|--|----------|---------|---------|---------|
| | Loan #1 | Loan #2 | Loan #3 | Loan #4 |
| Date Issued | No Loans | | | |
| Source of Loan | | | | |
| ACC Decision No. | | | | |
| Reason for Loan | | | | |
| Dollar Amt. Issued | | | | |
| Amount Outstanding | | | | |
| Date of Maturity | | | | |
| Interest Rate | | | | |
| Current Year Interest | | | | |
| Current Year Principal | | | | |

| | |
|---|---------|
| Meter Deposit Balance at Test Year End: | \$3,483 |
|---|---------|

| | |
|---|-------|
| Meter Deposits Refunded During the Test Year: | \$120 |
|---|-------|

List all bonds, notes, loans, and other types of indebtedness in which the proceeds were used in the provision of public utility service. Indebtedness incurred for personal uses by the owner of the utility should not be listed. Input 0 or none if there is nothing to report for that cell.

High Country Pines Water Company, Inc.
Annual Report
Well and Water Usage
12/31/18

[illegible]

| | |
|---|--|
| Name of system water delivered to: | |
| ADWR PCC Number: | |
| Source of water delivered to another system | |

| | |
|-------------------------------------|--|
| Name of system water received from: | |
| ADWR PCC Number: | |
| Source of water received | |
| Well registry 55# (55-XXXXXX): | |

| Month | Water withdrawn (acre ft) ¹ | Water sold (acre ft) ² | Water delivered (sold) to other systems (acre ft) ³ | Water received (purchased) from other systems (acre ft) ⁴ | Estimated authorized use (acre ft) ⁵ | Purchased Power Expense ⁶ | Purchased Power (kWh) ⁷ |
|-----------|---|--------------------------------------|--|---|---|---|---------------------------------------|
| January | 1 | 1 | 0 | 0 | \$356 | 3,301 | |
| February | 1 | 1 | 0 | 0 | 242 | 2,134 | |
| March | 1 | 1 | 0 | 0 | 296 | 2,701 | |
| April | 1 | 1 | 0 | 0 | 309 | 2,837 | |
| May | 2 | 2 | 0 | 0 | 401 | 3,774 | |
| June | 3 | 3 | 0 | 0 | 884 | 8,751 | |
| July | 4 | 4 | 0 | 0 | 901 | 8,926 | |
| August | 3 | 3 | 0 | 0 | 464 | 4,434 | |
| September | 2 | 2 | 0 | 0 | 422 | 4,032 | |
| October | 2 | 2 | 0 | 0 | 336 | 3,149 | |
| November | 1 | 1 | 0 | 0 | 210 | 2,220 | |
| December | 1 | 1 | 0 | 0 | 213 | 2,252 | |
| Totals | 21 | 21 | 0 | 0 | 0 | \$5,034 | 48,511 |

| |
|--|
| <p>If applicable, in the space below please provide a description for all un-metered water use along with amounts:</p> |
| |

Instructions: Fill out the Grey Cells with the relevant information. Input 0 or none if there is nothing recorded in that account or there is no applicable information to report.

- 1 Water withdrawn - Total acre feet of water withdrawn from pumped sources.
- 2 Water sold - Total acre feet from customer meters, and other sales such as construction water.
- 3 Water delivered (sold) to other systems - Total acre feet of water delivered to other systems.
- 4 Water received (purchased) from other systems - Total acre feet of water purchased/received from other systems.
- 5 Estimated authorized use - Total estimated acre feet from authorized metered or unmetered use. Authorized uses such as flushing (mains, services and hydrants) draining/cleaning tanks, process, construction, fire fighting, etc. Non-authorized use (real losses) are service line breaks and leaks, water main breaks, meter inaccuracies and theft.
- 6 Enter the total purchased power costs for the power meters associated with this system.
- 7 Enter the total purchased kWh used by the power meters associated with this system.

High Country Pines Water Company, Inc.
Annual Report
Water Utility Plant Description
12/31/18

Water Utility Plant Description

| | | | |
|----------------------------------|--------------------------|--|--|
| Name of the System: | HIGH COUNTRY PINES WATER | | |
| ADEQ Public Water System Number: | AZ0409329 | | |
| ADWR PCC Number: | 91-000405.0000 | | |

[illegible][illegible]

| SERVICE LINES | |
|---------------|-------------------|
| Material | Percent of system |
| | |
| | |
| | |
| | |
| | |

| BOOSTER PUMPS | | |
|---------------|-----|----------|
| Horsepower | GPM | Quantity |
| 10 | 250 | 2 |
| 25 | 500 | 1 |
| | | |
| | | |

| FIRE HYDRANTS | |
|---------------|----------|
| Type | Quantity |
| Standard * | 51 |
| Other | 0 |

| STORAGE TANKS | | |
|--------------------|----------|----------|
| Capacity (gallons) | Material | Quantity |
| 60,000 | Steel | 1 |
| 100,000 | Steel | 1 |
| | | |
| | | |
| | | |
| | | |

| PRESSURE/BLADDER TANKS | | |
|------------------------|--------------|----------|
| Capacity (gallons) | Material | Quantity |
| 5,000 | Coated Steel | 1 |
| | | |
| | | |
| | | |
| | | |

Instructions: Fill out the Grey Cells with the relevant information. Input 0 or none if there is nothing recorded in that account or there is no applicable information to report. Copy and paste this sheet as many times as is necessary.

* A standard fire hydrant has two 2.5 inch hose connection nozzles with 7.5 threads per inch, and one 4.5 inch pumper connection nozzle with 4 threads per inch.

| |
|--|
| Water Utility Plant Description (Continued) |
|--|

For the following three items, list the utility owned assets in each category for each system.

| | |
|---------------------------------|--------------------|
| TREATMENT EQUIPMENT: | Liquid chlorinator |
|---------------------------------|--------------------|

| | |
|--------------------|---|
| STRUCTURES: | 18 x 20 foot pump house, chain link fence |
|--------------------|---|

| | |
|---------------|-----|
| OTHER: | N/A |
|---------------|-----|

Instructions: Fill out the Grey Cells with the relevant information. Input 0 or none if there is nothing recorded in that account or there is no applicable information to report. Copy and paste this sheet as many times as is necessary.

High Country Pines Water Company, Inc.
Annual Report
Customer and Other Information
12/31/18

| Customer and Other Information | | |
|----------------------------------|--------------------------|--|
| Name of the System: | HIGH COUNTRY PINES WATER | |
| ADEQ Public Water System Number: | AZ0409329 | |
| ADWR PCC Number: | 91-000405.0000 | |

| Month | Number of Customers | | | | |
|-----------|---------------------|--------------|------------|-----------------|-----------------------|
| | Single-Family | Multi-Family | Commercial | Turf/Irrigation | Other Non-Residential |
| January | 206 | 0 | 2 | 0 | 0 |
| February | 208 | 0 | 2 | 0 | 0 |
| March | 208 | 0 | 2 | 0 | 0 |
| April | 209 | 0 | 2 | 0 | 0 |
| May | 209 | 0 | 2 | 0 | 0 |
| June | 209 | 0 | 2 | 0 | 0 |
| July | 210 | 0 | 2 | 0 | 0 |
| August | 210 | 0 | 2 | 0 | 0 |
| September | 211 | 0 | 2 | 0 | 0 |
| October | 213 | 0 | 2 | 0 | 0 |
| November | 214 | 0 | 2 | 0 | 0 |
| December | 214 | 0 | 2 | 0 | 0 |

If the system has fire hydrants, what is the fire flow requirements? GPM for hrs.

Does the system have chlorination treatment?

Does the Company have an ADWR Gallons Per Capita Per Day (GPCPD) requirement?

If yes, provide the GPCPD amount:

Is the Water Utility located in an ADWR Active Management Area (AMA)?

If yes, which AMA?

Instructions: Fill out the Grey Cells with the relevant information. Input 0 or none if there is nothing recorded in that account or there is no applicable information to report. Copy and paste this sheet as many times as is necessary.

High Country Pines Water Company, Inc.
Annual Report
Property Taxes
12/31/18

| Property Taxes | |
|--|---------|
| Amount of actual property taxes paid during Calendar Year 2018 was | \$2,723 |

If no property taxes paid, explain why.

N/A

Instructions: Fill out the Grey Cells with the relevant information. Input 0 or none if there is nothing recorded in that account or there is no applicable information to report.

High Country Pines Water Company, Inc.
Annual Report
Verification and Sworn Statement (Taxes)
12/31/18

RECEIVED

APR 12 2019

ARIZONA CORP COMMISSION
UTILITIES DIVISION - DIRECTOR'S OFFICE

Verification and Sworn Statement (Taxes)

Verification: State of Arizona I, the undersigned of the
(state name)

County of (county name): Maricopa
Name (owner or official) title: Susan Stroud
Company name: High Country Pines Water Company, Inc.

DO SAY THAT THIS ANNUAL UTILITY PROPERTY TAX AND SALES TAX REPORT TO THE ARIZONA CORPORATION COMMISSION.

FOR THE YEAR ENDING: 12/31/18

HAS BEEN PREPARED UNDER MY DIRECTION, FROM THE ORIGINAL BOOKS, PAPERS AND RECORDS OF SAID UTILITY; THAT I HAVE CAREFULLY EXAMINED THE SAME, AND DECLARE THE SAME TO BE A COMPLETE AND CORRECT STATEMENT OF BUSINESS AND AFFAIRS OF SAID UTILITY FOR THE PERIOD COVERED BY THIS REPORT IN RESPECT TO EACH AND EVERY MATTER AND THING SET FORTH, TO THE BEST OF MY KNOWLEDGE, INFORMATION AND BELIEF.

Sworn Statement: I HEREBY ATTEST THAT ALL PROPERTY TAXES FOR SAID COMPANY ARE CURRENT AND PAID IN FULL.

I HEREBY ATTEST THAT ALL SALES TAXES FOR SAID COMPANY ARE CURRENT AND PAID IN FULL.


Susan Stroud
signature of owner/official

602-274-5933
telephone no.

SUBSCRIBED AND SWORN TO BEFORE ME A NOTARY PUBLIC
IN AND FOR THE COUNTY

THIS 11th DAY OF April 2019
(month) and (year)

MY COMMISSION EXPIRES 09/27/22 4/10/19
(date)



Cole Ryan
(signature of notary public)

Verification and Sworn Statement

RECEIVED

APR 12 2019

ARIZONA CORP COMMISSION
UTILITIES DIVISION - DIRECTOR'S OFFICE

Verification:

State of Arizona I, the undersigned of the
(state name)

County of (county name):

Maricopa

Name (owner or official) title:

Susan Stroud

Company name:

High Country Pines Water Company, Inc.

DO SAY THAT THIS ANNUAL UTILITY PROPERTY TAX AND SALES TAX REPORT TO THE ARIZONA CORPORATION COMMISSION.

FOR THE YEAR ENDING: 12/31/18

HAS BEEN PREPARED UNDER MY DIRECTION, FROM THE ORIGINAL BOOKS, PAPERS AND RECORDS OF SAID UTILITY; THAT I HAVE CAREFULLY EXAMINED THE SAME, AND DECLARE THE SAME TO BE A COMPLETE AND CORRECT STATEMENT OF BUSINESS AND AFFAIRS OF SAID UTILITY FOR THE PERIOD COVERED BY THIS REPORT IN RESPECT TO EACH AND EVERY MATTER AND THING SET FORTH, TO THE BEST OF MY KNOWLEDGE, INFORMATION AND BELIEF.

Sworn Statement: IN ACCORDANCE WITH THE REQUIREMENTS OF TITLE 40, ARTICLE 8, SECTION 40-401, ARIZONA REVISED STATUTES, IT IS HEREIN REPORTED THAT THE GROSS OPERATING REVENUE OF SAID UTILITY DERIVED FROM ARIZONA INTRASTATE UTILITY OPERATIONS DURING THE CALENDAR YEAR WAS:

Arizona Intrastate Gross Operating Revenues Only (\$)

\$86,618

(The amount in the box above includes

\$4,903 in sales taxes

billed or collected)

Susan Stroud
signature of owner/official

602-274-5933

telephone no.

SUBSCRIBED AND SWORN TO BEFORE ME A NOTARY PUBLIC
IN AND FOR THE COUNTY

Maricopa
(county name)


THIS

14th

DAY OF

April 2019
(month) and (year)

MY COMMISSION EXPIRES September 27, 2022
(date)



[Signature]
(signature of notary public)

High Country Pines Water Company, Inc.
Annual Report
Verification and Sworn Statement (Residential Revenue)
12/31/18

| Verification and Sworn Statement (Residential Revenue) | |
|--|--|
| Verification: | |
| State of | Arizona (state name) |
| I, the undersigned of the | |
| County of (county name): | Maricopa |
| Name (owner or official) title: | Susan Stroud |
| Company name: | High Country Pines Water Company, Inc. |

RECEIVED
APR 12 2019
ARIZONA CORP COMMISSION
UTILITIES DIVISION - DIRECTOR'S OFFICE

DO SAY THAT THIS ANNUAL UTILITY PROPERTY TAX AND SALES TAX REPORT TO THE ARIZONA CORPORATION COMMISSION.

FOR THE YEAR ENDING: 12/31/18

HAS BEEN PREPARED UNDER MY DIRECTION, FROM THE ORIGINAL BOOKS, PAPERS AND RECORDS OF SAID UTILITY; THAT I HAVE CAREFULLY EXAMINED THE SAME, AND DECLARE THE SAME TO BE A COMPLETE AND CORRECT STATEMENT OF BUSINESS AND AFFAIRS OF SAID UTILITY FOR THE PERIOD COVERED BY THIS REPORT IN RESPECT TO EACH AND EVERY MATTER AND THING SET FORTH, TO THE BEST OF MY KNOWLEDGE, INFORMATION AND BELIEF.


Sworn Statement: IN ACCORDANCE WITH THE REQUIREMENTS OF TITLE 40, ARTICLE 8, SECTION 40-401, ARIZONA REVISED STATUTES, IT IS HEREIN REPORTED THAT THE GROSS OPERATING REVENUE OF SAID UTILITY DERIVED FROM ARIZONA INTRASTATE UTILITY OPERATIONS RECEIVED FROM RESIDENTIAL CUSTOMERS DURING THE CALENDAR YEAR WAS:

Arizona Intrastate Gross Operating Revenues Only (\$)

\$78,615

(The amount in the box above includes

\$4,463 in sales taxes
billed or collected)


signature of owner/official

602-274-5933

telephone no.

SUBSCRIBED AND SWORN TO BEFORE ME A NOTARY PUBLIC
IN AND FOR THE COUNTY

Maricopa
(county name)

THIS


14th

DAY OF

April 2019
(month) and (year)

MY COMMISSION EXPIRES

September 27, 2022
(date)




(signature of notary public)

| | | |
|----------------------------------|----------------------------------|--|
| Company | High Country Pines Water Company | |
| Docket No.: | #N/A | |
| Name of the System: | High Country Pines Water | |
| ADEQ Public Water System Number: | AZ0409329 | |
| ADWR PCC Number: | 91-000405.0000 | |

| 2018 Utility Shutoffs / Disconnects | | | |
|-------------------------------------|--|-------------------------------------|----------|
| Month | Termination without Notice R14-2-410.B | Termination with Notice R14-2-410.C | Other |
| January | 0 | 0 | |
| February | 0 | 0 | |
| March | 0 | 0 | |
| April | 0 | 0 | |
| May | 0 | 0 | |
| June | 0 | 0 | |
| July | 0 | 0 | |
| August | 0 | 0 | |
| September | 0 | 0 | |
| October | 0 | 0 | |
| November | 0 | 0 | |
| December | 0 | 0 | |
| Total | 0 | 0 | 0 |

Other (description):

| |
|--|
| |
|--|

Instructions: Fill out the Grey Cells with the relevant information. Input 0 or none if there is nothing recorded in that account or there is no applicable information to report.

RECEIVED
JUN 11 2019
ARIZONA CORP COMMISSION
UTILITIES DIVISION – DIRECTOR'S OFFICE