

**RECEIVED BY EMAIL**  
**5/12/2023, 11:19 AM**  
**ARIZONA CORPORATION COMMISSION**  
**UTILITIES DIVISION**

**ANNUAL REPORT**

Of

Company Name: **High Country Pines Water Company, Inc.**  
6033 N. 4th Place

Mailing Address: Phoenix AZ  
85012

Docket No.: W-02448A  
For the Year Ended: **12/31/22**

**WATER UTILITY**

To

Arizona Corporation Commission

**Due on April 15th**

Email: Util-Compliance@azcc.gov, mail or deliver the completed Annual Report to:  
Arizona Corporation Commission  
Compliance Section - Utilities Division  
1200 West Washington Street  
Phoenix, Arizona 85007

Application Type: **Original Filing**  
Application Date: **5/12/2023**

ARIZONA CORPORATION COMMISSION  
WATER UTILITY ANNUAL REPORT  
High Country Pines Water Company, Inc.  
A Class ☐ E Utility

For the Calendar Year Ended: 12/31/22

Primary Address: 

6033 North 4th Place			
City:	Phoenix	State:	Arizona
Zip Code:	85012		

Telephone Number: 

(602) 274-5933
----------------

Date of Original Organization of Utility: 

8/29/1984
-----------

Person to whom correspondence should be addressed concerning this report:

Name: 

Susan Stroud
--------------

  
Telephone No. : 

(602) 274-5933
----------------

  
Address: 

6033 North 4th Place			
City:	Phoenix	State:	Arizona
Zip Code:	85012		

  
Email: 

ss-one@cox.net
----------------

**Regulatory and Management Contact**  
Name: 

Susan Stroud
--------------

  
Telephone No. : 

(602) 274-5933
----------------

  
Address: 

6033 North 4th Place			
City:	Phoenix	State:	Arizona
Zip Code:	85012		

  
Email: 

ss-one@cox.net
----------------

--	--	--	--

  
Name: 

--

  
Telephone No. : 

--

  
Address: 

City:		State:	
Zip Code:			

  
Email: 

--

--	--	--	--

  
Name: 

--

  
Telephone No. : 

--

  
Address: 

City:		State:	
Zip Code:			

  
Email: 

--

--	--	--	--

  
Name: 

--

  
Telephone No. : 

--

  
Address: 

City:		State:	
Zip Code:			

  
Email: 

--

Ownership: 

"C" Corporation
-----------------

Counties Served: 

Navajo
--------

ARIZONA CORPORATION COMMISSION  
WATER UTILITY ANNUAL REPORT  
High Country Pines Water Company, Inc.

<b>Important changes during the year</b>
--

No	For those companies not subject to the affiliated interest rules, has there been a change in ownership or direct control during the year?
	If yes, please provide specific details in the box below.
	N/A

No	Has the company been notified by any other regulatory authorities during the year, that they are out of compliance?
	If yes, please provide specific details in the box below.
	N/A

High Country Pines Water Company, Inc.  
Annual Report  
Utility Plant in Service (Water)  
12/31/22

Utility Plant in Service (Water)							
Account No.	Description	Beginning Year Original Cost	Current Year Additions	Current Year Retirements	Adjusted Original Cost	Accumulated Depreciation	OCLD (OC less AD)
301	Organization	\$5,167	\$0	\$0	\$5,167	\$0	\$5,167
302	Franchises	0	0	0	0	0	0
303	Land and Land Rights	3,450	0	0	3,450	0	3,450
304	Structures and Improvements	11,227	0	0	11,227	11,227	0
305	Collecting & Improving Reservoirs	0	0	0	0	0	0
306	Lake, River, Canal Intakes	0	0	0	0	0	0
307	Wells and Springs	41,453	0	0	41,453	34,744	6,709
308	Infiltration Galleries	0	0	0	0	0	0
309	Supply Mains	0	0	0	0	0	0
310	Power Generation Equipment	0	0	0	0	0	0
311	Pumping Equipment	86,187	0	0	86,187	59,280	26,907
320	Water Treatment Equipment	0	0	0	0	0	0
320.1	Water Treatment Plants	0	0	0	0	0	0
320.2	Solution Chemical Feeders	6,208	0	0	6,208	4,581	1,627
320.3	Point-of-Use Treatment Devices	0	0	0	0	0	0
330	Distribution Reservoirs and Standpipes	0	0	0	0	0	0
330.1	Storage Tanks	82,645	0	0	82,645	62,104	20,541
330.2	Pressure Tanks	0	0	0	0	0	0
331	Transmission and Distribution Mains	543,367	0	0	543,367	389,663	153,704
333	Services	9,320	0	0	9,320	8,600	720
334	Meters and Meter Installations	56,089	2,488	0	58,577	37,621	20,956
335	Hydrants	19,016	3,684	0	22,700	15,639	7,061
336	Backflow Prevention Devices	0	0	0	0	0	0
339	Other Plant and Misc. Equipment	0	0	0	0	0	0
340	Office Furniture and Equipment	411	0	0	411	219	192
340.1	Computer & Software	0	0	0	0	0	0
341	Transportation Equipment	0	0	0	0	0	0
342	Stores Equipment	0	0	0	0	0	0
343	Tools, Shop and Garage Equipment	0	0	0	0	0	0
344	Laboratory Equipment	0	0	0	0	0	0
345	Power Operated Equipment	389	0	0	389	68	321
346	Communication Equipment	0	0	0	0	0	0
347	Miscellaneous Equipment	0	0	0	0	0	0
348	Other Tangible Plant	18,214	0	0	18,214	18,214	0
	<b>Totals</b>	<b>\$883,143</b>	<b>\$6,172</b>	<b>\$0</b>	<b>\$889,315</b>	<b>\$641,960</b>	<b>\$247,355</b>

High Country Pines Water Company, Inc.  
Annual Report  
Depreciation Expense for the Current Year (Water)  
12/31/22

Depreciation Expense for the Current Year (Water)									
Account No.	Description	Beginning Year Original Cost	Current Year Additions	Current Year Retirements	Adjusted Original Cost	Fully Depreciated/Non- depreciable Plant	Depreciable Plant	Depreciation Percentages	Depreciation Expense
301	Organization	\$5,167	\$0	\$0	\$5,167	\$5,167	\$0	0.00%	\$0
302	Franchises	0	0	0	0	0	0		0
303	Land and Land Rights	3,450	0	0	3,450	3,450	0	0.00%	0
304	Structures and Improvements	11,227	0	0	11,227	11,227	0	3.33%	0
305	Collecting & Improving Reservoirs	0	0	0	0	0	0		0
306	Lake, River, Canal Intakes	0	0	0	0	0	0		0
307	Wells and Springs	41,453	0	0	41,453	34,135	7,318	3.33%	244
308	Infiltration Galleries	0	0	0	0	0	0		0
309	Supply Mains	0	0	0	0	0	0		0
310	Power Generation Equipment	0	0	0	0	0	0		0
311	Pumping Equipment	86,187	0	0	86,187	48,270	37,917	12.50%	4,740
320	Water Treatment Equipment	0	0	0	0	0	0		0
320.1	Water Treatment Plants	0	0	0	0	0	0		0
320.2	Solution Chemical Feeders	6,208	0	0	6,208	0	6,208	3.33%	207
320.3	Point-of-Use Treatment Devices	0	0	0	0	0	0		0
330	Distribution Reservoirs and Standpipes	0	0	0	0	0	0		0
330.1	Storage Tanks	82,645	0	0	82,645	0	82,645	2.22%	1,835
330.2	Pressure Tanks	0	0	0	0	0	0		0
331	Transmission and Distribution Mains	543,367	0	0	543,367	0	543,367	2.00%	10,867
333	Services	9,320	0	0	9,320	8,505	815	3.33%	27
334	Meters and Meter Installations	56,089	2,488	0	58,577	25,773	32,804	8.33%	2,629
335	Hydrants	19,016	3,684	0	22,700	0	22,700	2.00%	417
336	Backflow Prevention Devices	0	0	0	0	0	0		0
339	Other Plant and Misc. Equipment	0	0	0	0	0	0		0
340	Office Furniture and Equipment	411	0	0	411	0	411	6.67%	27
340.1	Computer & Software	0	0	0	0	0	0		0
341	Transportation Equipment	0	0	0	0	0	0		0
342	Stores Equipment	0	0	0	0	0	0		0
343	Tools, Shop and Garage Equipment	0	0	0	0	0	0		0
344	Laboratory Equipment	0	0	0	0	0	0		0
345	Power Operated Equipment	389	0	0	389	0	389	5.00%	19
346	Communication Equipment	0	0	0	0	0	0		0
347	Miscellaneous Equipment	0	0	0	0	0	0		0
348	Other Tangible Plant	18,214	0	0	18,214	18,214	0	5.00%	0
	<b>Subtotal</b>	<b>\$883,143</b>	<b>\$6,172</b>	<b>\$0</b>	<b>\$889,315</b>	<b>\$154,741</b>	<b>\$734,574</b>		<b>\$21,012</b>

Contribution(s) in Aid of Construction (Gross)	\$611,467
Less: Non Amortizable Contribution(s)	0
Fully Amortized Contribution(s)	0
Amortizable Contribution(s)	<b>\$611,467</b>
Times: Proposed Amortization Rate	2.68%
<b>Amortization of CIAC</b>	<b>\$16,379</b>

Less: Amortization of CIAC **\$16,379**

**DEPRECIATION EXPENSE** **\$4,633**

High Country Pines Water Company, Inc.  
Annual Report  
Balance Sheet Assets  
12/31/22

Balance Sheet Assets				
	Assets		Balance at Beginning of Year (2022)	Balance at End of Year (2022)
Account No.	<b>Current and Accrued Assets</b>			
131	Cash		\$74,243	\$59,937
134	Working Funds			
135	Temporary Cash Investments			
141	Customer Accounts Receivable		(1,582)	(271)
146	Notes Receivable from Associated Companies			
151	Plant Material and Supplies			
162	Prepayments			
174	Miscellaneous Current and Accrued Assets			
	<b>Total Current and Accrued Assets</b>		<b>\$72,661</b>	<b>\$59,666</b>
Account No.	<b>Fixed Assets</b>			
101	Utility Plant in Service*		\$883,143	\$889,315
103	Property Held for Future Use			
105	Construction Work in Progress			
108	Accumulated Depreciation (enter as negative)*		(620,948)	(641,960)
121	Non-Utility Property			
122	Accumulated Depreciation - Non Utility			
	<b>Total Fixed Assets</b>		<b>\$262,195</b>	<b>\$247,355</b>
	<b>Total Assets</b>		<b>\$334,856</b>	<b>\$307,021</b>

\*Note these items feed automatically from AR3 UPIS Page 4

High Country Pines Water Company, Inc.  
Annual Report  
Balance Sheet Liabilities and Owners Equity

Balance Sheet Liabilities and Owners Equity				
	Liabilities		Balance at Beginning of Year (2022)	Balance at End of Year (2022)
Account No.	Current Liabilities			
231	Accounts Payable		\$6,450	\$4,258
232	Notes Payable (Current Portion)			
234	Notes Payable to Associated Companies			
235	Customer Deposits			
236	Accrued Taxes		1,237	934
237	Accrued Interest			
242	Miscellaneous Current and Accrued Liabilities			
	<b>Total Current Liabilities</b>		<b>\$7,687</b>	<b>\$5,192</b>
	Long Term Debt			
224	Long Term Debt (Notes and Bonds)		\$0	\$0
	Deferred Credits			
251	Unamortized Premium on Debt		\$0	\$0
252	Advances in Aid of Construction		5,353	2,740
255	Accumulated Deferred Investment Tax Credits			
271	Contributions in Aid of Construction		611,497	611,497
272	Less: Amortization of Contributions		(260,740)	(277,120)
281	Accumulated Deferred Income Tax			
	<b>Total Deferred Credits</b>		<b>\$356,110</b>	<b>\$337,117</b>
	<b>Total Liabilities</b>		<b>\$363,797</b>	<b>\$342,309</b>
	Capital Accounts			
201	Common Stock Issued		\$150,446	\$150,446
211	Other Paid-In Capital		13,522	13,522
215	Retained Earnings		(192,909)	(202,069)
218	Proprietary Capital (Sole Props and Partnerships)		0	0
	<b>Total Capital</b>		<b>(\$28,941)</b>	<b>(\$38,101)</b>
	<b>Total Liabilities and Capital</b>		<b>\$334,856</b>	<b>\$304,208</b>

**Note: Total liabilities and Capital must match total assets for the beginning and end of the year!**

High Country Pines Water Company, Inc.  
Annual Report  
Water Comparative Income Statement  
12/31/22

<b>Water Comparative Income Statement</b>			
Account No.	Calendar Year	Current Year 01/01/2022 - 12/31/2022	Last Year 01/01/2021 - 12/31/2021
	<b>Operating Revenue</b>		
461	Metered Water Revenue	\$91,328	\$87,866
460	Unmetered Water Revenue	0	0
462	Fire Protection Revenue	0	0
469	Guaranteed Revenues (Surcharges)	0	0
471	Miscellaneous Service Revenues	0	0
474	Other Water Revenue	1,099	1,899
	<b>Total Revenues</b>	<b>\$92,427</b>	<b>\$89,765</b>
	<b>Operating Expenses</b>		
601	Salaries and Wages	\$0	\$0
604	Employee Pensions and Benefits	0	0
610	Purchased Water	0	0
615	Purchased Power	5,964	5,308
618	Chemicals	251	528
620	Materials and Supplies	0	0
620.1	Repairs and Maintenance	8,852	13,223
620.2	Office Supplies and Expense	2,260	2,899
630	Contractual Services	0	0
631	Contractual Services - Engineering	0	0
632	Contractual Services - Accounting	17,808	15,107
633	Contractual Services - Legal	18,631	11,049
634	Contractual Services - Management Fees	26,353	13,200
635	Contractual Services - Water Testing	1,767	3,650
636	Contractual Services - Other	11,350	16,800
640	Rents	0	0
641	Rental of Building/Real Property	0	0
642	Rental of Equipment	0	0
650	Transportation Expenses	0	0
657	Insurance - General Liability	1,628	1,628
657.1	Insurance - Health and Life	0	0
665	Regulatory Commission Expense - Rate	0	0
670	Bad Debt Expense	0	237
675	Miscellaneous Expense	364	269
403	Depreciation Expense (From Schedule AR4)	4,633	3,824
408	Taxes Other Than Income	0	0
408.11	Property Taxes	2,955	2,930
409	Income Taxes	802	(1,701)
427.1	Customer Security Deposit Interest	0	0
	<b>Total Operating Expenses</b>	<b>\$103,618</b>	<b>\$88,951</b>
	<b>Operating Income / (Loss)</b>	<b>(\$11,191)</b>	<b>\$814</b>
	<b>Other Income / (Expense)</b>		
419	Interest and Dividend Income	\$132	\$23
421	Non-Utility Income	0	0
426	Miscellaneous Non-Utility (Expense)	0	0
427	Interest (Expense)	(32)	0
	<b>Total Other Income / (Expense)</b>	<b>\$100</b>	<b>\$23</b>
	<b>Net Income / (Loss)</b>	<b>(\$11,091)</b>	<b>\$837</b>



High Country Pines Water Company, Inc.  
Annual Report  
Full time equivalent employees  
12/31/22

**Full time equivalent employees**

	Direct Company	Allocated	Outside service	Total
President				0.0
Vice-president				0.0
Manager				0.0
Engineering Staff				0.0
System Operator(s)			0.4	0.4
Meter reader				0.0
Customer Service				0.0
Accounting			0.5	0.5
Business Office				0.0
Rates Department				0.0
Administrative Staff				0.0
Other			0.1	0.1
<b>Total</b>	0.0	0.0	1.0	1.0

High Country Pines Water Company, Inc.  
Annual Report  
Supplemental Financial Data (Long-Term Debt)  
12/31/22

Supplemental Financial Data (Long-Term Debt)				
	Loan #1	Loan #2	Loan #3	Loan #4
Date Issued	No Loans			
Source of Loan				
ACC Decision No.				
Reason for Loan				
Dollar Amt. Issued				
Amount Outstanding				
Date of Maturity				
Interest Rate				
Current Year Interest				
Current Year Principal				

Meter Deposit Balance at Test Year End:	\$2,740
---	---------

Meter Deposits Refunded During the Test Year:	\$0
---	-----

**List all bonds, notes, loans, and other types of indebtedness in which the proceeds were used in the provision of public utility service. Indebtedness incurred for personal uses by the owner of the utility should not be listed. Input 0 or none if there is nothing to report for that cell.**

### Well and Water Usage

[illegible]

Name of system water delivered to:		
ADWR PCC Number:		
Source of water delivered to another system	NA	

Name of system water received from:			
ADWR PCC Number:			
Source of water received	NA		
Well registry 55# (55-XXXXXX):			

Month	Water withdrawn (gallons)1	Water sold (gallons)2	Water delivered (sold) to other systems (gallons)3	Water received (purchased) from other systems (gallons)4	Estimated authorized use (gallons)5	Purchased Power Expense <sup>6</sup>	Purchased Power (kWh) <sup>7</sup>
January	268,264.50	526,528.50	0.00	0.00		\$430	3,721
February	258,264.00	357,425.50	0.00	0.00		317	2,642
March	357,425.50	324,801.20	0.00	0.00		277	2,321
April	324,801.20	366,293.70	0.00	0.00		342	2,882
May	366,293.70	545,461.30	0.00	0.00		523	4,612
June	545,461.30	1,167,013.10	0.00	0.00		831	7,549
July	1,167,013.10	1,338,166.40	0.00	0.00		848	7,339
August	1,338,166.40	1,318,306.80	0.00	0.00		651	5,552
September	1,318,306.80	662,579.20	0.00	0.00		514	4,302
October	662,579.20	760,146.10	0.00	0.00		426	3,506
November	760,146.10	616,159.80	0.00	0.00		440	3,467
December	616,159.80	469,754.00	0.00	0.00		365	2,817
<b>Totals</b>	<b>7,982,881.60</b>	<b>8,452,635.60</b>	<b>0.00</b>	<b>0.00</b>	<b>0.00</b>	<b>\$5,964</b>	<b>50,710</b>

**If applicable, in the space below please provide a description for all un-metered water use along with amounts:**

- |   |   |
|---|---|
| 1 | Water withdrawn - Total gallons of water withdrawn from pumped sources.   |
| 2 | Water sold - Total gallons from customer meters, and other sales such as construction water.  |
| 3 | Water delivered (sold) to other systems - Total gallons of water delivered to other systems.  |
| 4 | Water received (purchased) from other systems - Total gallons of water purchased/received from other systems.   |
| 5 | Estimated authorized use - Total estimated gallons from authorized metered or unmetered use. Authorized uses such as flushing (mains, services and hydrants) draining/cleaning tanks, process, construction, fire fighting, etc. Non-authorized use (real losses) are service line breaks and leaks, water main breaks, meter inaccuracies and theft. |
| 6 | Enter the total purchased power costs for the power meters associated with this system.   |
| 7 | Enter the total purchased kWh used by the power meters associated with this system.   |

## Water Utility Plant Description

Name of the System:	HIGH COUNTRY PINES WATER		
ADEQ Public Water System Number:	AZ0409329		
ADWR PCC Number:	91-000405.0000		

---

**MAINS**

[illegible]

## CUSTOMER METERS

[illegible]

## SERVICE LINES

SERVICE LINES		
Material	Percent of system	Year installed
PVC	100%	1985

## BOOSTER PUMPS

BOOSTER PUMPS		
Horsepower	GPM	Quantity
10	250	2
25	500	1

## FIRE HYDRANTS

FIRE HYDRANTS	
Type	Quantity
Standard *	51
Other	0

## STORAGE TANKS

STORAGE TANKS			
Capacity (gallons)	Material	Quantity	Year installed
60,000	Steel	1	1985
100,000	Steel	1	1997

## PRESSURE/BLADDER TANKS

PRESSURE/BLADDER TANKS			
Capacity (gallons)	Material	Quantity	Year installed
5,000	Coated steel	1	1985

\* A standard fire hydrant has two 2.5 inch hose connection nozzles with 7.5 threads per inch, and one 4.5 inch pumper connection nozzle with 4 threads per inch.

<b>Water Utility Plant Description (Continued)</b>
--

For the following three items, list the utility owned assets in each category for each system.

<b>TREATMENT EQUIPMENT:</b>	Liquid chlorinator
<b>STRUCTURES:</b>	10 x 20 foot pump house, chain link fence
<b>OTHER:</b>	N/A

**Provide a calculation used to determine the value of one water equivalent residential connection (ERC).**

Use one of the following methods:

- (a) If actual flow data are available from the preceding 12 months, divide the total annual single family residence (SFR) gallons sold by the average number of single family residence customers for the same period and divide the result by
- (b) If no historical flow data are available, use:  

$$ERC = ( \text{Total SFR gallons sold (Omit 000)} / 365 \text{ days} / 350 \text{ gallons per day} )$$

ERC	
Method used:	(a)

Customer and Other Information		
Name of the System:	HIGH COUNTRY PINES WATER	
ADEQ Public Water System Number:	AZ0409329	
ADWR PCC Number:	91-000405.0000	

Month	Number of Customers				
	Single-Family	Multi-Family	Commercial	Turf/Irrigation	Other Non-Residential
January	242	0	2	0	0
February	242	0	2	0	0
March	245	0	2	0	0
April	248	0	2	0	0
May	249	0	2	0	0
June	249	0	2	0	0
July	249	0	2	0	0
August	249	0	2	0	0
September	250	0	2	0	0
October	251	0	2	0	0
November	251	0	2	0	0
December	253	0	2	0	0

If the system has fire hydrants, what is the fire flow requirements?  GPM for  hrs.

Does the system have chlorination treatment?

Does the Company have an ADWR Gallons Per Capita Per Day (GPCPD) requirement?

If yes, provide the GPCPD amount:

Is the Water Utility located in an ADWR Active Management Area (AMA)?

If yes, which AMA?

What is the present system connection capacity (in ERCs \*) using existing lines?

What is the future system connection capacity (in ERCs \*) upon service area buildout?

Describe any plans and estimated completion dates for any enlargements or improvements of this system.

\* an ERC is based on the calculation on the bottom of AR9 page 12.

High Country Pines Water Company, Inc.  
**Annual Report**  
 Utility Shutoffs / Disconnects  
 12/31/22

Utility Shutoffs / Disconnects	
Name of the System:	HIGH COUNTRY PINES WATER
ADEQ Public Water System Number:	AZ0409329
ADWR PCC Number:	91-000405.0000

Month	Termination without Notice R14-2-410.B	Termination with Notice R14-2- 410.C	Other
January	0	0	0
February	0	0	0
March	0	0	0
April	0	0	0
May	0	0	0
June	0	0	0
July	0	0	0
August	0	0	0
September	0	0	0
October	0	0	0
November	0	0	0
December	0	0	0
<b>Total</b>	<b>0</b>	<b>0</b>	<b>0</b>

**Other (description):**

N/A
-----

**Instructions:** Fill out the Grey Cells with the relevant information. Input 0 or none if there is nothing recorded in that account or there is no applicable information to report.

High Country Pines Water Company, Inc.  
Annual Report  
Property Taxes  
12/31/22

Property Taxes	
----------------	--

Amount of actual property taxes paid during Calendar Year 2022 was
--

\$2,955
---------

If no property taxes paid, explain why.
---

N/A
-----

<b>Instructions:</b> Fill out the Grey Cells with the relevant information. Input 0 or none if there is nothing recorded in that account or there is no applicable information to report.
---



High Country Pines Water Company, Inc.  
Annual Report  
Verification and Sworn Statement (Taxes)  
12/31/22

Verification and Sworn Statement (Taxes)

Verification: State of Arizona I, the undersigned of the  
(state name)

County of (county name): Maricopa  
Name (owner or official) title: Susan Stroud, President  
Company name: High Country Pines Water Company, Inc.

DO SAY THAT THIS ANNUAL UTILITY PROPERTY TAX AND SALES TAX REPORT TO THE ARIZONA CORPORATION COMMISSION.

FOR THE YEAR ENDING: 12/31/22

HAS BEEN PREPARED UNDER MY DIRECTION, FROM THE ORIGINAL BOOKS, PAPERS AND RECORDS OF SAID UTILITY; THAT I HAVE CAREFULLY EXAMINED THE SAME, AND DECLARE THE SAME TO BE A COMPLETE AND CORRECT STATEMENT OF BUSINESS AND AFFAIRS OF SAID UTILITY FOR THE PERIOD COVERED BY THIS REPORT IN RESPECT TO EACH AND EVERY MATTER AND THING SET FORTH, TO THE BEST OF MY KNOWLEDGE, INFORMATION AND BELIEF.

Sworn Statement: I HEREBY ATTEST THAT ALL PROPERTY TAXES FOR SAID COMPANY ARE CURRENT AND PAID IN FULL.

I HEREBY ATTEST THAT ALL SALES TAXES FOR SAID COMPANY ARE CURRENT AND PAID IN FULL.

Susan Stroud  
signature of owner/official


(602) 274-5933  
telephone no.

SUBSCRIBED AND SWORN TO BEFORE ME A NOTARY PUBLIC  
IN AND FOR THE COUNTY

THIS 28<sup>th</sup> DAY OF March 2023  
(month) and (year)

MY COMMISSION EXPIRES

07-31-2026  
(date)



[Signature]  
(signature of notary public)

High Country Pines Water Company, Inc.  
Annual Report  
Verification and Sworn Statement  
12/31/22

Verification and Sworn Statement

Verification:

State of Arizona I, the undersigned of the  
(state name)

County of (county name):

Maricopa

Name (owner or official) title:

Susan Stroud, President

Company name:

High Country Pines Water Company, Inc.

DO SAY THAT THIS ANNUAL UTILITY PROPERTY TAX AND SALES TAX REPORT TO THE ARIZONA CORPORATION COMMISSION.

FOR THE YEAR ENDING: 12/31/22

HAS BEEN PREPARED UNDER MY DIRECTION, FROM THE ORIGINAL BOOKS, PAPERS AND RECORDS OF SAID UTILITY; THAT I HAVE CAREFULLY EXAMINED THE SAME, AND DECLARE THE SAME TO BE A COMPLETE AND CORRECT STATEMENT OF BUSINESS AND AFFAIRS OF SAID UTILITY FOR THE PERIOD COVERED BY THIS REPORT IN RESPECT TO EACH AND EVERY MATTER AND THING SET FORTH, TO THE BEST OF MY KNOWLEDGE, INFORMATION AND BELIEF.

Sworn Statement: IN ACCORDANCE WITH THE REQUIREMENTS OF TITLE 40, ARTICLE 8, SECTION 40-401, ARIZONA REVISED STATUTES, IT IS HEREIN REPORTED THAT THE GROSS OPERATING REVENUE OF SAID UTILITY DERIVED FROM ARIZONA INTRASTATE UTILITY OPERATIONS DURING THE CALENDAR YEAR WAS:

Arizona Intrastate Gross Operating Revenues Only (\$)

\$98,302

(The amount in the box above includes

\$5,875 in sales taxes

billed or collected)

Susan Stroud  
signature of owner/official

(602) 274-5933

telephone no.

SUBSCRIBED AND SWORN TO BEFORE ME A NOTARY PUBLIC  
IN AND FOR THE COUNTY

THIS

28th

DAY OF

Maricopa

(county name)

April 2023

(month) and (year)

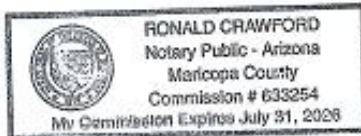
MY COMMISSION EXPIRES

07-31-24

07-31-2024

(date)

Ronald Crawford  
(signature of notary public)



High Country Pines Water Company, Inc.  
Annual Report  
Verification and Sworn Statement (Residential Revenue)  
12/31/22

Verification and Sworn Statement (Residential Revenue)

Verification:

State of Arizona I, the undersigned of the  
(state name)

County of (county name): Maricopa  
Name (owner or official) title: Susan Stroud, President  
Company name: High Country Pines Water Company, Inc.

DO SAY THAT THIS ANNUAL UTILITY PROPERTY TAX AND SALES TAX REPORT TO THE ARIZONA CORPORATION COMMISSION.

FOR THE YEAR ENDING: 12/31/22

HAS BEEN PREPARED UNDER MY DIRECTION, FROM THE ORIGINAL BOOKS, PAPERS AND RECORDS OF SAID UTILITY; THAT I HAVE CAREFULLY EXAMINED THE SAME, AND DECLARE THE SAME TO BE A COMPLETE AND CORRECT STATEMENT OF BUSINESS AND AFFAIRS OF SAID UTILITY FOR THE PERIOD COVERED BY THIS REPORT IN RESPECT TO EACH AND EVERY MATTER AND THING SET FORTH, TO THE BEST OF MY KNOWLEDGE, INFORMATION AND BELIEF.

Sworn Statement: IN ACCORDANCE WITH THE REQUIREMENTS OF TITLE 40, ARTICLE 8, SECTION 40-401, ARIZONA REVISED STATUTES, IT IS HEREIN REPORTED THAT THE GROSS OPERATING REVENUE OF SAID UTILITY DERIVED FROM ARIZONA INTRASTATE UTILITY OPERATIONS RECEIVED FROM RESIDENTIAL CUSTOMERS DURING THE CALENDAR YEAR WAS:

Arizona Intrastate Gross Operating Revenues Only (\$)

\$91,105

(The amount in the box above includes

\$5,445 in sales taxes  
billed or collected)

Susan Stroud  
signature of owner/official

(602) 274-5933  
telephone no.

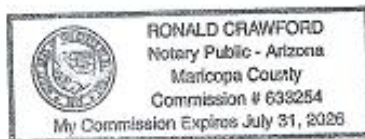
SUBSCRIBED AND SWORN TO BEFORE ME A NOTARY PUBLIC  
IN AND FOR THE COUNTY

Maricopa  
(county name)

THIS 28<sup>th</sup> April DAY OF April 2023  
(month) and (year)

MY COMMISSION EXPIRES

07-31-2024  
(date)



R. Crawford  
(signature of notary public)