

**ANNUAL REPORT**

Of

Company Name: High Country Pines Water Company, Inc.  
6033 N. 4th Place

Mailing Address: Phoenix AZ  
85012

Docket No.: W-02448A  
For the Year Ended: 12/31/20

**RECEIVED  
BY EMAIL**  
04/23/2021, 6:56 PM  
**ARIZONA CORPORATION COMMISSION  
UTILITIES DIVISION**

**WATER UTILITY**

To

Arizona Corporation Commission

**Due on April 15th**

Email: Util-Compliance@azcc.gov, mail or deliver the completed Annual Report to:  
Arizona Corporation Commission  
Compliance Section - Utilities Division  
1200 West Washington Street  
Phoenix, Arizona 85007

Application Type: Original Filing  
Application Date: 4/26/2021

ARIZONA CORPORATION COMMISSION  
WATER UTILITY ANNUAL REPORT  
High Country Pines Water Company, Inc.  
A Class ☐ Utility

For the Calendar Year Ended: 12/31/20

Primary Address:   
City:  State:  Zip Code:

Telephone Number:

Date of Original Organization of Utility:

Person to whom correspondence should be addressed concerning this report:

Name:   
Telephone No. :   
Address:   
City:  State:  Zip Code:   
Email:

Name:   
Telephone No. :   
Address:   
City:  State:  Zip Code:   
Email:

Name:   
Telephone No. :   
Address:   
City:  State:  Zip Code:   
Email:

Name:   
Telephone No. :   
Address:   
City:  State:  Zip Code:   
Email:

Name:   
Telephone No. :   
Address:   
City:  State:  Zip Code:   
Email:

Ownership:

Counties Served:

ARIZONA CORPORATION COMMISSION  
WATER UTILITY ANNUAL REPORT  
High Country Pines Water Company, Inc.

<b>Important changes during the year</b>
--

No	For those companies not subject to the affiliated interest rules, has there been a change in ownership or direct control during the year?
----	---

	If yes, please provide specific details in the box below.
--	---

	N/A
--	-----

No	Has the company been notified by any other regulatory authorities during the year, that they are out of compliance?
----	---

	If yes, please provide specific details in the box below.
--	---

	N/A
--	-----

High Country Pines Water Company, Inc.  
Annual Report  
Utility Plant in Service (Water)  
12/31/20

Utility Plant in Service (Water)							
Account No.	Description	Beginning Year Original Cost	Current Year Additions	Current Year Retirements	Adjusted Original Cost	Accumulated Depreciation	OCLD (OC less AD)
301	Organization	\$5,167			\$5,167		\$5,167
302	Franchises				0		0
303	Land and Land Rights	3,450			3,450		3,450
304	Structures and Improvements	11,227			11,227	11,227	0
305	Collecting & Improving Reservoirs				0		0
306	Lake, River, Canal Intakes				0		0
307	Wells and Springs	34,135	7,318		41,453	34,257	7,196
308	Infiltration Galleries				0		0
309	Supply Mains				0		0
310	Power Generation Equipment				0		0
311	Pumping Equipment	48,270	31,211		79,481	50,220	29,261
320	Water Treatment Equipment				0		0
320.1	Water Treatment Plants				0		0
320.2	Solution Chemical Feeders	6,208			6,208	4,168	2,040
320.3	Point-of-Use Treatment Devices				0		0
330	Distribution Reservoirs and Standpipes				0		0
330.1	Storage Tanks	82,645			82,645	58,435	24,210
330.2	Pressure Tanks				0		0
331	Transmission and Distribution Mains	543,367			543,367	367,927	175,440
333	Services	9,320			9,320	8,546	774
334	Meters and Meter Installations	45,424	4,691		50,115	32,716	17,399
335	Hydrants	19,016			19,016	14,841	4,175
336	Backflow Prevention Devices				0		0
339	Other Plant and Misc. Equipment				0		0
340	Office Furniture and Equipment	411			411	164	247
340.1	Computer & Software				0		0
341	Transportation Equipment				0		0
342	Stores Equipment				0		0
343	Tools, Shop and Garage Equipment				0		0
344	Laboratory Equipment				0		0
345	Power Operated Equipment	389			389	29	360
346	Communication Equipment				0		0
347	Miscellaneous Equipment				0		0
348	Other Tangible Plant	18,214			18,214	18,214	0
	<b>Totals</b>	<b>\$827,243</b>	<b>\$43,220</b>	<b>\$0</b>	<b>\$870,463</b>	<b>\$600,744</b>	<b>\$269,719</b>

High Country Pines Water Company, Inc.  
Annual Report  
Depreciation Expense for the Current Year (Water)  
12/31/20

Depreciation Expense for the Current Year (Water)									
Account No.	Description	Beginning Year Original Cost	Current Year Additions	Current Year Retirements	Adjusted Original Cost	Fully Depreciated/Non- depreciable Plant	Depreciable Plant	Depreciation Percentages	Depreciation Expense
301	Organization	\$5,167	\$0	\$0	\$5,167		\$5,167		\$0
302	Franchises	0	0	0	0		0		0
303	Land and Land Rights	3,450	0	0	3,450		3,450		0
304	Structures and Improvements	11,227	0	0	11,227	11,227	0	3.33%	0
305	Collecting & Improving Reservoirs	0	0	0	0		0		0
306	Lake, River, Canal Intakes	0	0	0	0		0		0
307	Wells and Springs	34,135	7,318	0	41,453	34,135	7,318	3.33%	122
308	Infiltration Galleries	0	0	0	0		0		0
309	Supply Mains	0	0	0	0		0		0
310	Power Generation Equipment	0	0	0	0		0		0
311	Pumping Equipment	48,270	31,211	0	79,481	48,270	31,211	12.50%	1,951
320	Water Treatment Equipment	0	0	0	0		0		0
320.1	Water Treatment Plants	0	0	0	0		0		0
320.2	Solution Chemical Feeders	6,208	0	0	6,208		6,208	3.33%	207
320.3	Point-of-Use Treatment Devices	0	0	0	0		0		0
330	Distribution Reservoirs and Standpipes	0	0	0	0		0		0
330.1	Storage Tanks	82,645	0	0	82,645		82,645	2.22%	1,835
330.2	Pressure Tanks	0	0	0	0		0		0
331	Transmission and Distribution Mains	543,367	0	0	543,367		543,367	2.00%	10,867
333	Services	9,320	0	0	9,320	8,505	815	3.33%	27
334	Meters and Meter Installations	45,424	4,691	0	50,115	25,773	24,342	8.33%	1,832
335	Hvdrants	19,016	0	0	19,016		19,016	2.00%	380
336	Backflow Prevention Devices	0	0	0	0		0		0
339	Other Plant and Misc. Equipment	0	0	0	0		0		0
340	Office Furniture and Equipment	411	0	0	411		411	6.67%	27
340.1	Computer & Software	0	0	0	0		0		0
341	Transportation Equipment	0	0	0	0		0		0
342	Stores Equipment	0	0	0	0		0		0
343	Tools, Shop and Garage Equipment	0	0	0	0		0		0
344	Laboratory Equipment	0	0	0	0		0		0
345	Power Operated Equipment	389	0	0	389		389	5.00%	19
346	Communication Equipment	0	0	0	0		0		0
347	Miscellaneous Equipment	0	0	0	0		0		0
348	Other Tangible Plant	18,214	0	0	18,214	18,214	0	5.00%	0
	<b>Subtotal</b>	<b>\$827,243</b>	<b>\$43,220</b>	<b>\$0</b>	<b>\$870,463</b>	<b>\$146,124</b>	<b>\$724,339</b>		<b>\$17,268</b>

Contribution(s) in Aid of Construction (Gross)	\$611,497
Less: Non Amortizable Contribution(s)	0
Fully Amortized Contribution(s)	0
Amortizable Contribution(s)	<u>\$611,497</u>
Times: Proposed Amortization Rate	2.68%
Amortization of CIAC	\$16,380

Less: Amortization of CIAC \$16,380

**DEPRECIATION EXPENSE** **\$888**

High Country Pines Water Company, Inc.  
Annual Report  
Balance Sheet Assets  
12/31/20

Balance Sheet Assets				
	Assets		Balance at Beginning of Year (2020)	Balance at End of Year (2020)
Account No.	<b>Current and Accrued Assets</b>			
131	Cash		\$87,202	\$68,451
134	Working Funds			
135	Temporary Cash Investments			
141	Customer Accounts Receivable		25	(2,463)
146	Notes Receivable from Associated Companies			
151	Plant Material and Supplies			
162	Prepayments			
174	Miscellaneous Current and Accrued Assets			
	<b>Total Current and Accrued Assets</b>		<b>\$87,227</b>	<b>\$65,988</b>
Account No.	<b>Fixed Assets</b>			
101	Utility Plant in Service*		\$827,243	\$870,463
103	Property Held for Future Use			
105	Construction Work in Progress		6,706	6,706
108	Accumulated Depreciation (enter as negative)*		(583,630)	(600,744)
121	Non-Utility Property			
122	Accumulated Depreciation - Non Utility			
	<b>Total Fixed Assets</b>		<b>\$250,319</b>	<b>\$276,425</b>
	<b>Total Assets</b>		<b>\$337,546</b>	<b>\$342,413</b>

\*Note these items feed automatically from AR3 UPIS Page 4

High Country Pines Water Company, Inc.  
Annual Report  
Balance Sheet Liabilities and Owners Equity

Balance Sheet Liabilities and Owners Equity				
	Liabilities		Balance at Beginning of Year (2020)	Balance at End of Year (2020)
Account No.	<b>Current Liabilities</b>			
231	Accounts Payable		\$255	\$2,519
232	Notes Payable (Current Portion)			
234	Notes Payable to Associated Companies			
235	Customer Deposits		225	0
236	Accrued Taxes		433	(1,876)
237	Accrued Interest			
242	Miscellaneous Current and Accrued Liabilities			
	<b>Total Current Liabilities</b>		<b>\$913</b>	<b>\$643</b>
	<b>Long Term Debt</b>			
224	Long Term Debt (Notes and Bonds)		\$0	\$0
	<b>Deferred Credits</b>			
251	Unamortized Premium on Debt		\$0	\$0
252	Advances in Aid of Construction		3,673	4,173
255	Accumulated Deferred Investment Tax Credits			
271	Contributions in Aid of Construction		611,497	611,497
272	Less: Amortization of Contributions		(227,980)	(244,360)
281	Accumulated Deferred Income Tax			
	<b>Total Deferred Credits</b>		<b>\$387,190</b>	<b>\$371,310</b>
	<b>Total Liabilities</b>		<b>\$388,103</b>	<b>\$371,953</b>
	<b>Capital Accounts</b>			
201	Common Stock Issued		\$150,446	\$150,446
211	Other Paid-In Capital		13,522	13,522
215	Retained Earnings		(214,525)	(193,508)
218	Proprietary Capital (Sole Props and Partnerships)			
	<b>Total Capital</b>		<b>(\$50,557)</b>	<b>(\$29,540)</b>
	<b>Total Liabilities and Capital</b>		<b>\$337,546</b>	<b>\$342,413</b>

**Note: Total liabilities and Capital must match total assets for the beginning and end of the year!**

High Country Pines Water Company, Inc.  
Annual Report  
Water Comparative Income Statement  
12/31/20

Water Comparative Income Statement			
Account No.	Calendar Year	Current Year 01/01/2020 - 12/31/2020	Last Year 01/01/2019 - 12/31/2019
	<b>Operating Revenue</b>		
461	Metered Water Revenue	\$90,915	\$82,479
460	Unmetered Water Revenue		
462	Fire Protection Revenue		
469	Guaranteed Revenues (Surcharges)		
471	Miscellaneous Service Revenues		
474	Other Water Revenue	1,352	1,285
	<b>Total Revenues</b>	<b>\$92,267</b>	<b>\$83,764</b>
	<b>Operating Expenses</b>		
601	Salaries and Wages	\$0	\$0
604	Employee Pensions and Benefits		
610	Purchased Water		
615	Purchased Power	5,648	4,921
618	Chemicals	179	110
620	Materials and Supplies		
620.1	Repairs and Maintenance	3,317	7,762
620.2	Office Supplies and Expense	2,144	2,362
630	Contractual Services		4,000
631	Contractual Services - Engineering		
632	Contractual Services - Accounting	13,392	12,093
633	Contractual Services - Legal	74	392
634	Contractual Services - Management Fees	12,650	12,000
635	Contractual Services - Water Testing	4,700	4,434
636	Contractual Services - Other	20,184	7,200
640	Rents		
641	Rental of Building/Real Property		
642	Rental of Equipment		
650	Transportation Expenses		
657	Insurance - General Liability	1,628	1,628
657.1	Insurance - Health and Life		
665	Regulatory Commission Expense - Rate		
670	Bad Debt Expense	1,771	
675	Miscellaneous Expense	152	322
403	Depreciation Expense (From Schedule AR4)	888	(540)
408	Taxes Other Than Income		
408.11	Property Taxes	2,852	2,705
409	Income Taxes		2,709
427.1	Customer Security Deposit Interest		
	<b>Total Operating Expenses</b>	<b>\$69,579</b>	<b>\$62,098</b>
	<b>Operating Income / (Loss)</b>	<b>\$22,688</b>	<b>\$21,666</b>
	<b>Other Income / (Expense)</b>		
419	Interest and Dividend Income	\$49	\$51
421	Non-Utility Income		
426	Miscellaneous Non-Utility (Expense)		
427	Interest (Expense)		(2)
	<b>Total Other Income / (Expense)</b>	<b>\$49</b>	<b>\$49</b>
	<b>Net Income / (Loss)</b>	<b>\$22,737</b>	<b>\$21,715</b>



High Country Pines Water Company, Inc.  
Annual Report  
Full time equivalent employees  
12/31/20

**Full time equivalent employees**

	Direct Company	Allocated	Outside service	Total
President				0.0
Vice-president				0.0
Manager				0.0
Engineering Staff				0.0
System Operator(s)			0.4	0.4
Meter reader				0.0
Customer Service				0.0
Accounting			0.5	0.5
Business Office				0.0
Rates Department				0.0
Administrative Staff				0.0
Other			0.1	0.1
<b>Total</b>	0.0	0.0	1.0	1.0

High Country Pines Water Company, Inc.  
Annual Report  
Supplemental Financial Data (Long-Term Debt)  
12/31/20

Supplemental Financial Data (Long-Term Debt)				
	Loan #1	Loan #2	Loan #3	Loan #4
Date Issued	No loans			
Source of Loan				
ACC Decision No.				
Reason for Loan				
Dollar Amt. Issued				
Amount Outstanding				
Date of Maturity				
Interest Rate				
Current Year Interest				
Current Year Principal				

Meter Deposit Balance at Test Year End:	\$4,173
---	---------

Meter Deposits Refunded During the Test Year:	\$200
---	-------

**List all bonds, notes, loans, and other types of indebtedness in which the proceeds were used in the provision of public utility service. Indebtedness incurred for personal uses by the owner of the utility should not be listed. Input 0 or none if there is nothing to report for that cell.**

## Well and Water Usage

[illegible]

Name of system water delivered to:	
ADWR PCC Number:	N/A
Source of water delivered to another system	
Name of system water received from:	
ADWR PCC Number:	N/A
Source of water received	
Well registry 55# (55-XXXXXX):	

Month	Water withdrawn (gallons)1	Water sold (gallons)2	Water delivered (sold) to other systems (gallons)3	Water received (purchased) from other systems (gallons)4	Estimated authorized use (gallons)5	Purchased Power Expense6	Purchased Power (kWh)7
January	386,500	133,275.00	0.00	0.00		\$296	1,137
February	331,000	637,087.00	0.00	0.00		231	2,173
March	374,000	226,533.00	0.00	0.00		191	1,726
April	256,800	323,563.00	0.00	0.00		306	3,053
May	632,600	548,032.00	0.00	0.00		523	5,535
June	1,192,000	1,062,733.00	0.00	0.00		630	6,757
July	1,034,200	1,371,551.00	0.00	0.00		643	6,948
August	1,184,400	1,130,782.00	0.00	0.00		667	7,224
September	1,428,200	1,217,408.00	0.00	0.00		673	5,794
October	1,364,100	1,217,394.00	0.00	0.00		696	7,564
November	951,700	1,094,472.00	0.00	0.00		446	4,629
December	662,610	463,610.00	0.00	0.00		346	3,484
<b>Totals</b>	<b>9,798,110.00</b>	<b>9,426,440.00</b>	<b>0.00</b>	<b>0.00</b>	<b>0.00</b>	<b>\$5,648</b>	<b>56,804</b>

**If applicable, in the space below please provide a description for all un-metered water use along with amounts:**

1	Water withdrawn - Total gallons of water withdrawn from pumped sources.
2	Water sold - Total gallons from customer meters, and other sales such as construction water.
3	Water delivered (sold) to other systems - Total gallons of water delivered to other systems.
4	Water received (purchased) from other systems - Total gallons of water purchased/received from other systems.
5	Estimated authorized use - Total estimated gallons from authorized metered or unmetered use. Authorized uses such as flushing (mains, services and hydrants) draining/cleaning tanks, process, construction, fire fighting, etc. Non-authorized use (real losses) are service line breaks and leaks, water main breaks, meter inaccuracies and theft.
6	Enter the total purchased power costs for the power meters associated with this system.
7	Enter the total purchased kWh used by the power meters associated with this system.

### Water Utility Plant Description

Name of the System:	HIGH COUNTRY PINES WATER		
ADEQ Public Water System Number:	AZ0409329		
ADWR PCC Number:	91-000405.0000		

---

**MAINS**

[illegible]

## CUSTOMER METERS

[illegible]

## SERVICE LINES

SERVICE LINES		
Material	Percent of system	Year installed
PVC	100%	1985

## BOOSTER PUMPS

BOOSTER PUMPS		
Horsepower	GPM	Quantity
10	250	2
25	500	1

## FIRE HYDRANTS

Type	Quantity
Standard *	51
Other	0

## STORAGE TANKS

STORAGE TANKS			
Capacity (gallons)	Material	Quantity	Year installed
60,000	Steel	1	1985
100,000	Steel	1	1997

## PRESSURE/BLADDER TANKS

PRESSURE/BLADDER TANKS			
Capacity (gallons)	Material	Quantity	Year installed
5,000	Coated Steel	1	1985

\* A standard fire hydrant has two 2.5 inch hose connection nozzles with 7.5 threads per inch, and one 4.5 inch pumper connection nozzle with 4 threads per inch.

**Water Utility Plant Description (Continued)**

For the following three items, list the utility owned assets in each category for each system.

<b>TREATMENT EQUIPMENT:</b>	Liquid Chlorinator
<b>STRUCTURES:</b>	10 x 20 foot pump house, chain link fence
<b>OTHER:</b>	N/A

Provide a calculation used to determine the value of one water equivalent residential connection (ERC).

Use one of the following methods:

- (a) If actual flow data are available from the preceding 12 months, divide the total annual single family residence (SFR) gallons sold by the average number of single family residence customers for the same period and divide the result by
- (b) If no historical flow data are available, use:  

$$ERC = ( \text{Total SFR gallons sold (Omit 000)} / 365 \text{ days} / 350 \text{ gallons per day} )$$

ERC 

112
-----

  
 Method used: 

(a)
-----

Customer and Other Information		
Name of the System:	HIGH COUNTRY PINES WATER	
ADEQ Public Water System Number:	AZ0409329	
ADWR PCC Number:	91-000405.0000	

Month	Number of Customers				
	Single-Family	Multi-Family	Commercial	Turf/Irrigation	Other Non-Residential
January	221	0	2	0	0
February	221	0	2	0	0
March	220	0	2	0	0
April	221	0	2	0	0
May	223	0	2	0	0
June	222	0	2	0	0
July	223	0	2	0	0
August	222	0	2	0	0
September	223	0	2	0	0
October	223	0	2	0	0
November	224	0	2	0	0
December	226	0	2	0	0

If the system has fire hydrants, what is the fire flow requirements?  GPM for  hrs.

Does the system have chlorination treatment?

Does the Company have an ADWR Gallons Per Capita Per Day (GPCPD) requirement?   
If yes, provide the GPCPD amount:

Is the Water Utility located in an ADWR Active Management Area (AMA)?   
If yes, which AMA?

What is the present system connection capacity (in ERCs \*) using existing lines?

What is the future system connection capacity (in ERCs \*) upon service area buildout?

Describe any plans and estimated completion dates for any enlargements or improvements of this system.

\* an ERC is based on the calculation on the bottom of AR9 page 12.

High Country Pines Water Company, Inc.  
Annual Report  
Utility Shutoffs / Disconnects  
12/31/20

Utility Shutoffs / Disconnects	
Name of the System:	HIGH COUNTRY PINES WATER
ADEQ Public Water System Number:	AZ0409329
ADWR PCC Number:	91-000405.0000

Month	Termination without Notice R14-2-410.B	Termination with Notice R14-2- 410.C	Other
January	0	0	0
February	0	0	0
March	0	0	0
April	0	0	0
May	0	0	0
June	0	0	0
July	0	0	0
August	0	0	0
September	0	0	0
October	0	0	0
November	0	0	0
December	0	0	0
<b>Total</b>	<b>0</b>	<b>0</b>	<b>0</b>

**Other (description):**

N/A
-----

**Instructions:** Fill out the Grey Cells with the relevent information. Input 0 or none if there is nothing recorded in that account or there is no applicable information to report.

High Country Pines Water Company, Inc.  
Annual Report  
Property Taxes  
12/31/20

Property Taxes	
Amount of actual property taxes paid during Calendar Year 2020 was	\$2,582

If no property taxes paid, explain why.
N/A

<b>Instructions:</b> Fill out the Grey Cells with the relevant information. Input 0 or none if there is nothing recorded in that account or there is no applicable information to report.
---



Verification and Sworn Statement (Taxes)

Verification: State of Arizona I, the undersigned of the  
(state name)

County of (county name): Maricopa  
Name (owner or official) title: Susan Stroud, President  
Company name: High Country Pines Water Company, Inc.

DO SAY THAT THIS ANNUAL UTILITY PROPERTY TAX AND SALES TAX REPORT TO THE ARIZONA CORPORATION COMMISSION.

FOR THE YEAR ENDING: 12/31/20

HAS BEEN PREPARED UNDER MY DIRECTION, FROM THE ORIGINAL BOOKS, PAPERS AND RECORDS OF SAID UTILITY; THAT I HAVE CAREFULLY EXAMINED THE SAME, AND DECLARE THE SAME TO BE A COMPLETE AND CORRECT STATEMENT OF BUSINESS AND AFFAIRS OF SAID UTILITY FOR THE PERIOD COVERED BY THIS REPORT IN RESPECT TO EACH AND EVERY MATTER AND THING SET FORTH, TO THE BEST OF MY KNOWLEDGE, INFORMATION AND BELIEF.

Sworn Statement: I HEREBY ATTEST THAT ALL PROPERTY TAXES FOR SAID COMPANY ARE CURRENT AND PAID IN FULL.

I HEREBY ATTEST THAT ALL SALES TAXES FOR SAID COMPANY ARE CURRENT AND PAID IN FULL.

Susan Stroud  
signature of owner/official

(602) 274-5933  
telephone no.

SUBSCRIBED AND SWORN TO BEFORE ME A NOTARY PUBLIC  
IN AND FOR THE COUNTY

THIS


19

DAY OF

Maricopa  
(county name)  
April 2021  
(month) and (year)

MY COMMISSION EXPIRES

03/17/2022  
(date)



[Signature]  
(signature of notary public)

Verification and Sworn Statement

Verification:

State of Arizona I, the undersigned of the  
(state name)

County of (county name):

Maricopa

Name (owner or official) title:

Susan Stroud, President

Company name:

High Country Pines Water Company, Inc.

DO SAY THAT THIS ANNUAL UTILITY PROPERTY TAX AND SALES TAX REPORT TO THE ARIZONA CORPORATION COMMISSION.

FOR THE YEAR ENDING: 12/31/20

HAS BEEN PREPARED UNDER MY DIRECTION, FROM THE ORIGINAL BOOKS, PAPERS AND RECORDS OF SAID UTILITY; THAT I HAVE CAREFULLY EXAMINED THE SAME, AND DECLARE THE SAME TO BE A COMPLETE AND CORRECT STATEMENT OF BUSINESS AND AFFAIRS OF SAID UTILITY FOR THE PERIOD COVERED BY THIS REPORT IN RESPECT TO EACH AND EVERY MATTER AND THING SET FORTH, TO THE BEST OF MY KNOWLEDGE, INFORMATION AND BELIEF.

Sworn Statement: IN ACCORDANCE WITH THE REQUIREMENTS OF TITLE 40, ARTICLE 8, SECTION 40-401, ARIZONA REVISED STATUTES, IT IS HEREIN REPORTED THAT THE GROSS OPERATING REVENUE OF SAID UTILITY DERIVED FROM ARIZONA INTRASTATE UTILITY OPERATIONS DURING THE CALENDAR YEAR WAS:

Arizona Intrastate Gross Operating Revenues Only (\$)

\$97,840

(The amount in the box above includes

\$5,573 in sales taxes

billed or collected)

Susan Stroud  
signature of owner/official

(602) 274-5933

telephone no.

SUBSCRIBED AND SWORN TO BEFORE ME A NOTARY PUBLIC  
IN AND FOR THE COUNTY

THIS

19

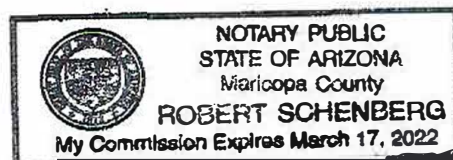
DAY OF

Maricopa  
(county name)

April 2021  
(month) and (year)

MY COMMISSION EXPIRES

03/17/2022  
(date)



[Signature]  
(signature of notary public)

**Verification and Sworn Statement (Residential Revenue)**

**Verification:**

State of Arizona I, the undersigned of the  
(state name)

County of (county name): Maricopa  
Name (owner or official) title: Susan Stroud, President  
Company name: High Country Pines Water Company, Inc.

DO SAY THAT THIS ANNUAL UTILITY PROPERTY TAX AND SALES TAX REPORT TO THE ARIZONA CORPORATION COMMISSION.

FOR THE YEAR ENDING: 12/31/20

HAS BEEN PREPARED UNDER MY DIRECTION, FROM THE ORIGINAL BOOKS, PAPERS AND RECORDS OF SAID UTILITY; THAT I HAVE CAREFULLY EXAMINED THE SAME, AND DECLARE THE SAME TO BE A COMPLETE AND CORRECT STATEMENT OF BUSINESS AND AFFAIRS OF SAID UTILITY FOR THE PERIOD COVERED BY THIS REPORT IN RESPECT TO EACH AND EVERY MATTER AND THING SET FORTH, TO THE BEST OF MY KNOWLEDGE, INFORMATION AND BELIEF.

**Sworn Statement:** IN ACCORDANCE WITH THE REQUIREMENTS OF TITLE 40, ARTICLE 8, SECTION 40-401, ARIZONA REVISED STATUTES, IT IS HEREIN REPORTED THAT THE GROSS OPERATING REVENUE OF SAID UTILITY DERIVED FROM ARIZONA INTRASTATE UTILITY OPERATIONS RECEIVED FROM RESIDENTIAL CUSTOMERS DURING THE CALENDAR YEAR WAS:

Arizona Intrastate Gross Operating Revenues Only (\$)

\$91,548

(The amount in the box above includes

\$5,227 in sales taxes  
billed or collected)

Susan Stroud  
signature of owner/official

(602) 274-5933

telephone no.

SUBSCRIBED AND SWORN TO BEFORE ME A NOTARY PUBLIC  
IN AND FOR THE COUNTY

Maricopa  
(county name)

THIS

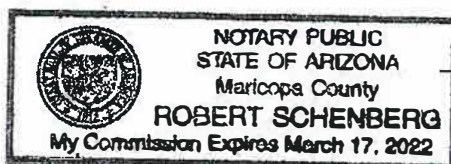
19

DAY OF

April 2021  
(month) and (year)

MY COMMISSION EXPIRES

03/17/2022  
(date)



(signature of notary public)