

ANNUAL REPORT

Of

Company Name: Humboldt Water Systems, Inc.
PO Box 938

Mailing Address: Mayer AZ
86333

Docket No.: W-02197A
For the Year Ended: 12/31/22

**RECEIVED
BY EMAIL**

6/7/2023, 4:53 PM

**ARIZONA CORPORATION COMMISSION
UTILITIES DIVISION**

WATER UTILITY

To

Arizona Corporation Commission

Due on April 15th

Email: Util-Compliance@azcc.gov, mail or deliver the completed Annual Report to:
Arizona Corporation Commission
Compliance Section - Utilities Division
1200 West Washington Street
Phoenix, Arizona 85007

Application Type: Original Filing
Application Date: 6/7/2023

ARIZONA CORPORATION COMMISSION
WATER UTILITY ANNUAL REPORT
Humboldt Water Systems, Inc.
A Class ☐ E Utility

For the Calendar Year Ended: 12/31/22

Primary Address:

PO Box 938
City: Mayer State: Arizona Zip Code: 86333

Telephone Number:

(520) 448-4975

Date of Original Organization of Utility:

3/17/1988

Person to whom correspondence should be addressed concerning this report:

Name:

Sonn S Ahlbrecht

Telephone No. :

(602) 275-1710

Address:

PO Box 50793
City: Phoenix State: Arizona Zip Code: 85076

Email:

sonncpa@gmail.com

Owner

--

Name:

Stuart McLean

Telephone No. :

(928) 300-5764

Address:

PO Box 938
City: Mayer State: Arizona Zip Code: 86333

Email:

stuart@azutility.com

--

Name:

--

Telephone No. :

--

Address:

City: State: Zip Code:

Email:

--

--

Name:

--

Telephone No. :

--

Address:

City: State: Zip Code:

Email:

--

--

Name:

--

Telephone No. :

--

Address:

City: State: Zip Code:

Email:

--

Ownership:

"S" Corporation

Counties Served:

Yavapai

ARIZONA CORPORATION COMMISSION
WATER UTILITY ANNUAL REPORT
Humboldt Water Systems, Inc.

Important changes during the year
--

No	For those companies not subject to the affiliated interest rules, has there been a change in ownership or direct control during the year?
	If yes, please provide specific details in the box below.
	N/A

No	Has the company been notified by any other regulatory authorities during the year, that they are out of compliance?
	If yes, please provide specific details in the box below.
	N/A

Utility Plant in Service (Water)							
Account No.	Description	Beginning Year Original Cost	Current Year Additions	Current Year Retirements	Adjusted Original Cost	Accumulated Depreciation	OCLD (OC less AD)
301	Organization	\$2,378	\$0	\$0	\$2,378	\$0	\$2,378
302	Franchises	0	0	0	0	0	0
303	Land and Land Rights	6,650	0	0	6,650	0	6,650
304	Structures and Improvements	11,991	0	0	11,991	7,871	4,120
305	Collecting & Improving Reservoirs	0	0	0	0	0	0
306	Lake, River, Canal Intakes	0	0	0	0	0	0
307	Wells and Springs	39,228	0	0	39,228	22,049	17,179
308	Infiltration Galleries	0	0	0	0	0	0
309	Supply Mains	0	0	0	0	0	0
310	Power Generation Equipment	79,092	0	0	79,092	63,521	15,571
311	Pumping Equipment	62,480	(892)	0	61,588	56,950	4,638
320	Water Treatment Equipment	0	0	0	0	0	0
320.1	Water Treatment Plants	302,592	0	0	302,592	75,431	227,161
320.2	Solution Chemical Feeders	2,087	0	0	2,087	2,087	0
320.3	Point-of-Use Treatment Devices	0	0	0	0	0	0
330	Distribution Reservoirs and Standpipes	0	0	0	0	0	0
330.1	Storage Tanks	26,500	0	0	26,500	23,868	2,632
330.2	Pressure Tanks	0	0	0	0	0	0
331	Transmission and Distribution Mains	234,242	16,486	0	250,728	143,179	107,549
333	Services	138,236	28,152	0	166,388	91,154	75,234
334	Meters and Meter Installations	49,407	(8,839)	0	40,568	21,136	19,432
335	Hydrants	0	0	0	0	0	0
336	Backflow Prevention Devices	0	0	0	0	0	0
339	Other Plant and Misc. Equipment	0	0	0	0	0	0
340	Office Furniture and Equipment	0	0	0	0	0	0
340.1	Computer & Software	0	1,495	0	1,495	150	1,345
341	Transportation Equipment	0	0	0	0	0	0
342	Stores Equipment	0	0	0	0	0	0
343	Tools, Shop and Garage Equipment	1,749	0	0	1,749	481	1,268
344	Laboratory Equipment	0	0	0	0	0	0
345	Power Operated Equipment	1,500	0	0	1,500	337	1,163
346	Communication Equipment	2,061	658	0	2,719	846	1,873
347	Miscellaneous Equipment	0	0	0	0	0	0
348	Other Tangible Plant	0	0	0	0	0	0
	Totals	\$960,193	\$37,060	\$0	\$997,253	\$509,060	\$488,193

Humboldt Water Systems, Inc.
Annual Report
Depreciation Expense for the Current Year (Water)
12/31/22

Depreciation Expense for the Current Year (Water)									
Account No.	Description	Beginning Year Original Cost	Current Year Additions	Current Year Retirements	Adjusted Original Cost	Fully Depreciated/Non- depreciable Plant	Depreciable Plant	Depreciation Percentages	Depreciation Expense
301	Organization	\$2,378	\$0	\$0	\$2,378	\$2,378	\$0	0.00%	\$0
302	Franchises	0	0	0	0	0	0	0.00%	0
303	Land and Land Rights	6,650	0	0	6,650	6,650	0	0.00%	0
304	Structures and Improvements	11,991	0	0	11,991	1,671	10,320	3.33%	344
305	Collecting & Improving Reservoirs	0	0	0	0	0	0		0
306	Lake, River, Canal Intakes	0	0	0	0	0	0		0
307	Wells and Springs	39,228	0	0	39,228	14,158	25,070	3.33%	835
308	Infiltration Galleries	0	0	0	0	0	0		0
309	Supply Mains	0	0	0	0	0	0		0
310	Power Generation Equipment	79,092	0	0	79,092	0	79,092	6.67%	5,275
311	Pumping Equipment	62,480	(892)	0	61,588	51,084	10,504	12.50%	1,313
320	Water Treatment Equipment	0	0	0	0	0	0		0
320.1	Water Treatment Plants	302,592	0	0	302,592	0	302,592	3.33%	10,076
320.2	Solution Chemical Feeders	2,087	0	0	2,087	2,087	0	20.00%	0
320.3	Point-of-Use Treatment Devices	0	0	0	0	0	0		0
330	Distribution Reservoirs and Standpipes	0	0	0	0	0	0		0
330.1	Storage Tanks	26,500	0	0	26,500	0	26,500	2.22%	588
330.2	Pressure Tanks	0	0	0	0	0	0		0
331	Transmission and Distribution Mains	234,242	16,486	0	250,728	127,794	122,934	2.00%	2,348
333	Services	138,236	28,152	0	166,388	49,131	117,257	3.33%	3,690
334	Meters and Meter Installations	49,407	(8,839)	0	40,568	1,226	39,342	8.33%	3,102
335	Hydrants	0	0	0	0	0	0		0
336	Backflow Prevention Devices	0	0	0	0	0	0		0
339	Other Plant and Misc. Equipment	0	0	0	0	0	0		0
340	Office Furniture and Equipment	0	0	0	0	0	0		0
340.1	Computer & Software	0	1,495	0	1,495	0	1,495	20.00%	150
341	Transportation Equipment	0	0	0	0	0	0		0
342	Stores Equipment	0	0	0	0	0	0		0
343	Tools, Shop and Garage Equipment	1,749	0	0	1,749	0	1,749	5.00%	87
344	Laboratory Equipment	0	0	0	0	0	0		0
345	Power Operated Equipment	1,500	0	0	1,500	0	1,500	5.00%	75
346	Communication Equipment	2,061	658	0	2,719	0	2,719	10.00%	214
347	Miscellaneous Equipment	0	0	0	0	0	0		0
348	Other Tangible Plant	0	0	0	0	0	0		0
	Subtotal	\$960,193	\$37,060	\$0	\$997,253	\$256,179	\$741,074		\$28,098

Contribution(s) in Aid of Construction (Gross)	\$244,264
Less: Non Amortizable Contribution(s)	0
Fully Amortized Contribution(s)	0
Amortizable Contribution(s)	\$244,264
Times: Proposed Amortization Rate	various
Amortization of CIAC	\$10,100
Less: Amortization of CIAC	\$10,100
DEPRECIATION EXPENSE	\$17,998

Humboldt Water Systems, Inc.
Annual Report
Balance Sheet Assets
12/31/22

Balance Sheet Assets				
	Assets		Balance at Beginning of Year (2022)	Balance at End of Year (2022)
Account No.	Current and Accrued Assets			
131	Cash		\$12,035	\$16,288
134	Working Funds		0	0
135	Temporary Cash Investments		0	0
141	Customer Accounts Receivable		(363)	(555)
146	Notes Receivable from Associated Companies		0	4,000
151	Plant Material and Supplies		0	0
162	Prepayments		0	0
174	Miscellaneous Current and Accrued Assets		12,079	12,125
	Total Current and Accrued Assets		\$23,751	\$31,858
Account No.	Fixed Assets			
101	Utility Plant in Service*		\$960,193	\$997,253
103	Property Held for Future Use		0	0
105	Construction Work in Progress		0	0
108	Accumulated Depreciation (enter as negative)*		(480,921)	(509,060)
121	Non-Utility Property		0	0
122	Accumulated Depreciation - Non Utility		0	0
	Total Fixed Assets		\$479,272	\$488,193
	Total Assets		\$503,023	\$520,051

*Note these items feed automatically from AR3 UPIS Page 4

Humboldt Water Systems, Inc.
Annual Report
Balance Sheet Liabilities and Owners Equity

Balance Sheet Liabilities and Owners Equity				
	Liabilities		Balance at Beginning of Year (2022)	Balance at End of Year (2022)
Account No.	Current Liabilities			
231	Accounts Payable		\$29,683	\$18,150
232	Notes Payable (Current Portion)		0	0
234	Notes Payable to Associated Companies		0	0
235	Customer Deposits		37,042	36,913
236	Accrued Taxes		0	1,510
237	Accrued Interest		0	0
242	Miscellaneous Current and Accrued Liabilities		0	0
	Total Current Liabilities		\$66,725	\$56,573
	Long Term Debt			
224	Long Term Debt (Notes and Bonds)		\$260,107	\$103,207
	Deferred Credits			
251	Unamortized Premium on Debt		\$0	\$0
252	Advances in Aid of Construction		23,950	30,428
255	Accumulated Deferred Investment Tax Credits		0	0
271	Contributions in Aid of Construction		94,264	244,264
272	Less: Amortization of Contributions		(58,137)	(90,581)
281	Accumulated Deferred Income Tax		0	0
	Total Deferred Credits		\$60,077	\$184,111
	Total Liabilities		\$386,909	\$343,891
	Capital Accounts			
201	Common Stock Issued		\$2,013	\$2,013
211	Other Paid-In Capital		13,950	13,950
215	Retained Earnings		100,151	160,197
218	Proprietary Capital (Sole Props and Partnerships)		0	0
	Total Capital		\$116,114	\$176,160
	Total Liabilities and Capital		\$503,023	\$520,051

Note: Total liabilities and Capital must match total assets for the beginning and end of the year!

Humboldt Water Systems, Inc.
Annual Report
Water Comparative Income Statement
12/31/22

Water Comparative Income Statement			
Account No.	Calendar Year	Current Year 01/01/2022 - 12/31/2022	Last Year 01/01/2021 - 12/31/2021
	Operating Revenue		
461	Metered Water Revenue	\$179,074	\$179,421
460	Unmetered Water Revenue	0	0
462	Fire Protection Revenue	0	0
469	Guaranteed Revenues (Surcharges)	45,304	44,117
471	Miscellaneous Service Revenues	0	0
474	Other Water Revenue	6,593	4,861
	Total Revenues	\$230,971	\$228,399
	Operating Expenses		
601	Salaries and Wages	\$0	\$0
604	Employee Pensions and Benefits	0	0
610	Purchased Water	0	0
615	Purchased Power	9,495	9,729
618	Chemicals	991	0
620	Materials and Supplies	29,921	0
620.1	Repairs and Maintenance	20,343	43,762
620.2	Office Supplies and Expense	1,730	816
630	Contractual Services	39,344	34,450
631	Contractual Services - Engineering	0	0
632	Contractual Services - Accounting	25,000	2,308
633	Contractual Services - Legal	406	58
634	Contractual Services - Management Fees	36,529	27,500
635	Contractual Services - Water Testing	3,183	5,400
636	Contractual Services - Other	9,880	30,310
640	Rents	8,400	0
641	Rental of Building/Real Property	0	8,400
642	Rental of Equipment	0	0
650	Transportation Expenses	0	0
657	Insurance - General Liability	5,827	5,550
657.1	Insurance - Health and Life	0	0
665	Regulatory Commission Expense - Rate	15,000	0
670	Bad Debt Expense	0	2,224
675	Miscellaneous Expense	165	995
403	Depreciation Expense (From Schedule AR4)	17,998	21,743
408	Taxes Other Than Income	0	0
408.11	Property Taxes	3,998	8,366
409	Income Taxes	0	0
427.1	Customer Security Deposit Interest	207	377
	Total Operating Expenses	\$228,417	\$201,988
	Operating Income / (Loss)	\$2,554	\$26,411
	Other Income / (Expense)		
419	Interest and Dividend Income	\$3	\$2
421	Non-Utility Income	0	0
426	Miscellaneous Non-Utility (Expense)	0	0
427	Interest (Expense)	(4,495)	(4,776)
	Total Other Income / (Expense)	(\$4,492)	(\$4,774)
	Net Income / (Loss)	(\$1,938)	\$21,637

Full time equivalent employees

	Direct Company	Allocated	Outside service	Total
President				0.0
Vice-president				0.0
Manager			1.0	1.0
Engineering Staff				0.0
System Operator(s)			0.5	0.5
Meter reader			0.5	0.5
Customer Service			1.0	1.0
Accounting			1.0	1.0
Business Office				0.0
Rates Department				0.0
Administrative Staff				0.0
Other				0.0
Total	0.0	0.0	4.0	4.0

Humboldt Water Systems, Inc.
Annual Report
Supplemental Financial Data (Long-Term Debt)
12/31/22

Supplemental Financial Data (Long-Term Debt)				
	Loan #1	Loan #2	Loan #3	Loan #4
Date Issued	5/30/2014			
Source of Loan	WIFA			
ACC Decision No.	79386			
Reason for Loan	Arsenic Trmt			
Dollar Amt. Issued	\$301,528			
Amount Outstanding	\$110,107			
Date of Maturity	5/1/2034			
Interest Rate	4.20%			
Current Year Interest	\$4,495			
Current Year Principal	\$6,901			

Meter Deposit Balance at Test Year End:	\$30,428
---	----------

Meter Deposits Refunded During the Test Year:	\$2,535
---	---------

List all bonds, notes, loans, and other types of indebtedness in which the proceeds were used in the provision of public utility service. Indebtedness incurred for personal uses by the owner of the utility should not be listed. Input 0 or none if there is nothing to report for that cell.

Well and Water Usage

[illegible]

Name of system water delivered to:		
ADWR PCC Number:		
Source of water delivered to another system	NA	

Name of system water received from:			
ADWR PCC Number:			
Source of water received	NA		
Well registry 55# (55-XXXXXX):			

Month	Water withdrawn (gallons)1	Water sold (gallons)2	Water delivered (sold) to other systems (gallons)3	Water received (purchased) from other systems (gallons)4	Estimated authorized use (gallons)5	Purchased Power Expense ⁶	Purchased Power (kWh) ⁷
January	1,959,766.00	1,772,187.00	0.00	0.00		\$651	5,350
February	1,959,766.00	1,412,765.00	0.00	0.00		612	4,749
March	2,001,528.00	1,398,886.00	0.00	0.00		565	4,329
April	2,193,466.00	1,405,108.00	0.00	0.00		655	5,253
May	2,388,874.00	1,912,128.00	0.00	0.00		778	6,412
June	2,726,261.00	2,299,965.00	0.00	0.00		1,136	9,883
July	2,340,116.00	2,831,908.00	0.00	0.00		1,023	8,738
August	2,121,652.00	2,187,319.00	0.00	0.00		867	7,018
September	2,200,000.00	2,187,319.00	0.00	0.00		879	7,041
October	2,200,000.00	2,187,319.00	0.00	0.00		793	6,248
November	1,730,000.00	1,727,035.00	0.00	0.00		755	5,848
December	1,730,000.00	1,728,627.00	0.00	0.00		783	6,077
Totals	25,551,429.00	23,050,566.00	0.00	0.00	0.00	\$9,495	76,946

If applicable, in the space below please provide a description for all un-metered water use along with amounts:

Well meter started failing in July and did not give meaningful reads from September to December. Southwestern Utility Management did not provide Humboldt with the correct water sold numbers for September and October in its monthly reporting.

- | | |
|---|---|
| 1 | Water withdrawn - Total gallons of water withdrawn from pumped sources. |
| 2 | Water sold - Total gallons from customer meters, and other sales such as construction water. |
| 3 | Water delivered (sold) to other systems - Total gallons of water delivered to other systems. |
| 4 | Water received (purchased) from other systems - Total gallons of water purchased/received from other systems. |
| 5 | Estimated authorized use - Total estimated gallons from authorized metered or unmetered use. Authorized uses such as flushing (mains, services and hydrants) draining/cleaning tanks, process, construction, fire fighting, etc. Non-authorized use (real losses) are service line breaks and leaks, water main breaks, meter inaccuracies and theft. |
| 6 | Enter the total purchased power costs for the power meters associated with this system. |
| 7 | Enter the total purchased kWh used by the power meters associated with this system. |

Water Utility Plant Description

Name of the System:	HUMBOLDT WATER CO		
ADEQ Public Water System Number:	AZ0413052		
ADWR PCC Number:	91-000639.0000		

MAINS

[illegible]

CUSTOMER METERS

[illegible]

SERVICE LINES

SERVICE LINES		
Material	Percent of system	Year installed
Black poly	70%	2010-20
Galvanized steel	20%	1975
Blue poly	10%	1990

BOOSTER PUMPS

BOOSTER PUMPS		
Horsepower	GPM	Quantity
10	150	3

FIRE HYDRANTS

FIRE HYDRANTS	
Type	Quantity
Standard *	0
Other	0

STORAGE TANKS

STORAGE TANKS			
Capacity (gallons)	Material	Quantity	Year installed
65,000	Steel	1	1999

PRESSURE/BLADDER TANKS

PRESSURE/BLADDER TANKS			
Capacity (gallons)	Material	Quantity	Year installed
55	Steel	1	2016

* A standard fire hydrant has two 2.5 inch hose connection nozzles with 7.5 threads per inch, and one 4.5 inch pumper connection nozzle with 4 threads per inch.

Water Utility Plant Description (Continued)
--

For the following three items, list the utility owned assets in each category for each system.

TREATMENT EQUIPMENT:	Arsenic treatment and RO plants, chlorinator
STRUCTURES:	8 x 8 foot wood frame pump house, site for infrastructure has 6-foot slatted chain link security fencing enclosing the area and is equipped with security wire.
OTHER:	15 KW solar generating system.

Provide a calculation used to determine the value of one water equivalent residential connection (ERC).

Use one of the following methods:

- (a) If actual flow data are available from the preceding 12 months, divide the total annual single family residence (SFR) gallons sold by the average number of single family residence customers for the same period and divide the result by
- (b) If no historical flow data are available, use:

$$ERC = (\text{Total SFR gallons sold (Omit 000)} / 365 \text{ days} / 350 \text{ gallons per day})$$

ERC	
Method used:	

Customer and Other Information		
Name of the System:	HUMBOLDT WATER CO	
ADEQ Public Water System Number:	AZ0413052	
ADWR PCC Number:	91-000639.0000	

Month	Number of Customers				
	Single-Family	Multi-Family	Commercial	Turf/Irrigation	Other Non-Residential
January	356	1	8	2	4
February	354	1	8	2	4
March	354	1	8	2	4
April	354	1	8	2	4
May	359	1	8	2	4
June	354	1	8	2	4
July	356	1	8	2	4
August	360	1	8	2	4
September	359	1	8	2	4
October	364	1	8	2	4
November	367	1	8	2	4
December	364	1	8	2	4

If the system has fire hydrants, what is the fire flow requirements? GPM for hrs.

Does the system have chlorination treatment?

Does the Company have an ADWR Gallons Per Capita Per Day (GPCPD) requirement?

If yes, provide the GPCPD amount:

Is the Water Utility located in an ADWR Active Management Area (AMA)?
If yes, which AMA?

What is the present system connection capacity (in ERCs *) using existing lines?

What is the future system connection capacity (in ERCs *) upon service area buildout?

Describe any plans and estimated completion dates for any enlargements or improvements of this system.

* an ERC is based on the calculation on the bottom of AR9 page 12.

Humboldt Water Systems, Inc.
Annual Report
 Utility Shutoffs / Disconnects
 12/31/22

Utility Shutoffs / Disconnects	
Name of the System:	HUMBOLDT WATER CO
ADEQ Public Water System Number:	AZ0413052
ADWR PCC Number:	91-000639.0000

Month	Termination without Notice R14-2-410.B	Termination with Notice R14-2- 410.C	Other
January	0	13	0
February	0	12	0
March	0	5	0
April	0	3	0
May	0	8	0
June	0	9	0
July	0	8	0
August	0	8	0
September	0	3	0
October	0	8	0
November	0	7	0
December	0	3	0
Total	0	87	0

Other (description):

N/A

Instructions: Fill out the Grey Cells with the relevant information. Input 0 or none if there is nothing recorded in that account or there is no applicable information to report.

Property Taxes	
----------------	--

Amount of actual property taxes paid during Calendar Year 2022 was
--

\$3,998

If no property taxes paid, explain why.

N/A

Instructions: Fill out the Grey Cells with the relevant information. Input 0 or none if there is nothing recorded in that account or there is no applicable information to report.

Humboldt Water Systems, Inc.
Annual Report
Verification and Sworn Statement (Taxes)
12/31/22

Verification and Sworn Statement (Taxes)

Verification: State of Arizona I, the undersigned of the
(state name)

County of (county name): Yavapai
Name (owner or official) title: Stuart McLean, President
Company name: Humboldt Water Systems, Inc.

DO SAY THAT THIS ANNUAL UTILITY PROPERTY TAX AND SALES TAX REPORT TO THE ARIZONA CORPORATION COMMISSION.

FOR THE YEAR ENDING: 12/31/22

HAS BEEN PREPARED UNDER MY DIRECTION, FROM THE ORIGINAL BOOKS, PAPERS AND RECORDS OF SAID UTILITY; THAT I HAVE CAREFULLY EXAMINED THE SAME, AND DECLARE THE SAME TO BE A COMPLETE AND CORRECT STATEMENT OF BUSINESS AND AFFAIRS OF SAID UTILITY FOR THE PERIOD COVERED BY THIS REPORT IN RESPECT TO EACH AND EVERY MATTER AND THING SET FORTH, TO THE BEST OF MY KNOWLEDGE, INFORMATION AND BELIEF.

Sworn Statement: I HEREBY ATTEST THAT ALL PROPERTY TAXES FOR SAID COMPANY ARE CURRENT AND PAID IN FULL.

I HEREBY ATTEST THAT ALL SALES TAXES FOR SAID COMPANY ARE CURRENT AND PAID IN FULL.


signature of owner/official

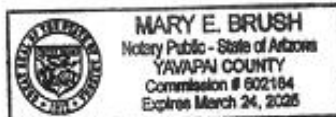
(928) 300-5764
telephone no.

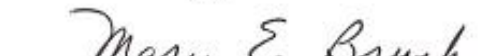
SUBSCRIBED AND SWORN TO BEFORE ME A NOTARY PUBLIC
IN AND FOR THE COUNTY

THIS 28th DAY OF YAVAPAI
APRIL, 2023
(month) and (year)

MY COMMISSION EXPIRES

MARCH 24, 2025
(date)




(signature of notary public)

Verification and Sworn Statement

Verification:

State of Arizona I, the undersigned of the
(state name)

County of (county name): Yavapai

Name (owner or official) title: Stuart McLean, President

Company name: Humboldt Water Systems, Inc.

DO SAY THAT THIS ANNUAL UTILITY PROPERTY TAX AND SALES TAX REPORT TO THE ARIZONA CORPORATION COMMISSION.

FOR THE YEAR ENDING: 12/31/22

HAS BEEN PREPARED UNDER MY DIRECTION, FROM THE ORIGINAL BOOKS, PAPERS AND RECORDS OF SAID UTILITY; THAT I HAVE CAREFULLY EXAMINED THE SAME, AND DECLARE THE SAME TO BE A COMPLETE AND CORRECT STATEMENT OF BUSINESS AND AFFAIRS OF SAID UTILITY FOR THE PERIOD COVERED BY THIS REPORT IN RESPECT TO EACH AND EVERY MATTER AND THING SET FORTH, TO THE BEST OF MY KNOWLEDGE, INFORMATION AND BELIEF.

Sworn Statement: IN ACCORDANCE WITH THE REQUIREMENTS OF TITLE 40, ARTICLE 8, SECTION 40-401, ARIZONA REVISED STATUTES, IT IS HEREIN REPORTED THAT THE GROSS OPERATING REVENUE OF SAID UTILITY DERIVED FROM ARIZONA INTRASTATE UTILITY OPERATIONS DURING THE CALENDAR YEAR WAS:

Arizona Intrastate Gross Operating Revenues Only (\$)

\$250,379

(The amount in the box above includes

\$19,408 in sales taxes
billed or collected)

Stuart McLean
signature of owner/official

(928) 300-5764

telephone no.

SUBSCRIBED AND SWORN TO BEFORE ME A NOTARY PUBLIC
IN AND FOR THE COUNTY

YAVAPAI

(county name)

THIS

28th

DAY OF

APRIL, 2023

(month) and (year)

MY COMMISSION EXPIRES

MARCH 24, 2025

(date)



Mary E. Brush
(signature of notary public)

Humboldt Water Systems, Inc.
Annual Report
Verification and Sworn Statement (Residential Revenue)
12/31/22

Verification and Sworn Statement (Residential Revenue)

Verification:

State of Arizona I, the undersigned of the
(state name)

County of (county name): Yavapai
Name (owner or official) title: Stuart McLean, President
Company name: Humboldt Water Systems, Inc.

DO SAY THAT THIS ANNUAL UTILITY PROPERTY TAX AND SALES TAX REPORT TO THE ARIZONA CORPORATION COMMISSION.

FOR THE YEAR ENDING: 12/31/22

HAS BEEN PREPARED UNDER MY DIRECTION, FROM THE ORIGINAL BOOKS, PAPERS AND RECORDS OF SAID UTILITY; THAT I HAVE CAREFULLY EXAMINED THE SAME, AND DECLARE THE SAME TO BE A COMPLETE AND CORRECT STATEMENT OF BUSINESS AND AFFAIRS OF SAID UTILITY FOR THE PERIOD COVERED BY THIS REPORT IN RESPECT TO EACH AND EVERY MATTER AND THING SET FORTH, TO THE BEST OF MY KNOWLEDGE, INFORMATION AND BELIEF.

Sworn Statement: IN ACCORDANCE WITH THE REQUIREMENTS OF TITLE 40, ARTICLE 8, SECTION 40-401, ARIZONA REVISED STATUTES, IT IS HEREIN REPORTED THAT THE GROSS OPERATING REVENUE OF SAID UTILITY DERIVED FROM ARIZONA INTRASTATE UTILITY OPERATIONS RECEIVED FROM RESIDENTIAL CUSTOMERS DURING THE CALENDAR YEAR WAS:

Arizona Intrastate Gross Operating Revenues Only (\$)

\$212,599

(The amount in the box above includes

\$16,480

in sales taxes
billed or collected)



signature of owner/official

(928) 300-5764

telephone no.

SUBSCRIBED AND SWORN TO BEFORE ME A NOTARY PUBLIC
IN AND FOR THE COUNTY

YAVAPAI
(county name)

THIS


28th

DAY OF

APRIL, 2023
(month) and (year)

MY COMMISSION EXPIRES

MARCH 24, 2025
(date)




(signature of notary public)