

ANNUAL REPORT

Of

Company Name: ICR Water Users Association
PO Box 2344

Mailing Address: Prescott AZ
86302-2344

Docket No.: W-02824A
For the Year Ended: 12/31/16

WATER UTILITY

To

Arizona Corporation Commission

Due on April 15th

Email: rdelafuente@azcc.gov, mail or deliver the completed Annual Report to:

Arizona Corporation Commission
Compliance Section - Utilities Division
1200 West Washington Street
Phoenix, Arizona 85007

Application Type:
Application Date:

Original Filing

5-2-17

ARIZONA CORPORATION COMMISSION
WATER UTILITY ANNUAL REPORT
ICR Water Users Association
A Class ☒ Utility

1. For the Calendar Year Ended: 12/31/16

2. Address:

302 West Willis Street Suite 105			
City: Prescott	State: Arizona	Zip Code: 86301	

3. Telephone Number:

(928) 445-6581

4. Date of Original Organization of Utility:

1/24/1995

5. Person to whom correspondence should be addressed concerning this report:

Name:

Cheryl Ibbotson

Telephone No. :

(928) 445-5606

Address:

302 W Willis Street, Suite 203			
City: Prescott	State: Arizona	Zip Code: 86301	

Email:

irch2o@gmail.com

6. On-Site Manager:

Name:

Pat Carpenter

Telephone No. :

(928) 606-0498

Address:

14000 Grey Bears Trail			
City: Prescott	State: Arizona	Zip Code: 86305	

Email:

pataqualitywater@gmail.com

7. Ownership:

Association--Cooperative

8. Counties Served:

Yavapai

Utility Plant in Service (Water)							
Account No.	Description	Beginning Year Original Cost	Current Year Additions	Current Year Retirements	Adjusted Original Cost	Accumulated Depreciation	OCLD (OC less AD)
301	Organization				\$0		\$0
302	Franchises	16,388	0	0	16,388	16,388	0
303	Land and Land Rights	39,880	0	0	39,880	0	39,880
304	Structures and Improvements	243,251	0	0	243,251	87,357	155,894
305	Collecting & Improving Reservoirs	0	0	0	0	0	0
306	Lake, River, Canal Intakes	0	0	0	0	0	0
307	Wells and Springs	345,375	0	0	345,375	98,475	246,900
308	Infiltration Galleries	0	0	0	0	0	0
309	Supply Mains	0	0	0	0	0	0
310	Power Generation Equipment	0	0	0	0	0	0
311	Pumping Equipment	1,390,626	0	0	1,390,626	1,262,783	127,843
320	Water Treatment Equipment	0	0	0	0	0	0
320.1	Water Treatment Plants	7,832	0	0	7,832	2,373	5,459
320.2	Solution Chemical Feeders	0	0	0	0	0	0
320.3	Point-of-Use Treatment Devices	0	0	0	0	0	0
330	Distribution Reservoirs and Standpipes	0	0	0	0	0	0
330.1	Storage Tanks	614,782	0	0	614,782	129,597	485,185
330.2	Pressure Tanks	0	0	0	0	0	0
331	Transmission and Distribution Mains	7,462,446	0	0	7,462,446	1,642,759	5,819,687
333	Services	983,646	0	0	983,646	317,812	665,834
334	Meters and Meter Installations	127,596	0	0	127,596	94,808	32,788
335	Hydrants	677,431	0	0	677,431	140,356	537,075
336	Backflow Prevention Devices	0	0	0	0	0	0
339	Other Plant and Misc. Equipment	46,957	0	0	46,957	10,164	36,793
340	Office Furniture and Equipment	233	0	0	233	164	69
340.1	Computer & Software	0	0	0	0	0	0
341	Transportation Equipment	0	0	0	0	0	0
342	Stores Equipment	0	0	0	0	0	0
343	Tools, Shop and Garage Equipment	438	0	0	438	220	218
344	Laboratory Equipment	0	0	0	0	0	0
345	Power Operated Equipment	0	0	0	0	0	0
346	Communication Equipment	0	0	0	0	0	0
347	Miscellaneous Equipment	0	0	0	0	0	0
348	Other Tangible Plant	0	0	0	0	0	0
	Totals	\$11,956,881	\$0	\$0	\$11,956,881	\$3,803,256	\$8,153,625

Instructions: Fill out the Grey Cells with the relevent information. Input 0 or none if there is nothing recorded in that account or there is no applicable information to report.

ICR Water Users Association
Annual Report
Depreciation Expense for the Current Year (Water)
12/31/16

Depreciation Expense for the Current Year (Water)								
Account No.	Description	Beginning Year Original Cost	Current Year Additions	Current Year Retirements	Adjusted Original Cost	Fully Depreciated/Non- depreciable Plant	Depreciation Percentages	Depreciation Expense
301	Organization	\$0	\$0	\$0	\$0	\$0	0.00%	\$0
302	Franchises	16,388	0	0	16,388	16,388	0.00%	0
303	Land and Land Rights	39,880	0	0	39,880	39,880	0.00%	0
304	Structures and Improvements	243,251	0	0	243,251	0	3.33%	8,100
305	Collecting & Improving Reservoirs	0	0	0	0	0	0.00%	0
306	Lake, River, Canal Intakes	0	0	0	0	0	0.00%	0
307	Wells and Springs	345,375	0	0	345,375	0	3.33%	11,501
308	Infiltration Galleries	0	0	0	0	0	0.00%	0
309	Supply Mains	0	0	0	0	0	0.00%	0
310	Power Generation Equipment	0	0	0	0	0	0.00%	0
311	Pumping Equipment	1,390,626	0	0	1,390,626	1,010,740	12.50%	47,486
320	Water Treatment Equipment	0	0	0	0	0	-	0
320.1	Water Treatment Plants	7,832	0	0	7,832	0	3.33%	261
320.2	Solution Chemical Feeders	0	0	0	0	0	0.00%	0
320.3	Point-of-Use Treatment Devices	0	0	0	0	0	0.00%	0
330	Distribution Reservoirs and Standpipes	0	0	0	0	0	-	0
330.1	Storage Tanks	614,782	0	0	614,782	0	2.22%	13,648
330.2	Pressure Tanks	0	0	0	0	0	0.00%	0
331	Transmission and Distribution Mains	7,462,446	0	0	7,462,446	0	2.00%	149,249
333	Services	983,646	0	0	983,646	0	3.33%	32,755
334	Meters and Meter Installations	127,596	0	0	127,596	0	8.33%	10,629
335	Hydrants	677,431	0	0	677,431	0	2.00%	13,549
336	Backflow Prevention Devices	0	0	0	0	0	0.00%	0
339	Other Plant and Misc. Equipment	46,957	0	0	46,957	0	6.67%	3,132
340	Office Furniture and Equipment	233	0	0	233	0	6.67%	16
340.1	Computer & Software	0	0	0	0	0	0.00%	0
341	Transportation Equipment	0	0	0	0	0	0.00%	0
342	Stores Equipment	0	0	0	0	0	0.00%	0
343	Tools, Shop and Garage Equipment	438	0	0	438	0	5.00%	22
344	Laboratory Equipment	0	0	0	0	0	0.00%	0
345	Power Operated Equipment	0	0	0	0	0	0.00%	0
346	Communication Equipment	0	0	0	0	0	0.00%	0
347	Miscellaneous Equipment	0	0	0	0	0	0.00%	0
348	Other Tangible Plant	0	0	0	0	0	0.00%	0
	Subtotal	\$11,956,881	\$0	\$0	\$11,956,881	\$1,067,008		\$290,347

Contribution(s) in Aid of Construction (Gross)

\$5,457,092

Less: Non Amortizable Contribution(s)

Fully Amortized Contribution(s)

908,970

Amortizable Contribution(s)

\$4,548,122

Times: Proposed Amortization Rate

2.67%

Amortization of CIAC

\$121,263

Less: Amortization of CIAC **\$121,263**

DEPRECIATION EXPENSE \$169,085

Instructions: Fill out the Grey Cells with the relevant information. Input 0 or none if there is nothing recorded in that account or there is no applicable information to report.

ICR Water Users Association
Annual Report
Balance Sheet Assets
12/31/16

Balance Sheet Assets				
	Assets		Balance at Beginning of Year (2016)	Balance at End of Year (2016)
Account No.	Current and Accrued Assets			
131	Cash		\$297,633	\$466,642
134	Working Funds			
135	Temporary Cash Investments		212,559	232,672
141	Customer Accounts Receivable		16,673	21,654
146	Notes Receivable from Associated Companies		13,428	8,149
151	Plant Material and Supplies			
162	Prepayments			
174	Miscellaneous Current and Accrued Assets			
	Total Current and Accrued Assets		\$540,293	\$729,117
Account No.	Fixed Assets			
101	Utility Plant in Service*		\$11,956,881	\$11,956,881
103	Property Held for Future Use			
105	Construction Work in Progress			
108	Accumulated Depreciation (enter as negative)*		(3,512,462)	(3,803,256)
121	Non-Utility Property			
122	Accumulated Depreciation - Non Utility			
	Total Fixed Assets		\$8,444,419	\$8,153,625
	Total Assets		\$8,984,712	\$8,882,742

Instructions: Fill out the Grey Cells with the relevant information. Input 0 or none if there is nothing recorded in that account or there is no applicable information to report.

*Note these items feed automatically from AR3 UPIS Page 3

ICR Water Users Association
Annual Report
Balance Sheet Liabilities and Owners Equity

Balance Sheet Liabilities and Owners Equity				
	Liabilities		Balance at Beginning of Year (2016)	Balance at End of Year (2016)
Account No.	Current Liabilities			
231	Accounts Payable		\$2,704	\$12,186
232	Notes Payable (Current Portion)			
234	Notes Payable to Associated Companies			
235	Customer Deposits		10,492	10,872
236	Accrued Taxes			
237	Accrued Interest			
242	Miscellaneous Current and Accrued Liabilities			
	Total Current Liabilities		\$13,196	\$23,058
	Long Term Debt			
224	Long Term Debt (Notes and Bonds)			
	Deferred Credits			
251	Unamortized Premium on Debt			
252	Advances in Aid of Construction		6,352,367	6,332,143
255	Accumulated Deferred Investment Tax Credits			
271	Contributions in Aid of Construction		5,457,092	5,457,092
272	Less: Amortization of Contributions		(971,667)	(1,092,930)
281	Accumulated Deferred Income Tax			
	Total Deferred Credits		\$10,837,792	\$10,696,305
	Total Liabilities		\$10,850,988	\$10,719,363
	Capital Accounts			
201	Common Stock Issued			
211	Other Paid-In Capital			
215	Retained Earnings		(1,866,275)	(1,836,621)
218	Proprietary Capital (Sole Props and Partnerships)			
	Total Capital		(\$1,866,275)	(\$1,836,621)
	Total Liabilities and Capital		\$8,984,713	\$8,882,742

Instructions: Fill out the Grey Cells with the relevant information. Input 0 or none if there is nothing recorded in that account or there is no applicable information to report.

Note: Total liabilities and Capital must match total assets for the beginning and end of the year!

Water Comparative Income Statement			
Account No.	Calendar Year	Current Year 01/01/2016 - 12/31/2016	Last Year 01/01/2015 - 12/31/2015
	Operating Revenue		
461	Metered Water Revenue	\$460,315	\$401,775
460	Unmetered Water Revenue		
462	Fire Protection Revenue		
469	Guaranteed Revenues (Surcharges)		
471	Miscellaneous Service Revenues		
474	Other Water Revenue	2,576	3,104
	Total Revenues	\$462,891	\$404,879
	Operating Expenses		
601	Salaries and Wages		
604	Employee Pensions and Benefits		
610	Purchased Water	7,094	6,406
615	Purchased Power	99,533	92,822
618	Chemicals	2,241	1,580
620	Materials and Supplies		
620.1	Repairs and Maintenance	57,596	37,259
620.2	Office Supplies and Expense	9,593	9,341
630	Contractual Services		
631	Contractual Services -Engineering	6,352	232
632	Contractual Services - Accounting	34,982	30,257
633	Contractual Services - Legal	15,272	42,000
634	Contractual Services - Management Fees	120,774	113,385
635	Contractual Services - Water Testing	1,053	3,370
636	Contractual Services - Other	5,305	5,241
640	Rents		
641	Rental of Building/Real Property		
642	Rental of Equipment		
650	Transportation Expenses		
657	Insurance - General Liability	13,982	13,693
657.1	Insurance - Health and Life		
665	Regulatory Commission Expense - Rate		
675	Miscellaneous Expense		
403	Depreciation Expense (From Schedule AR4)	169,085	290,793
408	Taxes Other Than Income		
408.11	Property Taxes	15,433	16,211
409	Income Taxes		
	Total Operating Expenses	\$558,295	\$662,590
	Operating Income / (Loss)	(\$95,404)	(\$257,711)
	Other Income / (Expense)		
419	Interest and Dividend Income	\$113	\$595
421	Non-Utility Income	1,108	3,850
426	Miscellaneous Non-Utility (Expense)	(6,338)	
427	Interest (Expense)	(414)	(165)
	Total Other Income / (Expense)	(\$5,531)	\$4,280
	Net Income / (Loss)	(\$100,935)	(\$253,431)

Instructions: Fill out the Grey Cells with the relevant information. Input 0 or none if there is nothing recorded in that account or there is no applicable information to report.

ICR Water Users Association
Annual Report
Supplemental Financial Data (Long-Term Debt)
12/31/16

Supplemental Financial Data (Long-Term Debt)				
	Loan #1	Loan #2	Loan #3	Loan #4
Date Issued				
Source of Loan	NONE	NONE	NONE	NONE
ACC Decision No.				
Reason for Loan				
Dollar Amt. Issued				
Amount Outstanding				
Date of Maturity				
Interest Rate				
Current Year Interest				
Current Year Principal				

Meter Deposit Balance at Test Year End:	
---	--

Meter Deposits Refunded During the Test Year:	\$10,216
---	----------

List all bonds, notes, loans, and other types of indebtedness in which the proceeds were used in the provision of public utility service. Indebtedness incurred for personal uses by the owner of the utility should not be listed. Input 0 or none if there is nothing to report for that cell.

Water Utility Plant Description

Name of the System: ICR
ADEQ Public Water System Number: 13-303

WELLS

ADWR ID No *	Pump Horsepower	Pump Yield (gpm)	Casing Depth (feet)	Casing Diameter (inches)	Pump Motor Type **	Meter Size (inches)	Year Drilled	Arsenic Level (mg/L)
55-542062	75 HP	400 GPM	250	8"		6"		
55-575291	75 HP	400 GPM	250	8"		6"		

OTHER WATER SOURCES

Name or Description	Capacity (gpm)	Gallons Purchased or Obtained (in thousands)
NONE		

BOOSTER PUMPS

Horsepower	GPM	Quantity
35 HP		2

FIRE HYDRANTS

Type	Quantity
Standard ***	
Other	

STORAGE TANKS

Capacity	Material	Quantity
N/A		220K
N/A		330K

PRESSURE/BLADDER TANKS

Capacity	Quantity
N/A	
N/A	

Instructions: Fill out the Grey Cells with the relevant information. Input 0 or none if there is nothing recorded in that account or there is no applicable information to report. Copy and paste this sheet as many times as is necessary.

* Arizona Department of Water Resources ("ADWR") well identification number. For example 55-XXXXXX.

** Pump motor type, turbine or submersible.

*** A standard fire hydrant has two 2.5 inch hose connection nozzles with 7.5 threads per inch, and one 4.5 inch pumper connection nozzle with 4 threads per inch.

Water Utility Plant Description (Continued)				
MAINS			CUSTOMER METERS	
Sizes (inches)	Material	Length (feet)	Size (inches)	Quantity
2			5/8 X 3/4	300
3			3/4	
4			1	20
5			1 1/2	
6			Compound 2	
8			Turbine 2	
10			Compound 3	
12			Turbine 3	
			Compound 4	
			Turbine 5	
			Compound 6	
			Turbine 6	
			6+	

For the following three items, list the utility owned assets in each category for each system.

TREATMENT EQUIPMENT:	CHLORINE INJECTION
----------------------	--------------------

STRUCTURES:	2 WELL HOUSES, 1 BOOSTER STATION, 2 STORAGE TANKS
-------------	---

OTHER:	
--------	--

Instructions: Fill out the Grey Cells with the relevent information. Input 0 or none if there is nothing recorded in that account or there is no applicable information to report. Copy and paste this sheet as many times as is necessary.

Water Utility Plant Description

Name of the System: TRR
ADEQ Public Water System Number: 13-263

WELLS

ADWR ID No *	Pump Horsepower	Pump Yield (gpm)	Casing Depth (feet)	Casing Diameter (inches)	Pump Motor Type **	Meter Size (inches)	Year Drilled	Arsenic Level (mg/L)
55-584177	30 HP	325	300	8"		6"	2001	
55-589659	30 HP	270	275	8"		6"	2002	
55-589660	30 HP	230	252	8"		6"	2002	

OTHER WATER SOURCES

Name or Description	Capacity (gpm)	Gallons Purchased or Obtained (in thousands)
NONE		

BOOSTER PUMPS

Horsepower	GPM	Quantity
5 & 3		1 & 2
75		3
25		2
40		4
100		2

FIRE HYDRANTS

Type	Quantity
Standard ***	115
Other	

STORAGE TANKS

Capacity	Material	Quantity
350K		2

PRESSURE/BLADDER TANKS

Capacity	Quantity

Instructions: Fill out the Grey Cells with the relevant information. Input 0 or none if there is nothing recorded in that account or there is no applicable information to report. Copy and paste this sheet as many times as is necessary.

* Arizona Department of Water Resources ("ADWR") well identification number. For example 55-XXXXXX.

** Pump motor type, turbine or submersible.

*** A standard fire hydrant has two 2.5 inch hose connection nozzles with 7.5 threads per inch, and one 4.5 inch pumper connection nozzle with 4 threads per inch.

Water Utility Plant Description (Continued)				
MAINS			CUSTOMER METERS	
Sizes (inches)	Material	Length (feet)	Size (inches)	Quantity
2			5/8 X 3/4	205
3			3/4	
4			1	52
5			1 1/2	2
6			Compound 2	6
8			Turbine 2	
10			Compound 3	1
12			Turbine 3	
			Compound 4	1
			Turbine 5	
			Compound 6	6
			Turbine 6	
			6+	

For the following three items, list the utility owned assets in each category for each system.

TREATMENT EQUIPMENT:	CHLORINE INJECTION
STRUCTURES:	3 WELL HOUSES, 3 BOOSTER STATION, WELLFIELD ELECTRICAL CONTROL HOUSE
OTHER:	2 STORAGE TANKS

Instructions: Fill out the Grey Cells with the relevent information. Input 0 or none if there is nothing recorded in that account or there is no applicable information to report. Copy and paste this sheet as many times as is necessary.

Water Use Data Sheet					
Name of the System:		ICR			
ADEQ Public Water System Number:		13-303			
Month	Number of Customers	Gallons Sold (thousands) ¹	Gallons Pumped (thousands) ²	Gallons Purchased (thousands) ³	Estimated Gallons Authorized Use (thousands) ⁴
January	316	1,131,380	1,236,309	0	0
February	315	1,182,480	1,259,569	0	
March	321	1,434,020	1,584,572	0	3,300
April	321	1,773,630	2,016,870	0	3,000
May	317	2,404,800	2,488,750	0	96,000
June	318	2,765,800	2,757,303	0	0
July	317	3,431,800	3,767,767	0	75,769
August	321	3,124,710	3,253,510	0	2,000
September	322	2,418,500	2,481,819	0	0
October	323	2,146,560	2,447,542	0	2,600
November	321	2,582,270	2,367,084	0	2,600
December	323	1,299,450	1,359,755	0	600
Totals		25,695,400	27,020,850	0	185,869

If the system has fire hydrants, what is the fire flow requirements? GPM for hrs.

Does the system have chlorination treatment?

Is the Water Utility located in an ADWR Active Management Area (AMA)?
If yes, which AMA?

Does the Company have an ADWR Gallons Per Capita Per Day (GPCPD) requirement?
If yes, provide the GPCPD amount:

If applicable, in the space below please provide a description for all un-metered water use along with amounts:

Instructions: Fill out the Grey Cells with the relevant information. Input 0 or none if there is nothing recorded in that account or there is no applicable information to report.

- | |
|---|
| 1 Gallons sold - Total gallons from customer meters, and other sold gallons such as Construction water. |
| 2 Gallons pumped - Total gallons from pumped sources. |
| 3 Gallons purchased - Total gallons purchased from other sources. |
| 4 Estimated gallons authorized use - Total estimated gallons from authorized metered or unmetered use. Authorized use such as flushing (mains, services and hydrants) draining/cleaning tanks, process, construction, fire fighting, etc. |

Water Use Data Sheet					
Name of the System:		TRR			
ADEQ Public Water System Number:			13-263		
Month	Number of Customers	Gallons Sold (thousands) ¹	Gallons Pumped (thousands) ²	Gallons Purchased (thousands) ³	Estimated Gallons Authorized Use (thousands) ⁴
January	239	523,938	498,495	0	164,127
February	241	1,205,311	1,145,253	0	20,000
March	248	4,848,966	4,974,747	0	26,000
April	250	9,302,769	9,493,755	0	20,000
May	248	11,416,493	11,416,370	0	46,000
June	251	14,057,574	14,262,626	0	42,000
July	253	17,511,836	17,314,415	0	40,000
August	254	14,324,719	14,220,921	0	44,000
September	257	7,085,097	7,109,623	0	50,000
October	260	9,283,149	9,308,664	0	42,000
November	259	9,995,584	9,890,633	0	46,000
December	261	3,649,520	3,682,617	0	44,000
Totals		103,204,956	103,318,119	0	584,127

If the system has fire hydrants, what is the fire flow requirements? GPM for hrs.

Does the system have chlorination treatment?

Is the Water Utility located in an ADWR Active Management Area (AMA)?
If yes, which AMA?

Does the Company have an ADWR Gallons Per Capita Per Day (GPCPD) requirement?
If yes, provide the GPCPD amount:

If applicable, in the space below please provide a description for all un-metered water use along with amounts:

Instructions: Fill out the Grey Cells with the relevant information. Input 0 or none if there is nothing recorded in that account or there is no applicable information to report.

- | |
|---|
| 1 Gallons sold - Total gallons from customer meters, and other sold gallons such as Construction water. |
| 2 Gallons pumped - Total gallons from pumped sources. |
| 3 Gallons purchased - Total gallons purchased from other sources. |
| 4 Estimated gallons authorized use - Total estimated gallons from authorized metered or unmetered use. Authorized use such as flushing (mains, services and hydrants) draining/cleaning tanks, process, construction, fire fighting, etc. |

ICR Water Users Association
Annual Report
Utility Shutoffs / Disconnects
12/31/16

ADEQ System No. :	13-263
-------------------	--------

Utility Shutoffs / Disconnects			
Month	Termination without Notice R14-2-410.B	Termination with Notice R14-2-410.C	Other
January	0	0	
February	0	0	
March	0	0	
April	0	0	
May	0	0	
June	0	0	
July	0	0	
August	0	0	
September	0	0	
October	0	0	
November	0	0	
December	0	0	
Total	0	0	0

Other (description):

THERE WERE NO TERMINATIONS FOR 13-308.
THERE WAS NO WORKSHEET PROVIDED.

Instructions: Fill out the Grey Cells with the relevent information. Input 0 or none if there is nothing recorded in that account or there is no applicable information to report.

ICR Water Users Association
Annual Report
Utility Shutoffs / Disconnects
12/31/16

ADEQ System No. : **13-303**

Utility Shutoffs / Disconnects			
Month	Termination without Notice R14-2-410.B	Termination with Notice R14-2-410.C	Other
January	0	0	
February	0	0	
March	0	0	
April	0	0	
May	0	0	
June	0	0	
July	0	0	
August	0	0	
September	0	0	
October	0	0	
November	0	0	
December	0	0	
Total	0	0	0

Other (description):

THERE WERE NO TERMINATIONS FOR 13-263.
THERE WAS NO WORKSHEET PROVIDED.

Instructions: Fill out the Grey Cells with the relevant information. Input 0 or none if there is nothing recorded in that account or there is no applicable information to report.

Property Taxes	
----------------	--

Amount of actual property taxes paid during Calendar Year 2016 was
--

\$15,433

If no property taxes paid, explain why.

Instructions: Fill out the Grey Cells with the relevant information. Input 0 or none if there is nothing recorded in that account or there is no applicable information to report.

MAY 01 2017

Verification and Statement (Taxes)

ARIZONA CORPORATE COMMISSION
JULIENNE WARDEN, CLERK OF COMMISSION

Verification: State of ARIZONA I, the undersigned of the
(state name)

County of (county name): YAVAPAI
Name (owner or official) title: 0
Company name: ICR Water Users Association

DO SAY THAT THIS ANNUAL UTILITY PROPERTY TAX AND SALES TAX REPORT TO THE ARIZONA CORPORATION COMMISSION.


FOR THE YEAR ENDING: 12/31/16

HAS BEEN PREPARED UNDER MY DIRECTION, FROM THE ORIGINAL BOOKS, PAPERS AND RECORDS OF SAID UTILITY; THAT I HAVE CAREFULLY EXAMINED THE SAME, AND DECLARE THE SAME TO BE A COMPLETE AND CORRECT STATEMENT OF BUSINESS AND AFFAIRS OF SAID UTILITY FOR THE PERIOD COVERED BY THIS REPORT IN RESPECT TO EACH AND EVERY MATTER AND THING SET FORTH, TO THE BEST OF MY KNOWLEDGE, INFORMATION AND BELIEF.

Sworn Statement: I HEREBY ATTEST THAT ALL PROPERTY TAXES FOR SAID COMPANY ARE CURRENT AND PAID IN FULL.

I HEREBY ATTEST THAT ALL SALES TAXES FOR SAID COMPANY ARE CURRENT AND PAID IN FULL.

[Signature]
signature of owner/official
0
telephone no.



SUBSCRIBED AND SWORN TO BEFORE ME A NOTARY PUBLIC
IN AND FOR THE COUNTY

THIS 28th DAY OF Yavapai
(county name)
April 2017
(month) and (year)

MY COMMISSION EXPIRES 3/12/21
(date)

[Signature]
(signature of notary public)

Verification and Statement

Verification:

State of ARIZONA I, the undersigned of the
(state name)

County of (county name): YAVAPAI

Name (owner or official) title: 0

Company name: ICR Water Users Association

RECEIVED

JUL 25 2017

ARIZONA CORP COMMISSION
UTILITIES DIVISION - DIRECTOR'S OFFICE

DO SAY THAT THIS ANNUAL UTILITY PROPERTY TAX AND SALES TAX REPORT TO THE ARIZONA CORPORATION COMMISSION.

FOR THE YEAR ENDING: 12/31/16

HAS BEEN PREPARED UNDER MY DIRECTION, FROM THE ORIGINAL BOOKS, PAPERS AND RECORDS OF SAID UTILITY; THAT I HAVE CAREFULLY EXAMINED THE SAME, AND DECLARE THE SAME TO BE A COMPLETE AND CORRECT STATEMENT OF BUSINESS AND AFFAIRS OF SAID UTILITY FOR THE PERIOD COVERED BY THIS REPORT IN RESPECT TO EACH AND EVERY MATTER AND THING SET FORTH, TO THE BEST OF MY KNOWLEDGE, INFORMATION AND BELIEF.

Sworn Statement: IN ACCORDANCE WITH THE REQUIREMENTS OF TITLE 40, ARTICLE 8, SECTION 40-401, ARIZONA REVISED STATUTES, IT IS HEREIN REPORTED THAT THE GROSS OPERATING REVENUE OF SAID UTILITY DERIVED FROM ARIZONA INTRASTATE UTILITY OPERATIONS DURING THE CALENDAR YEAR WAS:

Arizona Intrastate Gross Operating Revenues Only (\$)

\$493,166

(The amount in the box above includes

\$30,275

in sales taxes
billed or collected)

Thomas E. Sullivan
signature of owner/official

928 445 5606

telephone no.

SUBSCRIBED AND SWORN TO BEFORE ME A NOTARY PUBLIC
IN AND FOR THE COUNTY

THIS

12th

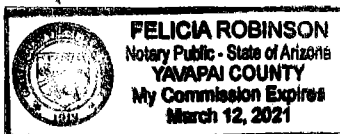
DAY OF

Yavapai
(county name)

July 2017
(month) and (year)

MY COMMISSION EXPIRES

March 21, 2021
(date)



Felicia Robinson
(signature of notary public)

Amended

Verification and Statement (Residential Revenue)

Verification:

State of ARIZONA I, the undersigned of the
(state name)

County of (county name):

YAVAPAI

Name (owner or official) title:

Company name:

ICR Water Users Association

[Table of Contents](#)

DO SAY THAT THIS ANNUAL UTILITY PROPERTY TAX AND SALES TAX REPORT TO THE ARIZONA CORPORATION COMMISSION.

FOR THE YEAR ENDING: 12/31/16

HAS BEEN PREPARED UNDER MY DIRECTION, FROM THE ORIGINAL BOOKS, PAPERS AND RECORDS OF SAID UTILITY; THAT I HAVE CAREFULLY EXAMINED THE SAME, AND DECLARE THE SAME TO BE A COMPLETE AND CORRECT STATEMENT OF BUSINESS AND AFFAIRS OF SAID UTILITY FOR THE PERIOD COVERED BY THIS REPORT IN RESPECT TO EACH AND EVERY MATTER AND THING SET FORTH, TO THE BEST OF MY KNOWLEDGE, INFORMATION AND BELIEF.

Sworn Statement: IN ACCORDANCE WITH THE REQUIREMENTS OF TITLE 40, ARTICLE 8, SECTION 40-401, ARIZONA REVISED STATUTES, IT IS HEREIN REPORTED THAT THE GROSS OPERATING REVENUE OF SAID UTILITY DERIVED FROM ARIZONA INTRASTATE UTILITY OPERATIONS RECEIVED FROM RESIDENTIAL CUSTOMERS DURING THE CALENDAR YEAR WAS:

Arizona Intrastate Gross Operating Revenues Only (\$)

\$307,828

(The amount in the box above includes

\$18,583

in sales taxes
billed or collected)

Thomas E. Sullivan
signature of owner/official

928 445 5606

telephone no.

SUBSCRIBED AND SWORN TO BEFORE ME A NOTARY PUBLIC
IN AND FOR THE COUNTY

Yavapai
(county name)

THIS


12th

DAY OF

July 2017
(month) and (year)

MY COMMISSION EXPIRES

March 21, 2021
(date)



Felicia Robinson
(signature of notary public)

Report Criteria

Sorted by Customer Type (From: AG, To: UC), Account # (From: 2000101, To: 9900701)

All Customer Types selected

Date range selected, From: 1/1/2016 To: 12/31/2016

Multiplier NOT Used

ICR WATER USERS ASSOCIATION

7/10/2017

Billing History Report - All Services

Acct #	Name	N/A	N/A	N/A	N/A	Other 1	Other 2	Tax	Total	New Bal	User	Prev Bal
Date	Water											
Cust Type:	AG											
	151,290.19	581.45	0.00	0.00	0.00	0.00	0.00	9606.98	161222.44	180255.53		19,033.09
Cust Type:	CM											
	13,743.52	7.23	0.00	0.00	0.00	0.00	0.00	872.69	14445.19	16100.76		1,655.57
Cust Type:	R1											
	287,567.66	247.03	0.00	0.00	0.00	0.00	5170.96	18336.37	297789.65	270001.12		-27,788.53
Cust Type:	UC											
	8,680.53	7.71	0.00	0.00	0.00	0.00	106.84	548.06	8505.67	-11639.57		-20,145.24
Totals:	461,281.90	843.42	0.00	0.00	0.00	0.00	5277.80	29364.10	481962.95	454717.84		-27,245.11

	commercial	residential
commercial	173,714.24	287,567.66
other		1,676.58
tax	11,624.12	18,583.40
total commercial	185,338.36	307,827.64
		493,166.00
		461,281.90
		843.42
		29,364.10
		491,489.42
		originally reported
		-493,166.00
		-1,676.58
	173,714.24	289,244.24
	11,624.12	18,583.40
	185,338.36	307,827.64
		493,166.00