

ANNUAL REPORT

Of

Company Name: ICR Water Users Association
PO Box 2344

Mailing Address: Prescott AZ
86302-2344

Docket No.: W-02824A
For the Year Ended: 12/31/17

RECEIVED

MAY 15 2018

ARIZONA CORP COMMISSION
UTILITY DIVISION - DIRECTOR'S OFFICE

WATER UTILITY

To

Arizona Corporation Commission

Due on April 15th

Email: rdelafuente@azcc.gov, mail or deliver the completed Annual Report to:

Arizona Corporation Commission
Compliance Section - Utilities Division
1200 West Washington Street
Phoenix, Arizona 85007

Application Type: Original Filing

Application Date: 5/14/2018

5-15-18

ARIZONA CORPORATION COMMISSION
WATER UTILITY ANNUAL REPORT
ICR Water Users Association
A Class ☒ Utility

1. For the Calendar Year Ended: 12/31/17

2. Address:

302 West Willis Street Suite 203			
City:	Prescott	State:	Arizona
Zip Code:	86301		

3. Telephone Number:

(928) 445-5606

4. Date of Original Organization of Utility:

1/24/1995

5. Person to whom correspondence should be addressed concerning this report:

Name:

Cheryl Ibbotson

Telephone No. :

(928) 445-5606

Address:

302 West Willis Street Suite 203			
City:	Prescott	State:	Arizona
Zip Code:	86301		

Email:

icrh2o@gmail.com

6. On-Site Manager:

Name:

Pat Carpenter

Telephone No. :

(928) 606-0498

Address:

14000 Grey Bears Trail			
City:	Prescott	State:	Arizona
Zip Code:	86305		

Email:

pataqualitywater@gmail.com

7. Ownership:

Association--Cooperative

8. Counties Served:

Yavapai

Utility Plant in Service (Water)							
Account No.	Description	Beginning Year Original Cost	Current Year Additions	Current Year Retirements	Adjusted Original Cost	Accumulated Depreciation	OCLD (OC less AD)
301	Organization	\$0	\$0	\$0	\$0	\$0	\$0
302	Franchises	16,388	\$0	\$0	16,388	16,388	0
303	Land and Land Rights	39,880	\$0	\$0	39,880	0	39,880
304	Structures and Improvements	243,251	\$0	\$0	243,251	95,465	147,786
305	Collecting & Improving Reservoirs	0	\$0	\$0	0	0	0
306	Lake, River, Canal Intakes	0	\$0	\$0	0	0	0
307	Wells and Springs	345,375	\$0	\$0	345,375	109,988	235,387
308	Infiltration Galleries	0	\$0	\$0	0	0	0
309	Supply Mains	0	\$0	\$0	0	0	0
310	Power Generation Equipment	0	\$0	\$0	0	0	0
311	Pumping Equipment	1,390,626	\$0	\$0	1,390,626	1,283,344	107,282
320	Water Treatment Equipment	0	\$0	\$0	0	0	0
320.1	Water Treatment Plants	7,832	\$0	\$0	7,832	2,634	5,198
320.2	Solution Chemical Feeders	0	\$0	\$0	0	0	0
320.3	Point-of-Use Treatment Devices	0	\$0	\$0	0	0	0
330	Distribution Reservoirs and Standpipes	0	\$0	\$0	0	0	0
330.1	Storage Tanks	614,782	\$0	\$0	614,782	143,257	471,525
330.2	Pressure Tanks	0	\$0	\$0	0	0	0
331	Transmission and Distribution Mains	7,462,446	\$0	\$0	7,462,446	1,792,011	5,670,435
333	Services	983,646	\$0	\$0	983,646	350,599	633,047
334	Meters and Meter Installations	127,596	\$0	\$0	127,596	104,860	22,736
335	Hydrants	677,431	\$0	\$0	677,431	153,906	523,525
336	Backflow Prevention Devices	0	\$0	\$0	0	0	0
339	Other Plant and Misc. Equipment	46,957	\$0	\$0	46,957	13,499	33,458
340	Office Furniture and Equipment	233	\$0	\$0	233	180	53
340.1	Computer & Software	0	\$0	\$0	0	0	0
341	Transportation Equipment	0	\$0	\$0	0	0	0
342	Stores Equipment	0	\$0	\$0	0	0	0
343	Tools, Shop and Garage Equipment	438	\$0	\$0	438	242	196
344	Laboratory Equipment	0	\$0	\$0	0	0	0
345	Power Operated Equipment	0	\$0	\$0	0	0	0
346	Communication Equipment	0	\$0	\$0	0	0	0
347	Miscellaneous Equipment	0	\$0	\$0	0	0	0
348	Other Tangible Plant	0	\$0	\$0	0	0	0
	Totals	\$11,956,881	\$0	\$0	\$11,956,881	\$4,066,373	\$7,890,508

Instructions: Fill out the Grey Cells with the relevent information. Input 0 or none if there is nothing recorded in that account or there is no applicable information to report.

ICR Water Users Association
Annual Report
Depreciation Expense for the Current Year (Water)
12/31/17

Depreciation Expense for the Current Year (Water)								
Account No.	Description	Beginning Year Original Cost	Current Year Additions	Current Year Retirements	Adjusted Original Cost	Fully Depreciated/Non- depreciable Plant	Depreciation Percentages	Depreciation Expense
301	Organization	\$0	\$0	\$0	\$0	\$0	0.00%	\$0
302	Franchises	16,388	0	0	16,388	16,388	0.00%	0
303	Land and Land Rights	39,880	0	0	39,880	39,880	0.00%	0
304	Structures and Improvements	243,251	0	0	243,251	0	3.33%	8,108
305	Collecting & Improving Reservoirs	0	0	0	0	0	2.50%	0
306	Lake, River, Canal Intakes	0	0	0	0	0	2.50%	0
307	Wells and Springs	345,375	0	0	345,375	0	3.33%	11,513
308	Infiltration Galleries	0	0	0	0	0	0.00%	0
309	Supply Mains	0	0	0	0	0	0.00%	0
310	Power Generation Equipment	0	0	0	0	0	0.00%	0
311	Pumping Equipment	1,390,626	0	0	1,390,626	1,131,321	12.50%	20,560
320	Water Treatment Equipment	0	0	0	0	0	0.00%	0
320.1	Water Treatment Plants	7,832	0	0	7,832	0	3.33%	261
320.2	Solution Chemical Feeders	0	0	0	0	0	0.00%	0
320.3	Point-of-Use Treatment Devices	0	0	0	0	0	0.00%	0
330	Distribution Reservoirs and Standpipes	0	0	0	0	0	0.00%	0
330.1	Storage Tanks	614,782	0	0	614,782	0	2.22%	13,660
330.2	Pressure Tanks	0	0	0	0	0	0.00%	0
331	Transmission and Distribution Mains	7,462,446	0	0	7,462,446	0	2.00%	149,252
333	Services	983,646	0	0	983,646	0	3.33%	32,787
334	Meters and Meter Installations	127,596	0	0	127,596	13,986	8.33%	10,052
335	Hydrants	677,431	0	0	677,431	0	2.00%	13,550
336	Backflow Prevention Devices	0	0	0	0	0	0.00%	0
339	Other Plant and Misc. Equipment	46,957	0	0	46,957	0	6.67%	3,335
340	Office Furniture and Equipment	233	0	0	233	0	6.67%	16
340.1	Computer & Software	0	0	0	0	0	0.00%	0
341	Transportation Equipment	0	0	0	0	0	0.00%	0
342	Stores Equipment	0	0	0	0	0	0.00%	0
343	Tools, Shop and Garage Equipment	438	0	0	438	0	5.00%	22
344	Laboratory Equipment	0	0	0	0	0	0.00%	0
345	Power Operated Equipment	0	0	0	0	0	0.00%	0
346	Communication Equipment	0	0	0	0	0	0.00%	0
347	Miscellaneous Equipment	0	0	0	0	0	0.00%	0
348	Other Tangible Plant	0	0	0	0	0	0.00%	0
	Subtotal	\$11,956,881	\$0	\$0	\$11,956,881	\$1,201,575		\$263,115

Contribution(s) in Aid of Construction (Gross)

\$5,457,092

Less: Non Amortizable Contribution(s)

0

Fully Amortized Contribution(s)

500,250

Amortizable Contribution(s)

\$4,956,842

Times: Proposed Amortization Rate

2.45%

Amortization of CIAC

\$121,263

Less: Amortization of CIAC \$121,263

DEPRECIATION EXPENSE \$141,852

Instructions: Fill out the Grey Cells with the relevant information. Input 0 or none if there is nothing recorded in that account or there is no applicable information to report.

ICR Water Users Association
Annual Report
Balance Sheet Assets
12/31/17

Balance Sheet Assets				
	Assets		Balance at Beginning of Year (2017)	Balance at End of Year (2017)
Account No.	Current and Accrued Assets			
131	Cash		\$466,642	\$584,715
134	Working Funds		0	
135	Temporary Cash Investments		232,672	212,665
141	Customer Accounts Receivable		21,654	29,917
146	Notes Receivable from Associated Companies		0	0
151	Plant Material and Supplies		0	0
162	Prepayments		8,149	3,042
174	Miscellaneous Current and Accrued Assets		0	0
	Total Current and Accrued Assets		\$729,117	\$830,339
Account No.	Fixed Assets			
101	Utility Plant in Service*		\$11,956,881	\$11,956,881
103	Property Held for Future Use		0	0
105	Construction Work in Progress		0	0
108	Accumulated Depreciation (enter as negative)*		(3,803,256)	(4,066,373)
121	Non-Utility Property		0	
122	Accumulated Depreciation - Non Utility		0	
	Total Fixed Assets		\$8,153,625	\$7,890,508
	Total Assets		\$8,882,742	\$8,720,847

Instructions: Fill out the Grey Cells with the relevant information. Input 0 or none if there is nothing recorded in that account or there is no applicable information to report.

*Note these items feed automatically from AR3 UPIS Page 3

ICR Water Users Association
Annual Report
Balance Sheet Liabilities and Owners Equity

Balance Sheet Liabilities and Owners Equity				
	Liabilities		Balance at Beginning of Year (2017)	Balance at End of Year (2017)
Account No.	Current Liabilities			
231	Accounts Payable		\$12,186	\$16,564
232	Notes Payable (Current Portion)		0	0
234	Notes Payable to Associated Companies		0	0
235	Customer Deposits		10,872	13,772
236	Accrued Taxes		0	0
237	Accrued Interest		0	0
242	Miscellaneous Current and Accrued Liabilities		0	0
	Total Current Liabilities		\$23,058	\$30,336
	Long Term Debt			
224	Long Term Debt (Notes and Bonds)		\$0	\$0
	Deferred Credits			
251	Unamortized Premium on Debt		\$0	\$0
252	Advances in Aid of Construction		6,332,143	6,317,033
255	Accumulated Deferred Investment Tax Credits		0	
271	Contributions in Aid of Construction		5,457,092	5,457,092
272	Less: Amortization of Contributions		(1,092,930)	(1,214,193)
281	Accumulated Deferred Income Tax		0	0
	Total Deferred Credits		\$10,696,305	\$10,559,932
	Total Liabilities		\$10,719,363	\$10,590,268
	Capital Accounts			
201	Common Stock Issued		\$0	\$0
211	Other Paid-In Capital		0	0
215	Retained Earnings		(1,836,621)	(1,869,421)
218	Proprietary Capital (Sole Props and Partnerships)		0	0
	Total Capital		(\$1,836,621)	(\$1,869,421)
	Total Liabilities and Capital		\$8,882,742	\$8,720,847

Instructions: Fill out the Grey Cells with the relevant information. Input 0 or none if there is nothing recorded in that account or there is no applicable information to report.

Note: Total liabilities and Capital must match total assets for the beginning and end of the year!

ICR Water Users Association
Annual Report
Water Comparative Income Statement
12/31/17

Water Comparative Income Statement			
Account No.	Calendar Year	Current Year 01/01/2017 - 12/31/2017	Last Year 01/01/2016 - 12/31/2016
	Operating Revenue		
461	Metered Water Revenue	\$507,569	\$460,315
460	Unmetered Water Revenue	0	0
462	Fire Protection Revenue	0	0
469	Guaranteed Revenues (Surcharges)	0	0
471	Miscellaneous Service Revenues	0	0
474	Other Water Revenue	3,289	2,576
	Total Revenues	\$510,858	\$462,891
	Operating Expenses		
601	Salaries and Wages	\$0	\$0
604	Employee Pensions and Benefits	0	0
610	Purchased Water	7,224	7,094
615	Purchased Power	104,406	99,533
618	Chemicals	2,425	2,241
620	Materials and Supplies	0	0
620.1	Repairs and Maintenance	43,407	57,596
620.2	Office Supplies and Expense	10,801	9,593
630	Contractual Services	0	0
631	Contractual Services -Engineering	(6,352)	6,352
632	Contractual Services - Accounting	38,486	34,982
633	Contractual Services - Legal	45,954	15,272
634	Contractual Services - Management Fees	122,868	120,774
635	Contractual Services - Water Testing	3,906	1,053
636	Contractual Services - Other	6,313	5,305
640	Rents	0	0
641	Rental of Building/Real Property	0	0
642	Rental of Equipment	0	0
650	Transportation Expenses	0	0
657	Insurance - General Liability	14,331	13,982
657.1	Insurance - Health and Life	0	0
665	Regulatory Commission Expense - Rate	0	0
670	Bad Debt Expense	0	0
675	Miscellaneous Expense	0	0
403	Depreciation Expense (From Schedule AR4)	141,852	169,085
408	Taxes Other Than Income	0	0
408.11	Property Taxes	14,946	15,433
409	Income Taxes	0	0
427.1	Customer Security Deposit Interest	0	0
	Total Operating Expenses	\$550,567	\$558,295
	Operating Income / (Loss)	(\$39,709)	(\$95,404)
	Other Income / (Expense)		
419	Interest and Dividend Income	\$13	\$113
421	Non-Utility Income	8,119	1,108
426	Miscellaneous Non-Utility (Expense)	(793)	(6,338)
427	Interest (Expense)	(426)	(414)
	Total Other Income / (Expense)	\$6,913	(\$5,531)
	Net Income / (Loss)	(\$32,796)	(\$100,935)

Instructions: Fill out the Grey Cells with the relevent information. Input 0 or none if there is nothing recorded in that account or there is no applicable information to report.

ICR Water Users Association
Annual Report
Supplemental Financial Data (Long-Term Debt)
12/31/17

Supplemental Financial Data (Long-Term Debt)				
	Loan #1	Loan #2	Loan #3	Loan #4
Date Issued	None	None	None	None
Source of Loan	NA	NA	NA	NA
ACC Decision No.	NA	NA	NA	NA
Reason for Loan	NA	NA	NA	NA
Dollar Amt. Issued	NA	NA	NA	NA
Amount Outstanding	NA	NA	NA	NA
Date of Maturity	NA	NA	NA	NA
Interest Rate	NA	NA	NA	NA
Current Year Interest	NA	NA	NA	NA
Current Year Principal	NA	NA	NA	NA

Meter Deposit Balance at Test Year End:	\$77,476
---	----------

Meter Deposits Refunded During the Test Year:	\$10,897
---	----------

List all bonds, notes, loans, and other types of indebtedness in which the proceeds were used in the provision of public utility service. Indebtedness incurred for personal uses by the owner of the utility should not be listed. Input 0 or none if there is nothing to report for that cell.

Water Utility Plant Description

Name of the System: ICR
ADEQ Public Water System Number: 13-303

WELLS

ADWR ID No *	Pump Horsepower	Pump Yield (gpm)	Casing Depth (feet)	Casing Diameter (inches)	Pump Motor Type **	Meter Size (inches)	Year Drilled	Arsenic Level (mg/L)
55-542062	75HP	400 GPM	250	8"	NA	6"	NA	0.0000
55-575291	75HP	400 GPM	250	8"	NA	6"	NA	0.0000
None	0	0	0	0	0	0	0	0.0000
Compensation	0	0	0	0	0	0	0	0.0000
Allocated Tips	0	0	0	0	0	0	0	0.0000
Tips	0	0	0	0	0	0	0	0.0000
Reported Tips	0	0	0	0	0	0	0	0.0000
Taxable Group Te	0	0	0	0	0	0	0	0.0000
Fringe Benefit	0	0	0	0	0	0	0	0.0000
Adoption Benefits	0	0	0	0	0	0	0	0.0000
Non Taxable Sick	0	0	0	0	0	0	0	0.0000
Federal Tax	0	0	0	0	0	0	0	0.0000
Federal Withholdi	0	0	0	0	0	0	0	0.0000
Social Security	0	0	0	0	0	0	0	0.0000
Social Security Co	0	0	0	0	0	0	0	0.0000
Social Security Em	0	0	0	0	0	0	0	0.0000

OTHER WATER SOURCES

Name or Description	Capacity (gpm)	Gallons Purchased or Obtained (in thousands)
None	0	0
None	0	0

BOOSTER PUMPS

Horsepower	GPM	Quantity
35 HP	0	2
None	0	0
None	0	0
None	0	0

FIRE HYDRANTS

Type	Quantity
Standard ***	0
Other	0

STORAGE TANKS

Capacity	Material	Quantity
NA	NA	220K
NA	NA	330K
NA	NA	0

PRESSURE/BLADDER TANKS

Capacity	Quantity
NA	0
NA	0
NA	0

Instructions: Fill out the Grey Cells with the relevent information. Input 0 or none if there is nothing recorded in that account or there is no applicable information to report. Copy and paste this sheet as many times as is necessary.

* Arizona Department of Water Resources ("ADWR") well identification number. For example 55-XXXXXX.

** Pump motor type, turbine or submersible.

*** A standard fire hydrant has two 2.5 inch hose connection nozzles with 7.5 threads per inch, and one 4.5 inch pumper connection nozzle with 4 threads per inch.

Water Utility Plant Description (Continued)				
MAINS			CUSTOMER METERS	
Sizes (inches)	Material	Length (feet)	Size (inches)	Quantity
NA	NA	0	5/8 X 3/4	314
NA	NA	0	1	27
NA	NA	0	2	1
NA	NA	0	4	1
NA	NA	0	NA	0
NA	NA	0	NA	0
NA	NA	0	NA	0
NA	NA	0	NA	0
NA	NA	0	NA	0
NA	NA	0	NA	0
NA	NA	0	NA	0
NA	NA	0	NA	0
NA	NA	0	NA	0
NA	NA	0	NA	0
NA	NA	0	NA	0
NA	NA	0	NA	0
NA	NA	0	NA	0
NA	NA	0	NA	0
NA	NA	0	NA	0
NA	NA	0	NA	0

For the following three items, list the utility owned assets in each category for each system.

TREATMENT EQUIPMENT:	CHLORINE INJECTION
STRUCTURES:	2 WELL HOUSES, 1 BOOSTER STATION, 2 STORAGE TANKS
OTHER:	NA

Instructions: Fill out the Grey Cells with the relevent information. Input 0 or none if there is nothing recorded in that account or there is no applicable information to report. Copy and paste this sheet as many times as is necessary.

Water Utility Plant Description

Name of the System: TRR
ADEQ Public Water System Number: 13-263

WELLS

ADWR ID No *	Pump Horsepower	Pump Yield (gpm)	Casing Depth (feet)	Casing Diameter (inches)	Pump Motor Type **	Meter Size (inches)	Year Drilled	Arsenic Level (mg/L)
55-584177	30 HP	325	300	8"	NA	6"	2001	0.0000
55-589659	30 HP	270	275	8"	NA	6"	2002	0.0000
55-589660	30 HP	230	252	8"	NA	6"	2002	0.0000
None	0	0	0	0	NA	0	0	0.0000
None	0	0	0	0	NA	0	0	0.0000
None	0	0	0	0	NA	0	0	0.0000
None	0	0	0	0	NA	0	0	0.0000
None	0	0	0	0	NA	0	0	0.0000
None	0	0	0	0	NA	0	0	0.0000
None	0	0	0	0	NA	0	0	0.0000
None	0	0	0	0	NA	0	0	0.0000
None	0	0	0	0	NA	0	0	0.0000

OTHER WATER SOURCES

Name or Description	Capacity (gpm)	Gallons Purchased or Obtained (in thousands)
NONE		

BOOSTER PUMPS

Horsepower	GPM	Quantity
100 HP		2
75 HP		3
25 HP		2
40 HP		4

FIRE HYDRANTS

Type	Quantity
Standard ***	115
Other	0

STORAGE TANKS

Capacity	Material	Quantity
350K		2

PRESSURE/BLADDER TANKS

Capacity	Quantity
NA	0
NA	0
NA	0

Instructions: Fill out the Grey Cells with the relevant information. Input 0 or none if there is nothing recorded in that account or there is no applicable information to report. Copy and paste this sheet as many times as is necessary.

* Arizona Department of Water Resources ("ADWR") well identification number. For example 55-XXXXXX.

** Pump motor type, turbine or submersible.

*** A standard fire hydrant has two 2.5 inch hose connection nozzles with 7.5 threads per inch, and one 4.5 inch pumper connection nozzle with 4 threads per inch.

Water Utility Plant Description (Continued)					
MAINS				CUSTOMER METERS	
Sizes (inches)	Material	Length (feet)		Size (inches)	Quantity
2	NA	0		5/8 X 3/4	223
3	NA	0		3/4	0
4	NA	0		1	62
5	NA	0		1 1/2	2
6	NA	0		Compound 2	5
8	NA	0		Turbine 2	0
10	NA	0		Compound 3	1
12	NA	0		Turbine 3	0
NA	NA	0		Compound 4	0
NA	NA	0		Turbine 5	0
NA	NA	0		Compound 6	1
NA	NA	0		Turbine 6	0
NA	NA	0		6+	0

For the following three items, list the utility owned assets in each category for each system.

TREATMENT EQUIPMENT:	CHLORINE INJECTION
----------------------	--------------------

STRUCTURES:	3 WELL HOUSES, 3 BOOSTER STATIONS, WELL FILED ELECTRICAL CONTROL HOUSE
-------------	--

OTHER:	2 STORAGE TANKS
--------	-----------------

Instructions: Fill out the Grey Cells with the relevent information. Input 0 or none if there is nothing recorded in that account or there is no applicable information to report. Copy and paste this sheet as many times as is necessary.

ICR Water Users Association
Annual Report
Water Use Data Sheet
12/31/17

Water Use Data Sheet							
Name of the System:		ICR					
ADEQ Public Water System Number:		13-303					
Month	Number of Customers	Gallons Sold (thousands) ¹	Gallons Pumped (thousands) ²	Gallons Purchased (thousands) ³	Estimated Gallons Authorized Use (thousands) ⁴	Purchased Power Expense ⁵	Purchased Power (kWh) ⁶
January	320	1,160,080	1,225,420	0	1,000	\$0	0
February	322	1,044,977	1,095,729	0	500	\$0	0
March	321	1,169,070	1,251,060	0	200	\$0	0
April	331	1,706,240	1,855,264	0	500	\$0	0
May	331	2,411,090	2,843,152	0	300	\$0	0
June	332	3,354,310	3,326,978	0	200	\$0	0
July	329	3,750,630	4,323,095	0	7,000	\$0	0
August	330	2,929,290	2,451,147	0	9,000	\$0	0
September	329	2,369,240	3,098,750	0	1,500	\$0	0
October	329	3,725,590	3,162,491	0	2,000	\$0	0
November	330	2,679,560	2,729,953	0	15,000	\$0	0
December	337	1,657,930	1,773,690	0	15,000	\$0	0
Totals		27,958,007	29,136,729	0	52,200	\$0	0

If the system has fire hydrants, what is the fire flow requirements? GPM for hrs.

Does the system have chlorination treatment?

Is the Water Utility located in an ADWR Active Management Area (AMA)?

If yes, which AMA?

Does the Company have an ADWR Gallons Per Capita Per Day (GPCPD) requirement?

If yes, provide the GPCPD amount:

If applicable, in the space below please provide a description for all un-metered water use along with amounts:

NA

Instructions: Fill out the Grey Cells with the relevant information. Input 0 or none if there is nothing recorded in that account or there is no applicable information to report.

1 Gallons sold - Total gallons from customer meters, and other sold gallons such as Construction water.

2 Gallons pumped - Total gallons from pumped sources.

3 Gallons purchased - Total gallons purchased from other sources.

4 Estimated gallons authorized use - Total estimated gallons from authorized metered or unmetered use. Authorized use such as flushing (mains, services and hydrants) draining/cleaning tanks, process, construction, fire fighting, etc.

5 Enter the total purchased power costs for the power meters associated with this system.

6 Enter the total purchased kWh used by the power meters associated with this system.

ICR Water Users Association
Annual Report
Water Use Data Sheet
12/31/17

Water Use Data Sheet							
Name of the System:		TRR					
ADEQ Public Water System Number:		13-263					
Month	Number of Customers	Gallons Sold (thousands) ¹	Gallons Pumped (thousands) ²	Gallons Purchased (thousands) ³	Estimated Gallons Authorized Use (thousands) ⁴	Purchased Power Expense ⁵	Purchased Power (kWh) ⁶
January	264	813,060	785,007		40,000		
February	266	784,870	651,369		30,000		
March	261	987,290	883,876		25,000		
April	270	6,825,260	6,795,875		30,000		
May	280	13,734,390	13,968,170		30,000		
June	282	15,431,270	15,363,667		40,000		
July	283	17,050,300	17,388,495		25,000		
August	281	7,854,110	7,902,917		20,000		
September	284	1,382,307	15,206,747		25,000		
October	284	14,055,740	12,663,125		30,000		
November	289	11,605,340	11,449,419		40,000		
December	293	6,424,380	6,372,668		30,000		
Totals		96,948,317	109,431,335	0	365,000	\$0	0

If the system has fire hydrants, what is the fire flow requirements? GPM for hrs.

Does the system have chlorination treatment?

Is the Water Utility located in an ADWR Active Management Area (AMA)?
If yes, which AMA?

Does the Company have an ADWR Gallons Per Capita Per Day (GPCPD) requirement?
If yes, provide the GPCPD amount:

If applicable, in the space below please provide a description for all un-metered water use along with amounts:

NA

Instructions: Fill out the Grey Cells with the relevant information. Input 0 or none if there is nothing recorded in that account or there is no applicable information to report.

1 Gallons sold - Total gallons from customer meters.

2 Gallons pumped - Total gallons from pumped sources.

3 Gallons purchased - Total gallons purchased from other sources.

4 Estimated gallons authorized use - Total estimated gallons from authorized metered or unmetered use. Authorized use such as flushing (mains, services and hydrants) draining/cleaning tanks, process, construction, fire fighting, etc.

5 Enter the total purchased power costs for the power meters associated with this system.

6 Enter the total purchased kWh used by the power meters associated with this system.

ICR Water Users Association
Annual Report
Utility Shutoffs / Disconnects
12/31/17

ADEQ System No. :	13-303
-------------------	--------

Utility Shutoffs / Disconnects			
Month	Termination without Notice R14-2-410.B	Termination with Notice R14-2-410.C	Other
January	0	0	0
February	0	0	0
March	0	0	0
April	0	0	0
May	0	0	0
June	0	0	0
July	0	0	0
August	0	0	0
September	0	0	0
October	0	0	0
November	0	0	0
December	0	1	0
Total	0	1	0

Other (description):

NA

Instructions: Fill out the Grey Cells with the relevant information. Input 0 or none if there is nothing recorded in that account or there is no applicable information to report.

ICR Water Users Association
 Annual Report
 Utility Shutoffs / Disconnects
 12/31/17

Annual Report

ADEQ System No. :	13-263
-------------------	--------

Utility Shutoffs / Disconnects			
Month	Termination without Notice R14-2-410.B	Termination with Notice R14-2-410.C	Other
January	0	0	0
February	0	0	0
March	0	0	0
April	0	0	0
May	0	0	0
June	0	0	0
July	0	0	0
August	0	0	0
September	0	0	0
October	0	0	0
November	0	0	0
December	0	0	0
Total	0	0	0

Other (description):

NA

Instructions: Fill out the Grey Cells with the relevant information. Input 0 or none if there is nothing recorded in that account or there is no applicable information to report.

Property Taxes	
-----------------------	--

Amount of actual property taxes paid during Calendar Year 2017 was
--

\$14,946

If no property taxes paid, explain why.
<div></div>

Instructions: Fill out the Grey Cells with the relevant information. Input 0 or none if there is nothing recorded in that account or there is no applicable information to report.

Verification and Sworn Statement (Taxes)

Verification: State of Arizona I, the undersigned of the
(state name)

County of (county name): Yavapai
Name (owner or official) title: Rob Elsroad - Treasurer
Company name: ICR Water Users Association

DO SAY THAT THIS ANNUAL UTILITY PROPERTY TAX AND SALES TAX REPORT TO THE ARIZONA CORPORATION COMMISSION.

FOR THE YEAR ENDING: 12/31/17

HAS BEEN PREPARED UNDER MY DIRECTION, FROM THE ORIGINAL BOOKS, PAPERS AND RECORDS OF SAID UTILITY; THAT I HAVE CAREFULLY EXAMINED THE SAME, AND DECLARE THE SAME TO BE A COMPLETE AND CORRECT STATEMENT OF BUSINESS AND AFFAIRS OF SAID UTILITY FOR THE PERIOD COVERED BY THIS REPORT IN RESPECT TO EACH AND EVERY MATTER AND THING SET FORTH, TO THE BEST OF MY KNOWLEDGE, INFORMATION AND BELIEF.

Sworn Statement: I HEREBY ATTEST THAT ALL PROPERTY TAXES FOR SAID COMPANY ARE CURRENT AND PAID IN FULL.

I HEREBY ATTEST THAT ALL SALES TAXES FOR SAID COMPANY ARE CURRENT AND PAID IN FULL.

Rob Elsroad
signature of owner/official

928-227-3629

telephone no.

RECEIVED

MAY 15 2018

ARIZONA CORP COMMISSION
UTILITIES DIVISION - DIRECTOR'S OFFICE

SUBSCRIBED AND SWORN TO BEFORE ME A NOTARY PUBLIC
IN AND FOR THE COUNTY

THIS

14th

DAY OF


Yavapai
(county name)

May 2018
(month) and (year)

MY COMMISSION EXPIRES

March 12, 2021
(date)

Felicia Robinson
(signature of notary public)



Verification and Sworn Statement

Verification:

State of Arizona I, the undersigned of the
(state name)
County of (county name): Yavapai
Name (owner or official) title: Rob Elsroad - Treasurer
Company name: ICR Water Users Association

DO SAY THAT THIS ANNUAL UTILITY PROPERTY TAX AND SALES TAX REPORT TO THE ARIZONA CORPORATION COMMISSION.

FOR THE YEAR ENDING: 12/31/17

HAS BEEN PREPARED UNDER MY DIRECTION, FROM THE ORIGINAL BOOKS, PAPERS AND RECORDS OF SAID UTILITY; THAT I HAVE CAREFULLY EXAMINED THE SAME, AND DECLARE THE SAME TO BE A COMPLETE AND CORRECT STATEMENT OF BUSINESS AND AFFAIRS OF SAID UTILITY FOR THE PERIOD COVERED BY THIS REPORT IN RESPECT TO EACH AND EVERY MATTER AND THING SET FORTH, TO THE BEST OF MY KNOWLEDGE, INFORMATION AND BELIEF.

Sworn Statement: IN ACCORDANCE WITH THE REQUIREMENTS OF TITLE 40, ARTICLE 8, SECTION 40-401, ARIZONA REVISED STATUTES, IT IS HEREIN REPORTED THAT THE GROSS OPERATING REVENUE OF SAID UTILITY DERIVED FROM ARIZONA INTRASTATE UTILITY OPERATIONS DURING THE CALENDAR YEAR WAS:

Arizona Intrastate Gross Operating Revenues Only (\$)

544,255

(The amount in the box above includes

33,398 in sales taxes
billed or collected)

RECEIVED

MAY 15 2018

ARIZONA CORP COMMISSION
UTILITIES DIVISION - DIRECTOR'S OFFICE

Rob Elsroad

signature of owner/official

928-227-3629

telephone no.

SUBSCRIBED AND SWORN TO BEFORE ME A NOTARY PUBLIC
IN AND FOR THE COUNTY

THIS

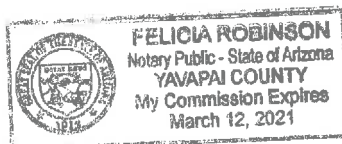
14th

DAY OF

Yavapai
(county name)
May 2018
(month) and (year)

MY COMMISSION EXPIRES

March 12, 2021
(date)



Felicia Robinson
(signature of notary public)

Verification and Sworn Statement (Residential Revenue)

Verification:

State of Arizona I, the undersigned of the
(state name)

County of (county name):

Rob Elsroad - Treasurer

Name (owner or official) title:

0

Company name:

ICR Water Users Association

DO SAY THAT THIS ANNUAL UTILITY PROPERTY TAX AND SALES TAX REPORT TO THE ARIZONA CORPORATION COMMISSION.

FOR THE YEAR ENDING: 12/31/17

HAS BEEN PREPARED UNDER MY DIRECTION, FROM THE ORIGINAL BOOKS, PAPERS AND RECORDS OF SAID UTILITY; THAT I HAVE CAREFULLY EXAMINED THE SAME, AND DECLARE THE SAME TO BE A COMPLETE AND CORRECT STATEMENT OF BUSINESS AND AFFAIRS OF SAID UTILITY FOR THE PERIOD COVERED BY THIS REPORT IN RESPECT TO EACH AND EVERY MATTER AND THING SET FORTH, TO THE BEST OF MY KNOWLEDGE, INFORMATION AND BELIEF.

Sworn Statement: IN ACCORDANCE WITH THE REQUIREMENTS OF TITLE 40, ARTICLE 8, SECTION 40-401, ARIZONA REVISED STATUTES, IT IS HEREIN REPORTED THAT THE GROSS OPERATING REVENUE OF SAID UTILITY DERIVED FROM ARIZONA INTRASTATE UTILITY OPERATIONS RECEIVED FROM RESIDENTIAL CUSTOMERS DURING THE CALENDAR YEAR WAS:

Arizona Intrastate Gross Operating Revenues Only (\$)

\$544,255

(The amount in the box above includes

\$33,398

in sales taxes
billed or collected)

RECEIVED

MAY 15 2018

ARIZONA CORP COMMISSION
UTILITIES DIVISION - DIRECTOR'S OFFICE

R. Elsroad

signature of owner/official

928-220-3629

telephone no.

SUBSCRIBED AND SWORN TO BEFORE ME A NOTARY PUBLIC
IN AND FOR THE COUNTY

Yavapai
(county name)

THIS


14th

DAY OF

May, 2018
(month) and (year)

MY COMMISSION EXPIRES

March 12, 2021
(date)



Felicia Robinson
(signature of notary public)