

ANNUAL REPORT

Of

Company Name:

Management Systems, LLC dba Jake's Corner Water System 211 W. Saddle Lane
--

Mailing Address: Payson AZ
85541

Docket No.: W-20935A
For the Year Ended:

12/31/20

**RECEIVED
BY EMAIL
05/11/2021, 10:35 AM
ARIZONA CORPORATION COMMISSION
UTILITIES DIVISION**

WATER UTILITY

To

Arizona Corporation Commission

Due on April 15th

Email: Util-Compliance@azcc.gov, mail or deliver the completed Annual Report to:
Arizona Corporation Commission
Compliance Section - Utilities Division
1200 West Washington Street
Phoenix, Arizona 85007

Application Type:

Original Filing

Application Date:

5/11/2021

ARIZONA CORPORATION COMMISSION
WATER UTILITY ANNUAL REPORT
Management Systems, LLC dba Jake's Corner Water System
A Class ☐ E Utility

For the Calendar Year Ended: 12/31/20

Primary Address:

302 W. WILLIS STREET, SUITE 203			
City:	PRESCOTT	State:	Arizona
		Zip Code:	86301

Telephone Number:

928-445-5606

Date of Original Organization of Utility:

--

Person to whom correspondence should be addressed concerning this report:

Name:

CHERYL IBBOTSON

Telephone No. :

928-445-5606

Address:

302 W. WILLIS STREET, SUITE 203			
City:	PRESCOTT	State:	Arizona
		Zip Code:	86301

Email:

cherylabbotson@gmail.com
--

Management Contact

Name:	MICHAEL ARMSTEAD		
Telephone No. :	928-951-4000		
Address:	211 SADDLE		
City:	PAYSON	State:	Arizona
		Zip Code:	86335
Email:	ymepayson@msn.com		

NA

Name:			
Telephone No. :			
Address:			
City:		State:	
		Zip Code:	
Email:			

Name:			
Telephone No. :			
Address:			
City:		State:	
		Zip Code:	
Email:			

Name:			
Telephone No. :			
Address:			
City:		State:	
		Zip Code:	
Email:			

Ownership:

--

Counties Served:

--

ARIZONA CORPORATION COMMISSION
WATER UTILITY ANNUAL REPORT
Management Systems, LLC dba Jake's Corner Water System

Important changes during the year
--

No	For those companies not subject to the affiliated interest rules, has there been a change in ownership or direct control during the year?
	If yes, please provide specific details in the box below.
	n/a

No	Has the company been notified by any other regulatory authorities during the year, that they are out of compliance?
	If yes, please provide specific details in the box below.
	n/a

Utility Plant in Service (Water)							
Account No.	Description	Beginning Year Original Cost	Current Year Additions	Current Year Retirements	Adjusted Original Cost	Accumulated Depreciation	OCLD (OC less AD)
301	Organization	\$3,600	\$0	\$0	\$3,600	\$3,600	\$0
302	Franchises	0	\$0	\$0	0	0	0
303	Land and Land Rights	0	\$0	\$0	0	0	0
304	Structures and Improvements	0	\$0	\$0	0	0	0
305	Collecting & Improving Reservoirs	0	\$0	\$0	0	0	0
306	Lake, River, Canal Intakes	0	\$0	\$0	0	0	0
307	Wells and Springs	15,000	\$0	\$0	15,000	15,000	0
308	Infiltration Galleries	5,000	\$0	\$0	5,000	5,000	0
309	Supply Mains	0	\$0	\$0	0	0	0
310	Power Generation Equipment	0	\$0	\$0	0	0	0
311	Pumping Equipment	0	\$0	\$0	0	0	0
320	Water Treatment Equipment	0	\$0	\$0	0	0	0
320.1	Water Treatment Plants	1,187	\$0	\$0	1,187	160	1,027
320.2	Solution Chemical Feeders	0	\$0	\$0	0	0	0
320.3	Point-of-Use Treatment Devices	0	\$0	\$0	0	0	0
330	Distribution Reservoirs and Standpipes	0	\$0	\$0	0	0	0
330.1	Storage Tanks	0	\$0	\$0	0	0	0
330.2	Pressure Tanks	300	\$0	\$0	300	132	168
331	Transmission and Distribution Mains	0	\$0	\$0	0	0	0
333	Services	0	\$0	\$0	0	0	0
334	Meters and Meter Installations	0	\$0	\$0	0	0	0
335	Hydrants	0	\$0	\$0	0	0	0
336	Backflow Prevention Devices	0	\$0	\$0	0	0	0
339	Other Plant and Misc. Equipment	0	\$0	\$0	0	0	0
340	Office Furniture and Equipment	0	\$0	\$0	0	0	0
340.1	Computer & Software	0	\$0	\$0	0	0	0
341	Transportation Equipment	0	\$0	\$0	0	0	0
342	Stores Equipment	0	\$0	\$0	0	0	0
343	Tools, Shop and Garage Equipment	0	\$0	\$0	0	0	0
344	Laboratory Equipment	0	\$0	\$0	0	0	0
345	Power Operated Equipment	0	\$0	\$0	0	0	0
346	Communication Equipment	0	\$0	\$0	0	0	0
347	Miscellaneous Equipment	0	\$0	\$0	0	0	0
348	Other Tangible Plant	0	\$0	\$0	0	0	0
	Totals	\$25,087	\$0	\$0	\$25,087	\$23,892	\$1,195

Management Systems, LLC dba Jake's Corner Water System
Annual Report
Depreciation Expense for the Current Year (Water)
12/31/20

Depreciation Expense for the Current Year (Water)									
Account No.	Description	Beginning Year Original Cost	Current Year Additions	Current Year Retirements	Adjusted Original Cost	Fully Depreciated/Non- depreciable Plant	Depreciable Plant	Depreciation Percentages	Depreciation Expense
301	Organization	\$3,600	\$0	\$0	\$3,600	\$0	\$3,600	0.00%	\$0
302	Franchises	0	0	0	0	0	0	0.00%	0
303	Land and Land Rights	0	0	0	0	0	0	0.00%	0
304	Structures and Improvements	0	0	0	0	0	0	0.00%	0
305	Collecting & Improving Reservoirs	0	0	0	0	0	0	0.00%	0
306	Lake, River, Canal Intakes	0	0	0	0	0	0	0.00%	0
307	Wells and Springs	15,000	0	0	15,000	0	15,000	0.00%	0
308	Infiltration Galleries	5,000	0	0	5,000	0	5,000	0.00%	0
309	Supply Mains	0	0	0	0	0	0	0.00%	0
310	Power Generation Equipment	0	0	0	0	0	0	0.00%	0
311	Pumping Equipment	0	0	0	0	0	0	0.00%	0
320	Water Treatment Equipment	0	0	0	0	0	0	0.00%	0
320.1	Water Treatment Plants	1,187	0	0	1,187	0	1,187	3.33%	40
320.2	Solution Chemical Feeders	0	0	0	0	0	0	0.00%	0
320.3	Point-of-Use Treatment Devices	0	0	0	0	0	0	0.00%	0
330	Distribution Reservoirs and Standpipes	0	0	0	0	0	0	0.00%	0
330.1	Storage Tanks	0	0	0	0	0	0	0.00%	0
330.2	Pressure Tanks	300	0	0	300	132	168	5.00%	15
331	Transmission and Distribution Mains	0	0	0	0	0	0	0.00%	0
333	Services	0	0	0	0	0	0	0.00%	0
334	Meters and Meter Installations	0	0	0	0	0	0	0.00%	0
335	Hydrants	0	0	0	0	0	0	0.00%	0
336	Backflow Prevention Devices	0	0	0	0	0	0	0.00%	0
339	Other Plant and Misc. Equipment	0	0	0	0	0	0	0.00%	0
340	Office Furniture and Equipment	0	0	0	0	0	0	0.00%	0
340.1	Computer & Software	0	0	0	0	0	0	0.00%	0
341	Transportation Equipment	0	0	0	0	0	0	0.00%	0
342	Stores Equipment	0	0	0	0	0	0	0.00%	0
343	Tools, Shop and Garage Equipment	0	0	0	0	0	0	0.00%	0
344	Laboratory Equipment	0	0	0	0	0	0	0.00%	0
345	Power Operated Equipment	0	0	0	0	0	0	0.00%	0
346	Communication Equipment	0	0	0	0	0	0	0.00%	0
347	Miscellaneous Equipment	0	0	0	0	0	0	0.00%	0
348	Other Tangible Plant	0	0	0	0	0	0	0.00%	0
	Subtotal	\$25,087	\$0	\$0	\$25,087	\$132	\$24,955		\$55

Contribution(s) in Aid of Construction (Gross)	\$0
Less: Non Amortizable Contribution(s)	0
Fully Amortized Contribution(s)	0
Amortizable Contribution(s)	<u>\$0</u>
Times: Proposed Amortization Rate	0.22%
Amortization of CIAC	\$0

Less: Amortization of CIAC \$0

DEPRECIATION EXPENSE **\$55**

Management Systems, LLC dba Jake's Corner Water System
Annual Report
Balance Sheet Assets
12/31/20

Balance Sheet Assets				
	Assets		Balance at Beginning of Year (2020)	Balance at End of Year (2020)
Account No.	Current and Accrued Assets			
131	Cash		\$0	\$0
134	Working Funds			
135	Temporary Cash Investments			
141	Customer Accounts Receivable		683	6,139
146	Notes Receivable from Associated Companies			
151	Plant Material and Supplies			
162	Prepayments			
174	Miscellaneous Current and Accrued Assets			
	Total Current and Accrued Assets		\$683	\$6,139
Account No.	Fixed Assets			
101	Utility Plant in Service*		\$25,087	\$25,087
103	Property Held for Future Use			
105	Construction Work in Progress			
108	Accumulated Depreciation (enter as negative)*		(23,837)	(23,892)
121	Non-Utility Property			
122	Accumulated Depreciation - Non Utility			
	Total Fixed Assets		\$1,250	\$1,195
	Total Assets		\$1,933	\$7,334

*Note these items feed automatically from AR3 UPIS Page 4

Management Systems, LLC dba Jake's Corner Water System
Annual Report
Balance Sheet Liabilities and Owners Equity

Balance Sheet Liabilities and Owners Equity				
	Liabilities		Balance at Beginning of Year (2020)	Balance at End of Year (2020)
Account No.	Current Liabilities			
231	Accounts Payable			
232	Notes Payable (Current Portion)			
234	Notes Payable to Associated Companies		3,155	
235	Customer Deposits		322	216
236	Accrued Taxes			0
237	Accrued Interest			
242	Miscellaneous Current and Accrued Liabilities		0	
	Total Current Liabilities		\$3,477	\$216
	Long Term Debt			
224	Long Term Debt (Notes and Bonds)			
	Deferred Credits			
251	Unamortized Premium on Debt			
252	Advances in Aid of Construction			
255	Accumulated Deferred Investment Tax Credits			
271	Contributions in Aid of Construction			
272	Less: Amortization of Contributions			
281	Accumulated Deferred Income Tax			
	Total Deferred Credits		\$0	\$0
	Total Liabilities		\$3,477	\$216
	Capital Accounts			
201	Common Stock Issued			
211	Other Paid-In Capital			
215	Retained Earnings		(1,544)	7,118
218	Proprietary Capital (Sole Props and Partnerships)			
	Total Capital		(\$1,544)	\$7,118
	Total Liabilities and Capital		\$1,933	\$7,334

Note: Total liabilities and Capital must match total assets for the beginning and end of the year!

Management Systems, LLC dba Jake's Corner Water System
Annual Report
Water Comparative Income Statement
12/31/20

Water Comparative Income Statement			
Account No.	Calendar Year	Current Year 01/01/2020 - 12/31/2020	Last Year 01/01/2019 - 12/31/2019
	Operating Revenue		
461	Metered Water Revenue	\$15,540	\$5,488
460	Unmetered Water Revenue	0	0
462	Fire Protection Revenue	0	0
469	Guaranteed Revenues (Surcharges)	0	3,087
471	Miscellaneous Service Revenues	0	23
474	Other Water Revenue	184	105
	Total Revenues	\$15,723	\$8,703
	Operating Expenses		
601	Salaries and Wages	\$0	\$0
604	Employee Pensions and Benefits	0	0
610	Purchased Water	0	
615	Purchased Power	852	879
618	Chemicals	0	0
620	Materials and Supplies	0	
620.1	Repairs and Maintenance	1,311	1,943
620.2	Office Supplies and Expense	455	320
630	Contractual Services	0	0
631	Contractual Services - Engineering	0	0
632	Contractual Services - Accounting	724	895
633	Contractual Services - Legal	0	0
634	Contractual Services - Management Fees	6,000	6,000
635	Contractual Services - Water Testing	1,300	1,173
636	Contractual Services - Other	3,079	2,521
640	Rents	0	0
641	Rental of Building/Real Property	0	0
642	Rental of Equipment	0	0
650	Transportation Expenses	1,451	151
657	Insurance - General Liability	403	320
657.1	Insurance - Health and Life	0	0
665	Regulatory Commission Expense - Rate	0	3,000
670	Bad Debt Expense	0	0
675	Miscellaneous Expense	95	107
403	Depreciation Expense (From Schedule AR4)	55	78
408	Taxes Other Than Income	0	0
408.11	Property Taxes	324	308
409	Income Taxes	0	0
427.1	Customer Security Deposit Interest	8	3
	Total Operating Expenses	\$16,058	\$17,698
	Operating Income / (Loss)	(\$334)	(\$8,995)
	Other Income / (Expense)		
419	Interest and Dividend Income	\$0	\$0
421	Non-Utility Income	9	4
426	Miscellaneous Non-Utility (Expense)	0	0
427	Interest (Expense)	(1)	(3)
	Total Other Income / (Expense)	\$8	\$1
	Net Income / (Loss)	(\$326)	(\$8,994)

Management Systens, LLC dba Jake's Corner Water System
Annual Report
Full time equivalent employees
12/31/20

Full time equivalent employees

	Direct Company	Allocated	Outside service	Total
President	0.0	0.0	0.0	0.0
Vice-president	0.0	0.0	0.0	0.0
Manager	0.0	0.0	1.0	1.0
Engineering Staff	0.0	0.0	0.0	0.0
System Operator(s)	0.0	0.0	1.0	1.0
Meter reader	0.0	0.0	1.0	1.0
Customer Service	0.0	0.0	2.0	2.0
Accounting	0.0	0.0	1.0	1.0
Business Office	0.0	0.0	0.0	0.0
Rates Department	0.0	0.0	0.0	0.0
Administrative Staff	0.0	0.0	0.0	0.0
Other	0.0	0.0	0.0	0.0
Total	0.0	0.0	6.0	6.0

Management Systems, LLC dba Jake's Corner Water System
Annual Report
Supplemental Financial Data (Long-Term Debt)
12/31/20

Supplemental Financial Data (Long-Term Debt)				
	Loan #1	Loan #2	Loan #3	Loan #4
Date Issued	n/a	n/a	n/a	n/a
Source of Loan	n/a	n/a	n/a	n/a
ACC Decision No.	n/a	n/a	n/a	n/a
Reason for Loan	n/a	n/a	n/a	n/a
Dollar Amt. Issued	n/a	n/a	n/a	n/a
Amount Outstanding	n/a	n/a	n/a	n/a
Date of Maturity	n/a	n/a	n/a	n/a
Interest Rate	n/a	n/a	n/a	n/a
Current Year Interest	n/a	n/a	n/a	n/a
Current Year Principal	n/a	n/a	n/a	n/a

Meter Deposit Balance at Test Year End:	\$0
---	-----

Meter Deposits Refunded During the Test Year:	\$0
---	-----

<p><i>List all bonds, notes, loans, and other types of indebtedness in which the proceeds were used in the provision of public utility service. Indebtedness incurred for personal uses by the owner of the utility should <u>not</u> be listed. Input 0 or none if there is nothing to report for that cell.</i></p>
--

Well and Water Usage

[illegible]

Name of system water delivered to:	NA	
ADWR PCC Number:	#N/A	
Source of water delivered to another system	NA	

Name of system water received from:	NA	
ADWR PCC Number:		#N/A
Source of water received	NA	
Well registry 55# (55-XXXXXX):	n/a	

Month	Water withdrawn (gallons) ¹	Water sold (gallons) ²	Water delivered (sold) to other systems (gallons) ³	Water received (purchased) from other systems (gallons) ⁴	Estimated authorized use (gallons) ⁵	Purchased Power Expense ⁶	Purchased Power (kWh) ⁷
January		86,855.00	0.00	0.00	0.00	\$63	
February	557,550.00	301,825.00	0.00	0.00	0.00	190	
March	67,586.00	60,776.00	0.00	0.00	0.00	55	
April	55,130.00	48,420.00	0.00	0.00	0.00	61	
May		115,644.00	0.00	0.00	0.00	74	
June		180,464.00	0.00	0.00	0.00	93	
July		151,620.00	0.00	0.00	0.00	104	
August	209,794.00	158,744.00	0.00	0.00	0.00	82	
September		138,810.00	0.00	0.00	0.00	75	
October		132,980.00	0.00	0.00	0.00	66	
November	398,390.00	89,330.00	0.00	0.00	0.00	53	
December	106,580.00	94,910.00	0.00	0.00	0.00	62	
Totals	1,395,030.00	1,560,378.00	0.00	0.00	0.00	\$977	

If applicable, in the space below please provide a description for all un-metered water use along with amounts:

n/a

- | | |
|---|---|
| 1 | Water withdrawn - Total gallons of water withdrawn from pumped sources. |
| 2 | Water sold - Total gallons from customer meters, and other sales such as construction water. |
| 3 | Water delivered (sold) to other systems - Total gallons of water delivered to other systems. |
| 4 | Water received (purchased) from other systems - Total gallons of water purchased/received from other systems. |
| 5 | Estimated authorized use - Total estimated gallons from authorized metered or unmetered use. Authorized uses such as flushing (mains, services and hydrants) draining/cleaning tanks, process, construction, fire fighting, etc. Non-authorized use (real losses) are service line breaks and leaks, water main breaks, meter inaccuracies and theft. |
| 6 | Enter the total purchased power costs for the power meters associated with this system. |
| 7 | Enter the total purchased kWh used by the power meters associated with this system. |

Water Utility Plant Description

Name of the System:	JAKES CORNER WATER SYSTEM		
ADEQ Public Water System Number:	AZ0404029		
ADWR PCC Number:	91-000832.0000		

MAINS

[illegible]

CUSTOMER METERS

[illegible]

SERVICE LINES

SERVICE LINES		
Material	Percent of system	Year installed

BOOSTER PUMPS

BOOSTER PUMPS		
Horsepower	GPM	Quantity
none		

FIRE HYDRANTS

FIRE HYDRANTS	
Type	Quantity
Standard *	0
Other	0

STORAGE TANKS

[illegible]

PRESSURE/BLADDER TANKS

[illegible]

* A standard fire hydrant has two 2.5 inch hose connection nozzles with 7.5 threads per inch, and one 4.5 inch pumper connection nozzle with 4 threads per inch.

Water Utility Plant Description (Continued)
--

For the following three items, list the utility owned assets in each category for each system.

TREATMENT EQUIPMENT:	n/a
STRUCTURES:	n/a
OTHER:	underground system has no maps and main line and services are unknown - we will need exploratory excavating and a mapping to provide this data

Provide a calculation used to determine the value of one water equivalent residential connection (ERC).

Use one of the following methods:

- (a) If actual flow data are available from the preceding 12 months, divide the total annual single family residence (SFR) gallons sold by the average number of single family residence customers for the same period and divide the result by 365
- (b) If no historical flow data are available, use:

$$ERC = (\text{Total SFR gallons sold (Omit 000)} / 365 \text{ days} / 350 \text{ gallons per day})$$

ERC	
Method used:	

Customer and Other Information	
Name of the System:	JAKES CORNER WATER SYSTEM
ADEQ Public Water System Number:	AZ0404029
ADWR PCC Number:	91-000832.0000

Month	Number of Customers				
	Single-Family	Multi-Family	Commercial	Turf/Irrigation	Other Non-Residential
January	19	0	0	0	0
February	20	0	0	0	0
March	18	0	0	0	0
April	19	0	0	0	0
May	20	0	0	0	0
June	20	0	0	0	0
July	20	0	0	0	0
August	20	0	0	0	0
September	22	0	0	0	0
October	19	0	0	0	0
November	19	0	0	0	0
December	20	0	0	0	0

If the system has fire hydrants, what is the fire flow requirements? GPM for hrs.

Does the system have chlorination treatment?

Does the Company have an ADWR Gallons Per Capita Per Day (GPCPD) requirement?

If yes, provide the GPCPD amount:

Is the Water Utility located in an ADWR Active Management Area (AMA)?

If yes, which AMA?

What is the present system connection capacity (in ERCs *) using existing lines?

What is the future system connection capacity (in ERCs *) upon service area buildout?

Describe any plans and estimated completion dates for any enlargements or improvements of this system.

* an ERC is based on the calculation on the bottom of AR9 page 12.

Management Systems, LLC dba Jake's Corner Water System
Annual Report
 Utility Shutoffs / Disconnects
 12/31/20

Utility Shutoffs / Disconnects	
Name of the System:	JAKES CORNER WATER SYSTEM
ADEQ Public Water System Number:	AZ0404029
ADWR PCC Number:	91-000832.0000

Month	Termination without Notice R14-2-410.B	Termination with Notice R14-2- 410.C	Other
January	0	0	0
February	0	0	0
March	0	0	0
April	0	0	0
May	0	0	0
June	0	0	0
July	0	0	0
August	0	0	0
September	0	0	0
October	0	0	0
November	0	0	0
December	0	0	0
Total	0	0	0

Other (description):

Instructions: Fill out the Grey Cells with the relevent information. Input 0 or none if there is nothing recorded in that account or there is no applicable information to report.

Management Systems, LLC dba Jake's Corner Water System
Annual Report
Property Taxes
12/31/20

Property Taxes	
----------------	--

Amount of actual property taxes paid during Calendar Year 2020 was
--

\$514

If no property taxes paid, explain why.

THE COUNTY WILL NOT ACCEPT PAYMENTS ON CURRENT PROPERTY TAXES UNTIL ALL DELINQUENT TAXES HAVE BEEN PAID. A SEPARATE BANK ACCOUNT HAS BEEN ESTABLISHED TO ACCRUE MONTHLY AMOUNTS TO PAY FOR THESES DELINQUENT TAXES. THE PAYMENT MADE IN 2020 IN THE AMOUNT OF \$514 PAID 2009, 2010, 2011 & 2012 PROPERTY TAXES.
--

Instructions: Fill out the Grey Cells with the relevant information. Input 0 or none if there is nothing recorded in that account or there is no applicable information to report.

Management Systems, LLC dba Jake's Corner Water System
Annual Report
Verification and Sworn Statement (Taxes)
12/31/20

**RECEIVED
BY EMAIL**
04/29/2021, 2:42 PM
ARIZONA CORPORATION COMMISSION
UTILITIES DIVISION

Verification and Sworn Statement (Taxes)

Verification: State of Arizona, I, the undersigned of the
(state name)

County of (county name): Yavapai
Name (owner or official) title: CHERYL IBBOTSON - POA
Company name: Management Systems, LLC dba Jake's Corner Water System

DO SAY THAT THIS ANNUAL UTILITY PROPERTY TAX AND SALES TAX REPORT TO THE ARIZONA CORPORATION COMMISSION.

FOR THE YEAR ENDING: 12/31/20

HAS BEEN PREPARED UNDER MY DIRECTION, FROM THE ORIGINAL BOOKS, PAPERS AND RECORDS OF SAID UTILITY; THAT I HAVE CAREFULLY EXAMINED THE SAME, AND DECLARE THE SAME TO BE A COMPLETE AND CORRECT STATEMENT OF BUSINESS AND AFFAIRS OF SAID UTILITY FOR THE PERIOD COVERED BY THIS REPORT IN RESPECT TO EACH AND EVERY MATTER AND THING SET FORTH, TO THE BEST OF MY KNOWLEDGE, INFORMATION AND BELIEF.

Sworn Statement: I HEREBY ATTEST THAT ALL PROPERTY TAXES FOR SAID COMPANY ARE NOT CURRENT AND PAID IN FULL.

I HEREBY ATTEST THAT ALL SALES TAXES FOR SAID COMPANY ARE CURRENT AND PAID IN FULL.

Cheryl Ibbotson
signature of owner/official

928-445-5606
telephone no.

SUBSCRIBED AND SWORN TO BEFORE ME A NOTARY PUBLIC
IN AND FOR THE COUNTY

THIS


29th

DAY OF

Yavapai
(county name)
April, 2021
(month) and (year)

MY COMMISSION EXPIRES

3/12/25
(date)



Felicia Robinson
(signature of notary public)

Verification and Sworn Statement

Verification:

State of Arizona I, the undersigned of the
(state name)
County of (county name): Yavapai
Name (owner or official) title: CHERYL IBBOTSON - POA
Company name: Management Systems, LLC dba Jake's Corner Water System

DO SAY THAT THIS ANNUAL UTILITY PROPERTY TAX AND SALES TAX REPORT TO THE ARIZONA CORPORATION COMMISSION.

FOR THE YEAR ENDING: 12/31/20

HAS BEEN PREPARED UNDER MY DIRECTION, FROM THE ORIGINAL BOOKS, PAPERS AND RECORDS OF SAID UTILITY; THAT I HAVE CAREFULLY EXAMINED THE SAME, AND DECLARE THE SAME TO BE A COMPLETE AND CORRECT STATEMENT OF BUSINESS AND AFFAIRS OF SAID UTILITY FOR THE PERIOD COVERED BY THIS REPORT IN RESPECT TO EACH AND EVERY MATTER AND THING SET FORTH, TO THE BEST OF MY KNOWLEDGE, INFORMATION AND BELIEF.

Sworn Statement: IN ACCORDANCE WITH THE REQUIREMENTS OF TITLE 40, ARTICLE 8, SECTION 40-401, ARIZONA REVISED STATUTES, IT IS HEREIN REPORTED THAT THE GROSS OPERATING REVENUE OF SAID UTILITY DERIVED FROM ARIZONA INTRASTATE UTILITY OPERATIONS DURING THE CALENDAR YEAR WAS:


Arizona Intrastate Gross Operating Revenues Only (\$)

\$16,618

(The amount in the box above includes

\$1,046 in sales taxes

billed or collected)


signature of owner/official

928-445-5606
telephone no.

SUBSCRIBED AND SWORN TO BEFORE ME A NOTARY PUBLIC
IN AND FOR THE COUNTY

THIS


29th


DAY OF

Yavapai
(county name)
April, 2021
(month) and (year)

MY COMMISSION EXPIRES

3/12/25
(date)




(signature of notary public)

Verification and Sworn Statement (Residential Revenue)

Verification:

State of Arizona, the undersigned of the
(state name)

County of (county name): Yavapai
Name (owner or official) title: CHERYL IBBOTSON - POA
Company name: Management Systems, LLC dba Jake's Corner Water System

DO SAY THAT THIS ANNUAL UTILITY PROPERTY TAX AND SALES TAX REPORT TO THE ARIZONA CORPORATION COMMISSION.

FOR THE YEAR ENDING: 12/31/20

HAS BEEN PREPARED UNDER MY DIRECTION, FROM THE ORIGINAL BOOKS, PAPERS AND RECORDS OF SAID UTILITY; THAT I HAVE CAREFULLY EXAMINED THE SAME, AND DECLARE THE SAME TO BE A COMPLETE AND CORRECT STATEMENT OF BUSINESS AND AFFAIRS OF SAID UTILITY FOR THE PERIOD COVERED BY THIS REPORT IN RESPECT TO EACH AND EVERY MATTER AND THING SET FORTH, TO THE BEST OF MY KNOWLEDGE, INFORMATION AND BELIEF.

Sworn Statement:

IN ACCORDANCE WITH THE REQUIREMENTS OF TITLE 40, ARTICLE 8, SECTION 40-401, ARIZONA REVISED STATUTES, IT IS HEREIN REPORTED THAT THE GROSS OPERATING REVENUE OF SAID UTILITY DERIVED FROM ARIZONA INTRASTATE UTILITY OPERATIONS RECEIVED FROM RESIDENTIAL CUSTOMERS DURING THE CALENDAR YEAR WAS:

Arizona Intrastate Gross Operating Revenues Only (\$)

\$16.618

(The amount in the box above includes

\$1.046 in sales taxes
billed or collected)

Cheryl Ibbotson
signature of owner/official

928-445-5606

telephone no.

SUBSCRIBED AND SWORN TO BEFORE ME A NOTARY-PUBLIC
IN AND FOR THE COUNTY Yavapai

(county name)

THIS

29th


DAY OF

April, 2021
(month) and (year)

MY COMMISSION EXPIRES

3/12/25
(date)

Felicia Robinson
(signature of notary public)



RECEIVED
BY EMAIL

04/29/2021, 2:42 PM

ARIZONA CORPORATION COMMISSION
UTILITIES DIVISION

Management Systems, LLC dba Jake's Corner Water System
Annual Report
for Income Tax Statement of Certification
12/31/20

for Income Tax Statement of Certification

Verification:

State of Arizona I, the undersigned of the
(state name)

County of (county name): Yavapai
Name (owner or official) title: CHERYL IBBOTSON - POA
Company name: Management Systems, LLC dba Jake's Corner Water System

FOR THE YEAR ENDING: 12/31/20

Sworn Statement:

IN ACCORDANCE WITH THE REQUIREMENTS OF DECISION NO. 77084, BECAUSE THE UTILITY REQUIRES THE GROSS UP OF ADVANCES AND CONTRIBUTIONS, I HEREBY STATE THAT THE UTILITY A NET INCREASE IN CURRENT INCOME TAX EXPENSE OR A DECREASE IN DEFERRED TAX ASSET FOR A CARRY FORWARD ACCORDING TO GAAP IN AN AMOUNT EQUAL TO OR GREATER THAN THE AMOUNT OF THE REQUIRED GROSS UP PAID BY DEVELOPERS IN THE PERIOD COVERED BY THIS ANNUAL REPORT.

[Signature]
signature of owner/official
928-445-5606
telephone no.

SUBSCRIBED AND SWORN TO BEFORE ME A NOTARY PUBLIC
IN AND FOR THE COUNTY

Yavapai
(county name)

THIS


29th

DAY OF

April 2021
(month) and (year)

MY COMMISSION EXPIRES

3/12/25
(date)



[Signature]
(signature of notary public)