

ANNUAL REPORT

Of

Company Name: La Casita Water Company, Inc.
PO Box 85160

Mailing Address: Tucson AZ
85754

Docket No.: W-02542A
For the Year Ended: 12/31/18



WATER UTILITY

To

Arizona Corporation Commission

Due on April 15th

Email: rdelafuente@azcc.gov, mail or deliver the completed Annual Report to:
Arizona Corporation Commission
Compliance Section - Utilities Division
1200 West Washington Street
Phoenix, Arizona 85007

Application Type: Original Filing
Application Date: 4/15/2019

4-23-19

ARIZONA CORPORATION COMMISSION
WATER UTILITY ANNUAL REPORT
La Casita Water Company, Inc.
A Class ☐ Utility

1. For the Calendar Year Ended: 12/31/18

2. Address:

PO Box 85160			
City:	Tucson	State:	Arizona
		Zip Code:	85754

3. Telephone Number:

520-623-5172

4. Date of Original Organization of Utility:

8/14/1989

5. Person to whom correspondence should be addressed concerning this report:

Name:

Bonnie O'Connor

Telephone No. :

520-623-5172

Address:

PO Box 85160			
City:	Tucson	State:	Arizona
		Zip Code:	85754

Email:

info@southwesternutility.com

6. On-Site Manager:

Name:

Jason Long

Telephone No. :

520-431-7723

Address:

PO Box 85160			
City:	Tucson	State:	Arizona
		Zip Code:	85754

Email:

info@southwesternutility.com

7. Ownership:

"S" Corporation

8. Counties Served:

Pima

La Casita Water Company, Inc.
Annual Report
Utility Plant in Service (Water)
12/31/18

Utility Plant in Service (Water)							
Account No.	Description	Beginning Year Original Cost	Current Year Additions	Current Year Retirements	Adjusted Original Cost	Accumulated Depreciation	OCLD (OC less AD)
301	Organization	\$0			\$0		\$0
302	Franchises				0		0
303	Land and Land Rights	10,971			10,971		10,971
304	Structures and Improvements	9,195			9,195	7,271	1,924
305	Collecting & Improving Reservoirs				0		0
306	Lake, River, Canal Intakes				0		0
307	Wells and Springs	68,949			68,949	60,086	8,863
308	Infiltration Galleries				0		0
309	Supply Mains				0		0
310	Power Generation Equipment				0		0
311	Pumping Equipment	175,168	14,439		189,607	111,846	77,761
320	Water Treatment Equipment				0		0
320.1	Water Treatment Plants				0		0
320.2	Solution Chemical Feeders	2,227			2,227	983	1,244
320.3	Point-of-Use Treatment Devices				0		0
330	Distribution Reservoirs and Standpipes	102,855			102,855	93,461	9,394
330.1	Storage Tanks				0		0
330.2	Pressure Tanks	15,515			15,515	2,715	12,800
331	Transmission and Distribution Mains	312,169			312,169	309,522	2,647
333	Services	23,096	1,548		24,644	14,180	10,464
334	Meters and Meter Installations	67,885	489		68,374	48,337	20,037
335	Hydrants				0		0
336	Backflow Prevention Devices				0		0
339	Other Plant and Misc. Equipment	12,632			12,632	12,632	0
340	Office Furniture and Equipment	1,732			1,732	1,473	259
340.1	Computer & Software				0		0
341	Transportation Equipment				0	(630)	630
342	Stores Equipment				0		0
343	Tools, Shop and Garage Equipment	649			649	649	0
344	Laboratory Equipment				0		0
345	Power Operated Equipment				0		0
346	Communication Equipment				0		0
347	Miscellaneous Equipment	2,086			2,086	2,086	0
348	Other Tangible Plant				0		0
	Totals	\$805,129	\$16,476	\$0	\$821,605	\$664,611	\$156,994

Instructions: Fill out the Grey Cells with the relevant information. Input 0 or none if there is nothing recorded in that account or there is no applicable information to report.

La Casita Water Company, Inc.
Annual Report
Depreciation Expense for the Current Year (Water)
12/31/18

Depreciation Expense for the Current Year (Water)								
Account No.	Description	Beginning Year Original Cost	Current Year Additions	Current Year Retirements	Adjusted Original Cost	Fully Depreciated/Non- depreciable Plant	Depreciation Percentages	Depreciation Expense
301	Organization	\$0	\$0	\$0	\$0		0.00%	\$0
302	Franchises	0	0	0	0		0.00%	0
303	Land and Land Rights	10,971	0	0	10,971	10,971	0.00%	0
304	Structures and Improvements	9,195	0	0	9,195		5.00%	460
305	Collecting & Improving Reservoirs	0	0	0	0		5.00%	0
306	Lake, River, Canal Intakes	0	0	0	0		5.00%	0
307	Wells and Springs	68,949	0	0	68,949		5.00%	3,447
308	Infiltration Galleries	0	0	0	0		5.00%	0
309	Supply Mains	0	0	0	0		5.00%	0
310	Power Generation Equipment	0	0	0	0		5.00%	0
311	Pumping Equipment	175,168	14,439	0	189,607		5.00%	9,119
320	Water Treatment Equipment	0	0	0	0		5.00%	0
320.1	Water Treatment Plants	0	0	0	0		5.00%	0
320.2	Solution Chemical Feeders	2,227	0	0	2,227		5.00%	111
320.3	Point-of-Use Treatment Devices	0	0	0	0		5.00%	0
330	Distribution Reservoirs and Standpipes	102,855	0	0	102,855		5.00%	5,143
330.1	Storage Tanks	0	0	0	0		5.00%	0
330.2	Pressure Tanks	15,515	0	0	15,515		5.00%	776
331	Transmission and Distribution Mains	312,169	0	0	312,169		5.00%	15,608
333	Services	23,096	1,548	0	24,644		5.00%	1,194
334	Meters and Meter Installations	67,885	489	0	68,374		5.00%	3,406
335	Hydrants	0	0	0	0		5.00%	0
336	Backflow Prevention Devices	0	0	0	0		5.00%	0
339	Other Plant and Misc. Equipment	12,632	0	0	12,632	12,632	5.00%	0
340	Office Furniture and Equipment	1,732	0	0	1,732		5.00%	87
340.1	Computer & Software	0	0	0	0		5.00%	0
341	Transportation Equipment	0	0	0	0		5.00%	70
342	Stores Equipment	0	0	0	0		5.00%	0
343	Tools, Shop and Garage Equipment	649	0	0	649	649	5.00%	0
344	Laboratory Equipment	0	0	0	0		5.00%	0
345	Power Operated Equipment	0	0	0	0		5.00%	0
346	Communication Equipment	0	0	0	0		5.00%	0
347	Miscellaneous Equipment	2,086	0	0	2,086	2,086	5.00%	0
348	Other Tangible Plant	0	0	0	0			0
	Subtotal	\$805,129	\$16,476	\$0	\$821,605	\$26,338		\$39,421

Contribution(s) in Aid of Construction (Gross)	\$99,369
Less: Non Amortizable Contribution(s)	0
Fully Amortized Contribution(s)	0
Amortizable Contribution(s)	\$99,369
Times: Proposed Amortization Rate	5.00%
Amortization of CIAC	\$4,817

Less: Amortization of CIAC

DEPRECIATION EXPENSE

Instructions: Fill out the Grey Cells with the relevant information. Input 0 or none if there is nothing recorded in that account or there is no applicable information to report.

La Casita Water Company, Inc.
Annual Report
Balance Sheet Assets
12/31/18

Balance Sheet Assets				
	Assets		Balance at Beginning of Year (2018)	Balance at End of Year (2018)
Account No.	Current and Accrued Assets			
131	Cash		\$37,570	\$49,607
134	Working Funds			
135	Temporary Cash Investments			
141	Customer Accounts Receivable		20,962	19,707
146	Notes Receivable from Associated Companies			
151	Plant Material and Supplies			
162	Prepayments			
174	Miscellaneous Current and Accrued Assets		34,121	34,121
	Total Current and Accrued Assets		\$92,653	\$103,435
Account No.	Fixed Assets			
101	Utility Plant in Service*		\$805,129	\$821,605
103	Property Held for Future Use			
105	Construction Work in Progress			
108	Accumulated Depreciation (enter as negative)*		(625,189)	(664,611)
121	Non-Utility Property			
122	Accumulated Depreciation - Non Utility			
	Total Fixed Assets		\$179,940	\$156,994
	Total Assets		\$272,593	\$260,429

Instructions: Fill out the Grey Cells with the relevant information. Input 0 or none if there is nothing recorded in that account or there is no applicable information to report.

*Note these items feed automatically from AR3 UPIS Page 3

La Casita Water Company, Inc.
Annual Report
Balance Sheet Liabilities and Owners Equity

Balance Sheet Liabilities and Owners Equity				
	Liabilities		Balance at Beginning of Year (2018)	Balance at End of Year (2018)
Account No.	Current Liabilities			
231	Accounts Payable		\$6,255	\$12,683
232	Notes Payable (Current Portion)			
234	Notes Payable to Associated Companies		11,365	
235	Customer Deposits		13,806	13,995
236	Accrued Taxes		3,928	3,625
237	Accrued Interest			
242	Miscellaneous Current and Accrued Liabilities			11,365
	Total Current Liabilities		\$35,354	\$41,668
	Long Term Debt			
224	Long Term Debt (Notes and Bonds)		\$0	\$0
	Deferred Credits			
251	Unamortized Premium on Debt		\$0	\$0
252	Advances in Aid of Construction		7,600	6,387
255	Accumulated Deferred Investment Tax Credits			
271	Contributions in Aid of Construction		99,369	99,369
272	Less: Amortization of Contributions		(43,973)	(48,790)
281	Accumulated Deferred Income Tax			
	Total Deferred Credits		\$62,996	\$56,966
	Total Liabilities		\$98,350	\$98,634
	Capital Accounts			
201	Common Stock Issued		\$500	\$500
211	Other Paid-In Capital		102,526	102,526
215	Retained Earnings		71,217	58,769
218	Proprietary Capital (Sole Props and Partnerships)			
	Total Capital		\$174,243	\$161,795
	Total Liabilities and Capital		\$272,593	\$260,429

Instructions: Fill out the Grey Cells with the relevant information. Input 0 or none if there is nothing recorded in that account or there is no applicable information to report.

Note: Total liabilities and Capital must match total assets for the beginning and end of the year!

La Casita Water Company, Inc.
Annual Report
Water Comparative Income Statement
12/31/18

Water Comparative Income Statement			
Account No.	Calendar Year	Current Year 01/01/2018 - 12/31/2018	Last Year 01/01/2017 - 12/31/2017
	Operating Revenue		
461	Metered Water Revenue	\$272,338	\$275,243
460	Unmetered Water Revenue		
462	Fire Protection Revenue		
469	Guaranteed Revenues (Surcharges)		
471	Miscellaneous Service Revenues		
474	Other Water Revenue	7,216	7,905
	Total Revenues	\$279,554	\$283,148
	Operating Expenses		
601	Salaries and Wages	\$90,000	\$90,000
604	Employee Pensions and Benefits		
610	Purchased Water		
615	Purchased Power	25,780	26,761
618	Chemicals	1,474	1,669
620	Materials and Supplies		
620.1	Repairs and Maintenance	7,366	5,476
620.2	Office Supplies and Expense	4,105	4,284
630	Contractual Services		
631	Contractual Services -Engineering		
632	Contractual Services - Accounting	6,051	6,100
633	Contractual Services - Legal		
634	Contractual Services - Management Fees	66,000	65,496
635	Contractual Services - Water Testing	2,964	5,167
636	Contractual Services - Other	520	585
640	Rents		
641	Rental of Building/Real Property		
642	Rental of Equipment		
650	Transportation Expenses	2,949	2,746
657	Insurance - General Liability	2,399	2,387
657.1	Insurance - Health and Life		
665	Regulatory Commission Expense - Rate		
670	Bad Debt Expense		
675	Miscellaneous Expense	2,995	2,955
403	Depreciation Expense (From Schedule AR4)	34,604	33,965
408	Taxes Other Than Income	6,969	6,969
408.11	Property Taxes	12,474	12,597
409	Income Taxes		
427.1	Customer Security Deposit Interest	350	264
	Total Operating Expenses	\$267,000	\$267,421
	Operating Income / (Loss)	\$12,554	\$15,727
	Other Income / (Expense)		
419	Interest and Dividend Income	\$0	\$0
421	Non-Utility Income		
426	Miscellaneous Non-Utility (Expense)		
427	Interest (Expense)		
	Total Other Income / (Expense)	\$0	\$0
	Net Income / (Loss)	\$12,554	\$15,727

Instructions: Fill out the Grey Cells with the relevant information. Input 0 or none if there is nothing recorded in that account or there is no applicable information to report.

La Casita Water Company, Inc.
 Annual Report
 Full time equivalent employees
 12/31/18

Full time equivalent employees

	Direct Company	Outside service	Total
President	0.3		0.3
Vice-president			0.0
Manager		difficult	#####
Engineering Staff		to	#####
System Operator(s)		determine	#####
Meter reader		without	#####
Customer Service		significant	#####
Accounting		analysis	#####
Business Office	0.3		0.3
Rates Department			0.0
Administrative Staff	0.3		0.3
Other	0.5		0.5
Total	1.3	0.0	#####

Instructions: Fill out the Grey Cells with the relevant information. Input 0 or none if there is nothing recorded in that account or there is no applicable information to report. A full-time employee is based on 2080 total hours per year. Please calculate partial employees using 2080 hours.

La Casita Water Company, Inc.
Annual Report
Supplemental Financial Data (Long-Term Debt)
12/31/18

Supplemental Financial Data (Long-Term Debt)				
	Loan #1	Loan #2	Loan #3	Loan #4
Date Issued	No loans			
Source of Loan				
ACC Decision No.				
Reason for Loan				
Dollar Amt. Issued				
Amount Outstanding				
Date of Maturity				
Interest Rate				
Current Year Interest				
Current Year Principal				

Meter Deposit Balance at Test Year End:	\$6,387
---	---------

Meter Deposits Refunded During the Test Year:	\$1,563
---	---------

List all bonds, notes, loans, and other types of indebtedness in which the proceeds were used in the provision of public utility service. Indebtedness incurred for personal uses by the owner of the utility should not be listed. Input 0 or none if there is nothing to report for that cell.

Well and Water Usage

[illegible]

Name of system water delivered to:	
ADWR PCC Number:	
Source of water delivered to another system	

Name of system water received from:	
ADWR PCC Number:	
Source of water received	
Well registry 55# (55-XXXXXX):	

Month	Water withdrawn (acre ft) ¹	Water sold (acre ft) ²	Water delivered (sold) to other systems (acre ft) ³	Water received (purchased) from other systems (acre ft) ⁴	Estimated authorized use (acre ft) ⁵	Purchased Power Expense ⁶	Purchased Power (kWh) ⁷
January	3	2	0	0	0	\$607	3,814
February	2	3	0	0	0	539	3,432
March	2	2	0	0	0	505	3,124
April	3	2	0	0	0	650	4,071
May	4	3	0	0	0	597	3,665
June	3	3	0	0	0	680	3,954
July	3	2	0	0	0	729	4,259
August	3	3	0	0	0	624	3,602
September	2	2	0	0	0	526	2,995
October	3	3	0	0	0	563	3,299
November	2	3	0	0	0	462	2,868
December	2	2	0	0	0	436	2,687
Totals	31	29	0	0	0	\$6,918	41,770

If applicable, in the space below please provide a description for all un-metered water use along with amounts:

N/A

Instructions: Fill out the Grey Cells with the relevant information. Input 0 or none if there is nothing recorded in that account or there is no applicable information to report.

- 1 Water withdrawn - Total acre feet of water withdrawn from pumped sources.
- 2 Water sold - Total acre feet from customer meters, and other sales such as construction water.
- 3 Water delivered (sold) to other systems - Total acre feet of water delivered to other systems.
- 4 Water received (purchased) from other systems - Total acre feet of water purchased/received from other systems.
- 5 Estimated authorized use - Total estimated acre feet from authorized metered or unmetered use. Authorized uses such as flushing (mains, services and hydrants) draining/cleaning tanks, process, construction, fire fighting, etc. Non-authorized use (real losses) are service line breaks and leaks, water main breaks, meter inaccuracies and theft.
- 6 Enter the total purchased power costs for the power meters associated with this system.
- 7 Enter the total purchased kWh used by the power meters associated with this system.

Water Utility Plant Description		
Name of the System:	LA CASITA WC - 1	
ADEQ Public Water System Number:	AZ0410409	
ADWR PCC Number:	91-000512.0000	

MAINS		
Sizes (inches)	Material	Length (feet)
4.00	PVC	5,167

CUSTOMER METERS	
Size (inches)	Quantity
5/8 X 3/4	76

SERVICE LINES	
Material	Percent of system

BOOSTER PUMPS		
Horsepower	GPM	Quantity
5	85	2

FIRE HYDRANTS	
Type	Quantity
Standard *	0
Other	0

STORAGE TANKS		
Capacity (gallons)	Material	Quantity
30,000	Steel	1

PRESSURE/BLADDER TANKS		
Capacity (gallons)	Material	Quantity
2,000	Steel	1

Instructions: Fill out the Grey Cells with the relevant information. Input 0 or none if there is nothing recorded in that account or there is no applicable information to report. Copy and paste this sheet as many times as is necessary.

* A standard fire hydrant has two 2.5 inch hose connection nozzles with 7.5 threads per inch, and one 4.5 inch pumper connection nozzle with 4 threads per inch.

Water Utility Plant Description (Continued)
--

For the following three items, list the utility owned assets in each category for each system.

TREATMENT EQUIPMENT:	N/A
STRUCTURES:	500 feet of chain link fence
OTHER:	N/A

Instructions: Fill out the Grey Cells with the relevant information. Input 0 or none if there is nothing recorded in that account or there is no applicable information to report. Copy and paste this sheet as many times as is necessary.

Well and Water Usage

[illegible]

Name of system water delivered to:		
ADWR PCC Number:		
Source of water delivered to another system		
Name of system water received from:		
ADWR PCC Number:		
Source of water received		
Well registry 55# (55-XXXXXX):		

Month	Water withdrawn (acre ft) ¹	Water sold (acre ft) ²	Water delivered (sold) to other systems (acre ft) ³	Water received (purchased) from other systems (acre ft) ⁴	Estimated authorized use (acre ft) ⁵	Purchased Power Expense ⁶	Purchased Power (kW) ⁷
January	3	3	0	0	0	\$441	2,871
February	2	2	0	0	0	390	2,485
March	2	2	0	0	0	350	2,259
April	3	3	0	0	0	473	3,070
May	4	4	0	0	0	519	3,327
June	4	4	0	0	0	666	4,041
July	4	4	0	0	0	753	4,582
August	4	4	0	0	0	608	3,678
September	3	3	0	0	0	539	3,248
October	4	4	0	0	0	515	3,153
November	3	3	0	0	0	408	2,670
December	2	2	0	0	0	419	2,749
Totals	39	37	0	0	0	\$6,081	38,133

If applicable, in the space below please provide a description for all un-metered water use along with amounts:

N/A

Instructions: Fill out the Grey Cells with the relevant information. Input 0 or none if there is nothing recorded in that account or there is no applicable information to report.

- | | |
|---|---|
| 1 | Water withdrawn - Total acre feet of water withdrawn from pumped sources. |
| 2 | Water sold - Total acre feet from customer meters, and other sales such as construction water. |
| 3 | Water delivered (sold) to other systems - Total acre feet of water delivered to other systems. |
| 4 | Water received (purchased) from other systems - Total acre feet of water purchased/received from other systems. |
| 5 | Estimated authorized use - Total estimated acre feet from authorized metered or unmetered use. Authorized uses such as flushing (mains, services and hydrants) draining/cleaning tanks, process, construction, fire fighting, etc. Non-authorized use (real losses) are service line breaks and leaks, water main breaks, meter inaccuracies and theft. |
| 6 | Enter the total purchased power costs for the power meters associated with this system. |
| 7 | Enter the total purchased kWh used by the power meters associated with this system. |

Water Utility Plant Description

Name of the System:	LA CASITA WC - 2	
ADEQ Public Water System Number:	AZ0410410	
ADWR PCC Number:	91-000513.0000	

MAINS		
Sizes (inches)	Material	Length (feet)
4.00	PVC	15,405
6.00	PVC	4,027

CUSTOMER METERS	
Size (inches)	Quantity
5/8 X 3/4	115

SERVICE LINES	
Material	Percent of system

BOOSTER PUMPS		
Horsepower	GPM	Quantity
5	85	2

FIRE HYDRANTS	
Type	Quantity
Standard *	0
Other	0

STORAGE TANKS		
Capacity (gallons)	Material	Quantity
7,000	Steel	3
2,000	Steel	1

PRESSURE/BLADDER TANKS		
Capacity (gallons)	Material	Quantity
5,000	Steel	1
120	Steel/rubber	2

Instructions: Fill out the Grey Cells with the relevant information. Input 0 or none if there is nothing recorded in that account or there is no applicable information to report. Copy and paste this sheet as many times as is necessary.

* A standard fire hydrant has two 2.5 inch hose connection nozzles with 7.5 threads per inch, and one 4.5 inch pumper connection nozzle with 4 threads per inch.

Water Utility Plant Description (Continued)

For the following three items, list the utility owned assets in each category for each system.

TREATMENT EQUIPMENT:	N/A
-------------------------	-----

STRUCTURES:	510 feet of chain link fence
-------------	------------------------------

OTHER:	N/A
--------	-----

Instructions: Fill out the Grey Cells with the relevant information. Input 0 or none if there is nothing recorded in that account or there is no applicable information to report. Copy and paste this sheet as many times as is necessary.

Well and Water Usage

[illegible]

Name of system water delivered to:	
ADWR PCC Number:	
Source of water delivered to another system	

Name of system water received from:		
ADWR PCC Number:		
Source of water received		
Well registry 55# (55-XXXXXX):		

Month	Water withdrawn (acre ft) ¹	Water sold (acre ft) ²	Water delivered (sold) to other systems (acre ft) ³	Water received (purchased) from other systems (acre ft) ⁴	Estimated authorized use (acre ft) ⁵	Purchased Power Expense ⁶	Purchased Power (kWh) ⁷
January	7	6	0	0	0	\$901	5,811
February	6	5	0	0	0	779	4,960
March	5	5	0	0	0	737	4,708
April	7	6	0	0	0	961	6,186
May	10	9	0	0	0	1,087	6,976
June	10	9	0	0	0	1,450	8,765
July	9	8	0	0	0	1,555	9,423
August	10	9	0	0	0	1,299	7,827
September	6	6	0	0	0	1,155	6,927
October	9	8	0	0	0	1,169	7,141
November	7	6	0	0	0	821	5,507
December	5	5	0	0	0	867	5,638
Totals	90	83	0	0	0	\$12,781	79,869

If applicable, in the space below please provide a description for all un-metered water use along with amounts:

N/A

Instructions: Fill out the Grey Cells with the relevant information. Input 0 or none if there is nothing recorded in that account or there is no applicable information to report.

- 1 Water withdrawn - Total acre feet of water withdrawn from pumped sources.
2 Water sold - Total acre feet from customer meters, and other sales such as construction water.
3 Water delivered (sold) to other systems - Total acre feet of water delivered to other systems.
4 Water received (purchased) from other systems - Total acre feet of water purchased/received from other systems.
5 Estimated authorized use - Total estimated acre feet from authorized metered or unmetered use. Authorized uses such as flushing (mains, services and hydrants) draining/cleaning tanks, process, construction, fire fighting, etc. Non-authorized use (real losses) are service line breaks and leaks, water main breaks, meter inaccuracies and theft.
6 Enter the total purchased power costs for the power meters associated with this system.
7 Enter the total purchased kWh used by the power meters associated with this system.

Water Utility Plant Description

Name of the System:	LA CASITA WC - 3	
ADEQ Public Water System Number:	AZ0420606	
ADWR PCC Number:	91-000811.0000	

MAINS		
Sizes (inches)	Material	Length (feet)
4.00	PVC	5,814
6.00	PVC	5,170

CUSTOMER METERS	
Size (inches)	Quantity
5/8 X 3/4	264

SERVICE LINES	
Material	Percent of system

BOOSTER PUMPS		
Horsepower	GPM	Quantity
5	85	4

FIRE HYDRANTS	
Type	Quantity
Standard *	0
Other	0

STORAGE TANKS		
Capacity (gallons)	Material	Quantity
25,000	Steel	2

PRESSURE/BLADDER TANKS		
Capacity (gallons)	Material	Quantity
5,000	Steel	2

Instructions: Fill out the Grey Cells with the relevant information. Input 0 or none if there is nothing recorded in that account or there is no applicable information to report. Copy and paste this sheet as many times as is necessary.

* A standard fire hydrant has two 2.5 inch hose connection nozzles with 7.5 threads per inch, and one 4.5 inch pumper connection nozzle with 4 threads per inch.

Water Utility Plant Description (Continued)

For the following three items, list the utility owned assets in each category for each system.

TREATMENT EQUIPMENT:	Chlorinator at well 3
STRUCTURES:	685 feet of chain link fence at wll 3 and 585 feet of chain link fence at well 5.
OTHER:	N/A

Instructions: Fill out the Grey Cells with the relevant information. Input 0 or none if there is nothing recorded in that account or there is no applicable information to report. Copy and paste this sheet as many times as is necessary.

Customer and Other Information		
Name of the System:	LA CASITA WC - 1	
ADEQ Public Water System Number:	AZ0410409	
ADWR PCC Number:	91-000512.0000	

Month	Number of Customers				
	Single-Family	Multi-Family	Commercial	Turf/Irrigation	Other Non-Residential
January	70	0	0	0	0
February	70	0	0	0	0
March	71	0	0	0	0
April	72	0	0	0	0
May	72	0	0	0	0
June	72	0	0	0	0
July	71	0	0	0	0
August	72	0	0	0	0
September	70	0	0	0	0
October	70	0	0	0	0
November	70	0	0	0	0
December	71	0	0	0	0

If the system has fire hydrants, what is the fire flow requirements? GPM for hrs.

Does the system have chlorination treatment?

Does the Company have an ADWR Gallons Per Capita Per Day (GPCPD) requirement?

If yes, provide the GPCPD amount:

Is the Water Utility located in an ADWR Active Management Area (AMA)?
If yes, which AMA?

Instructions: Fill out the Grey Cells with the relevant information. Input 0 or none if there is nothing recorded in that account or there is no applicable information to report. Copy and paste this sheet as many times as is necessary.

Customer and Other Information	
Name of the System:	LA CASITA WC - 2
ADEQ Public Water System Number:	AZ0410410
ADWR PCC Number:	91-000513.0000

Month	Number of Customers				
	Single-Family	Multi-Family	Commercial	Turf/Irrigation	Other Non-Residential
January	104	0	1	0	0
February	104	0	1	0	0
March	105	0	1	0	0
April	106	0	1	0	0
May	106	0	1	0	0
June	105	0	1	0	0
July	106	0	1	0	0
August	104	0	1	0	0
September	104	0	1	0	0
October	104	0	1	0	0
November	104	0	1	0	0
December	104	0	1	0	0

If the system has fire hydrants, what is the fire flow requirements? GPM for hrs.

Does the system have chlorination treatment?

Does the Company have an ADWR Gallons Per Capita Per Day (GPCPD) requirement?

If yes, provide the GPCPD amount:

Is the Water Utility located in an ADWR Active Management Area (AMA)?
If yes, which AMA?

Instructions: Fill out the Grey Cells with the relevant information. Input 0 or none if there is nothing recorded in that account or there is no applicable information to report. Copy and paste this sheet as many times as is necessary.

Customer and Other Information	
Name of the System:	LA CASITA WC - 3
ADEQ Public Water System Number:	AZ0420606
ADWR PCC Number:	91-000811.0000

Month	Number of Customers				
	Single-Family	Multi-Family	Commercial	Turf/Irrigation	Other Non-Residential
January	231	0	0	0	0
February	232	0	0	0	0
March	231	0	0	0	0
April	233	0	0	0	0
May	235	0	0	0	0
June	235	0	0	0	0
July	237	0	0	0	0
August	236	0	0	0	0
September	234	0	0	0	0
October	236	0	0	0	0
November	237	0	0	0	0
December	237	0	0	0	0

If the system has fire hydrants, what is the fire flow requirements? GPM for hrs.

Does the system have chlorination treatment?

Does the Company have an ADWR Gallons Per Capita Per Day (GPCPD) requirement?

If yes, provide the GPCPD amount:

Is the Water Utility located in an ADWR Active Management Area (AMA)?
If yes, which AMA?

Instructions: Fill out the Grey Cells with the relevant information. Input 0 or none if there is nothing recorded in that account or there is no applicable information to report. Copy and paste this sheet as many times as is necessary.

Property Taxes	
----------------	--

Amount of actual property taxes paid during Calendar Year 2018 was	\$12,534
--	----------

If no property taxes paid, explain why.

N/A

Instructions: Fill out the Grey Cells with the relevant information. Input 0 or none if there is nothing recorded in that account or there is no applicable information to report.

La Casita Water Company, Inc.
Annual Report
Verification and Sworn Statement (Taxes)
12/31/18

Verification and Sworn Statement (Taxes)

Verification: State of Arizona I, the undersigned of the
(state name)

County of (county name): Pima
Name (owner or official) title: Bonnie O'Connor
Company name: La Casita Water Company, Inc.

RECEIVED

APR 15 2019

ARIZONA CORP COMMISSION
UTILITIES DIVISION - DIRECTOR'S OFFICE

DO SAY THAT THIS ANNUAL UTILITY PROPERTY TAX AND SALES TAX REPORT TO THE ARIZONA CORPORATION COMMISSION.

FOR THE YEAR ENDING: 12/31/18

HAS BEEN PREPARED UNDER MY DIRECTION, FROM THE ORIGINAL BOOKS, PAPERS AND RECORDS OF SAID UTILITY; THAT I HAVE CAREFULLY EXAMINED THE SAME, AND DECLARE THE SAME TO BE A COMPLETE AND CORRECT STATEMENT OF BUSINESS AND AFFAIRS OF SAID UTILITY FOR THE PERIOD COVERED BY THIS REPORT IN RESPECT TO EACH AND EVERY MATTER AND THING SET FORTH, TO THE BEST OF MY KNOWLEDGE, INFORMATION AND BELIEF.

Sworn Statement: I HEREBY ATTEST THAT ALL PROPERTY TAXES FOR SAID COMPANY ARE CURRENT AND PAID IN FULL.

I HEREBY ATTEST THAT ALL SALES TAXES FOR SAID COMPANY ARE CURRENT AND PAID IN FULL.

[Signature]
signature of owner/official

520-623-5172
telephone no.


SUBSCRIBED AND SWORN TO BEFORE ME A NOTARY PUBLIC
IN AND FOR THE COUNTY

THIS 10th DAY OF

Pima
(county name)
Apr. 1 2019
(month) and (year)

MY COMMISSION EXPIRES

5/22/19
(date)



[Signature]
(signature of notary public)

Verification and Sworn Statement

Verification:

State of Arizona I, the undersigned of the
(state name)

County of (county name):

Pima

Name (owner or official) title:

Bonnie O'Connor

Company name:

La Casita Water Company, Inc.

RECEIVED

APR 15 2019

ARIZONA CORP COMMISSION
UTILITIES DIVISION - DIRECTOR'S OFFICE

DO SAY THAT THIS ANNUAL UTILITY PROPERTY TAX AND SALES TAX REPORT TO THE ARIZONA CORPORATION COMMISSION.

FOR THE YEAR ENDING: 12/31/18

HAS BEEN PREPARED UNDER MY DIRECTION, FROM THE ORIGINAL BOOKS, PAPERS AND RECORDS OF SAID UTILITY; THAT I HAVE CAREFULLY EXAMINED THE SAME, AND DECLARE THE SAME TO BE A COMPLETE AND CORRECT STATEMENT OF BUSINESS AND AFFAIRS OF SAID UTILITY FOR THE PERIOD COVERED BY THIS REPORT IN RESPECT TO EACH AND EVERY MATTER AND THING SET FORTH, TO THE BEST OF MY KNOWLEDGE, INFORMATION AND BELIEF.

Sworn Statement: IN ACCORDANCE WITH THE REQUIREMENTS OF TITLE 40, ARTICLE 8, SECTION 40-401, ARIZONA REVISED STATUTES, IT IS HEREIN REPORTED THAT THE GROSS OPERATING REVENUE OF SAID UTILITY DERIVED FROM ARIZONA INTRASTATE UTILITY OPERATIONS DURING THE CALENDAR YEAR WAS:

Arizona Intrastate Gross Operating Revenues Only (\$)

\$296,919

(The amount in the box above includes

\$17,365

in sales taxes
billed or collected)

[Signature]
signature of owner/official

520-623-5172

telephone no.

SUBSCRIBED AND SWORN TO BEFORE ME A NOTARY PUBLIC
IN AND FOR THE COUNTY

THIS

10th

DAY OF


Pima

(county name)

APR 1 2019
(month) and (year)

MY COMMISSION EXPIRES

5/27/19
(date)



[Signature]
(signature of notary public)

Verification and Sworn Statement (Residential Revenue)

Verification:

State of Arizona, the undersigned of the
(state name)

County of (county name):

Pima

Name (owner or official) title:

Bonnie O'Connor

Company name:

La Casita Water Company, Inc.

RECEIVED

APR 15 2019

ARIZONA CORP COMMISSION
UTILITIES DIVISION - DIRECTOR'S OFFICE

DO SAY THAT THIS ANNUAL UTILITY PROPERTY TAX AND SALES TAX REPORT TO THE ARIZONA CORPORATION COMMISSION.

FOR THE YEAR ENDING: 12/31/18

HAS BEEN PREPARED UNDER MY DIRECTION, FROM THE ORIGINAL BOOKS, PAPERS AND RECORDS OF SAID UTILITY; THAT I HAVE CAREFULLY EXAMINED THE SAME, AND DECLARE THE SAME TO BE A COMPLETE AND CORRECT STATEMENT OF BUSINESS AND AFFAIRS OF SAID UTILITY FOR THE PERIOD COVERED BY THIS REPORT IN RESPECT TO EACH AND EVERY MATTER AND THING SET FORTH, TO THE BEST OF MY KNOWLEDGE, INFORMATION AND BELIEF.

Sworn Statement: IN ACCORDANCE WITH THE REQUIREMENTS OF TITLE 40, ARTICLE 8, SECTION 40-401, ARIZONA REVISED STATUTES, IT IS HEREIN REPORTED THAT THE GROSS OPERATING REVENUE OF SAID UTILITY DERIVED FROM ARIZONA INTRASTATE UTILITY OPERATIONS RECEIVED FROM RESIDENTIAL CUSTOMERS DURING THE CALENDAR YEAR WAS:

Arizona Intrastate Gross Operating Revenues Only (\$)

\$295,258

(The amount in the box above includes

\$16,975 in sales taxes

billed or collected)

Bonnie O'Connor
signature of owner/official

520-623-5172

telephone no.

SUBSCRIBED AND SWORN TO BEFORE ME A NOTARY PUBLIC
IN AND FOR THE COUNTY

Pima
(county name)

THIS


10th

DAY OF

April 2019
(month) and (year)

MY COMMISSION EXPIRES

5/27/19
(date)



[Signature]
(signature of notary public)

Company	La Casita Water Company, Inc.	
Docket No.:	W-02542A	
Name of the System:	LA CASITA WC - 1	
ADEQ Public Water System Number:		AZ0410409
ADWR PCC Number:		91-000512.0000

2018 Utility Shutoffs / Disconnects			
Month	Termination without Notice R14-2-410.B	Termination with Notice R14-2- 410.C	Other
January	0	2	0
February	0	2	0
March	0	2	0
April	0	4	0
May	0	2	0
June	0	4	0
July	0	3	0
August	0	5	0
September	0	2	0
October	0	3	0
November	0	3	0
December	0	2	0
Total	0	34	0

Other (description):

N/A

Instructions: Fill out the Grey Cells with the relevant information. Input 0 or none if there is nothing recorded in that account or there is no applicable information to report.