

ANNUAL REPORT

Of

Company Name:

Lagoon Estates Water Company, Inc.

2600 N. 44th St., Ste. 203

Mailing Address:

Phoenix AZ
85008

**RECEIVED
BY EMAIL**

04/29/2021, 9:30 AM

**ARIZONA CORPORATION COMMISSION
UTILITIES DIVISION**

Docket No.: W-01825A

For the Year Ended:

12/31/20

WATER UTILITY

To

Arizona Corporation Commission

Due on April 15th

Email: Util-Compliance@azcc.gov, mail or deliver the completed Annual Report to:

Arizona Corporation Commission
Compliance Section - Utilities Division
1200 West Washington Street
Phoenix, Arizona 85007

Application Type:

Original Filing

Application Date:

5/5/2021

ARIZONA CORPORATION COMMISSION
WATER UTILITY ANNUAL REPORT
Lagoon Estates Water Company, Inc.
A Class ☐ Utility

For the Calendar Year Ended: 12/31/20

Primary Address:

2600 N. 44TH ST, STE 203			
City:	PHOENIX	State:	Arizona
		Zip Code:	85008

Telephone Number:

602-274-0211

Date of Original Organization of Utility:

5/1/1977

Person to whom correspondence should be addressed concerning this report:

Name:

TERRY GEMAR

Telephone No. :

602-275-0211

Address:

2600 N. 44TH ST, STE 203			
City:	PHOENIX	State:	Arizona
		Zip Code:	85008

Email:

SHERRILLFARMSI@MSN.COM
--

On-Site Manager
Name:

KAREN BRERETON

Telephone No. :

928-768-3384

Address:

1795 POPLAR DR			
City:	MOHAVE VALLEY	State:	Arizona
		Zip Code:	86440

Email:

kabaz7@citlink.net
--

Owner
Name:

CHARLES B SHERRILL JR

Telephone No. :

602-275-5402

Address:

2600 N 44TH ST, STE 203			
City:	PHOENIX	State:	Arizona
		Zip Code:	85008

Email:

SHERRILLFARMSI@MSN.COM
--

Name:	N/A		
Telephone No. :			
Address:			
City:		State:	
		Zip Code:	
Email:			

Name:	N/A		
Telephone No. :			
Address:			
City:		State:	
		Zip Code:	
Email:			

Ownership:

"S" Corporation

Counties Served:

Mohave

Important changes during the year
--

	For those companies not subject to the affiliated interest rules, has there been a change in ownership or direct control during the year?
--	---

	If yes, please provide specific details in the box below.
--	---

	N/A
--	-----

	Has the company been notified by any other regulatory authorities during the year, that they are out of compliance?
--	---

	If yes, please provide specific details in the box below.
--	---

	N/A
--	-----

Utility Plant in Service (Water)							
Account No.	Description	Beginning Year Original Cost	Current Year Additions	Current Year Retirements	Adjusted Original Cost	Accumulated Depreciation	OCLD (OC less AD)
301	Organization	\$0	\$0	\$0	\$0	\$0	\$0
302	Franchises	0	0	0	0	0	0
303	Land and Land Rights	28,262	0	0	28,262	0	28,262
304	Structures and Improvements	43,779	0	0	43,779	43,779	0
305	Collecting & Improving Reservoirs	0	0	0	0	0	0
306	Lake, River, Canal Intakes	0	0	0	0	0	0
307	Wells and Springs	105,304	32,626	0	137,930	100,501	37,429
308	Infiltration Galleries	0	0	0	0	0	0
309	Supply Mains	0	0	0	0	0	0
310	Power Generation Equipment	0	0	0	0	0	0
311	Pumping Equipment	117,549	0	0	117,549	117,549	0
320	Water Treatment Equipment	0	0	0	0	0	0
320.1	Water Treatment Plants	0	0	0	0	0	0
320.2	Solution Chemical Feeders	0	0	0	0	0	0
320.3	Point-of-Use Treatment Devices	25,452	0	0	25,452	0	25,452
330	Distribution Reservoirs and Standpipes	0	0	0	0	0	0
330.1	Storage Tanks	76,020	0	0	76,020	67,593	8,427
330.2	Pressure Tanks	0	0	0	0	0	0
331	Transmission and Distribution Mains	241,640	0	0	241,640	235,820	5,820
333	Services	0	0	0	0	0	0
334	Meters and Meter Installations	57,027	1,750	0	58,777	58,777	0
335	Hydrants	448	0	0	448	0	448
336	Backflow Prevention Devices	0	0	0	0	0	0
339	Other Plant and Misc. Equipment	7,661	0	0	7,661	3,412	4,249
340	Office Furniture and Equipment	13,461	0	0	13,461	13,461	0
340.1	Computer & Software	0	0	0	0	0	0
341	Transportation Equipment	4,387	0	0	4,387	0	4,387
342	Stores Equipment	0	0	0	0	0	0
343	Tools, Shop and Garage Equipment	0	0	0	0	0	0
344	Laboratory Equipment	0	0	0	0	0	0
345	Power Operated Equipment	0	0	0	0	0	0
346	Communication Equipment	0	0	0	0	0	0
347	Miscellaneous Equipment	0	0	0	0	0	0
348	Other Tangible Plant	0	0	0	0	0	0
	Totals	\$720,990	\$34,376	\$0	\$755,366	\$640,892	\$114,474

Lagoon Estates Water Company, Inc.
Annual Report
Depreciation Expense for the Current Year (Water)
12/31/20

Depreciation Expense for the Current Year (Water)									
Account No.	Description	Beginning Year Original Cost	Current Year Additions	Current Year Retirements	Adjusted Original Cost	Fully Depreciated/Non- depreciable Plant	Depreciable Plant	Depreciation Percentages	Depreciation Expense
301	Organization	\$0	\$0	\$0	\$0	\$0	\$0	0.00%	\$0
302	Franchises	0	0	0	0	\$0	0	0.00%	0
303	Land and Land Rights	28,262	0	0	28,262	\$0	28,262	0.00%	0
304	Structures and Improvements	43,779	0	0	43,779	\$0	43,779	0.00%	0
305	Collecting & Improving Reservoirs	0	0	0	0	\$0	0	0.00%	0
306	Lake, River, Canal Intakes	0	0	0	0	\$0	0	0.00%	0
307	Wells and Springs	105,304	32,626	0	137,930	\$0	137,930	3.33%	4,050
308	Infiltration Galleries	0	0	0	0	\$0	0	0.00%	0
309	Supply Mains	0	0	0	0	\$0	0	0.00%	0
310	Power Generation Equipment	0	0	0	0	\$0	0	0.00%	0
311	Pumping Equipment	117,549	0	0	117,549	\$0	117,549	0.00%	0
320	Water Treatment Equipment	0	0	0	0	\$0	0	0.00%	0
320.1	Water Treatment Plants	0	0	0	0	\$0	0	0.00%	0
320.2	Solution Chemical Feeders	0	0	0	0	\$0	0	0.00%	0
320.3	Point-of-Use Treatment Devices	25,452	0	0	25,452	\$0	25,452	0.00%	0
330	Distribution Reservoirs and Standpipes	0	0	0	0	\$0	0	0.00%	0
330.1	Storage Tanks	76,020	0	0	76,020	\$0	76,020	2.20%	1,672
330.2	Pressure Tanks	0	0	0	0	\$0	0	0.00%	0
331	Transmission and Distribution Mains	241,640	0	0	241,640	\$0	241,640	2.00%	4,833
333	Services	0	0	0	0	\$0	0	0.00%	0
334	Meters and Meter Installations	57,027	1,750	0	58,777	\$0	58,777	8.33%	4,823
335	Hydrants	448	0	0	448	\$0	448	0.00%	0
336	Backflow Prevention Devices	0	0	0	0	\$0	0	0.00%	0
339	Other Plant and Misc. Equipment	7,661	0	0	7,661	\$0	7,661	6.67%	511
340	Office Furniture and Equipment	13,461	0	0	13,461	0	13,461	6.67%	898
340.1	Computer & Software	0	0	0	0	0	0	0.00%	0
341	Transportation Equipment	4,387	0	0	4,387	0	4,387	0.00%	0
342	Stores Equipment	0	0	0	0	0	0	0.00%	0
343	Tools, Shop and Garage Equipment	0	0	0	0	0	0	0.00%	0
344	Laboratory Equipment	0	0	0	0	0	0	0.00%	0
345	Power Operated Equipment	0	0	0	0	0	0	0.00%	0
346	Communication Equipment	0	0	0	0	0	0	0.00%	0
347	Miscellaneous Equipment	0	0	0	0	0	0	0.00%	0
348	Other Tangible Plant	0	0	0	0	0	0	0.00%	0
	Subtotal	\$720,990	\$34,376	\$0	\$755,366	\$0	\$755,366		\$16,787

Contribution(s) in Aid of Construction (Gross)

Less: Non Amortizable Contribution(s)

Fully Amortized Contribution(s)

Amortizable Contribution(s)

Times: Proposed Amortization Rate

Amortization of CIAC

\$0

2.22%

\$0

Less: Amortization of CIAC **\$0**

DEPRECIATION EXPENSE **\$16,787**

Lagoon Estates Water Company, Inc.
Annual Report
Balance Sheet Assets
12/31/20

Balance Sheet Assets				
	Assets		Balance at Beginning of Year (2020)	Balance at End of Year (2020)
Account No.	Current and Accrued Assets			
131	Cash		\$15,633	\$5,355
134	Working Funds			
135	Temporary Cash Investments			
141	Customer Accounts Receivable			
146	Notes Receivable from Associated Companies			
151	Plant Material and Supplies		5,729	5,729
162	Prepayments			
174	Miscellaneous Current and Accrued Assets			
	Total Current and Accrued Assets		\$21,362	\$11,085
Account No.	Fixed Assets			
101	Utility Plant in Service*		\$720,990	\$755,366
103	Property Held for Future Use			
105	Construction Work in Progress			
108	Accumulated Depreciation (enter as negative)*		(647,584)	(640,892)
121	Non-Utility Property			
122	Accumulated Depreciation - Non Utility			
	Total Fixed Assets		\$73,406	\$114,474
	Total Assets		\$94,768	\$125,559

*Note these items feed automatically from AR3 UPIS Page 4

Lagoon Estates Water Company, Inc.
Annual Report
Balance Sheet Liabilities and Owners Equity

Balance Sheet Liabilities and Owners Equity				
	Liabilities		Balance at Beginning of Year (2020)	Balance at End of Year (2020)
Account No.	Current Liabilities			
231	Accounts Payable		\$1	\$1,074
232	Notes Payable (Current Portion)			
234	Notes Payable to Associated Companies			
235	Customer Deposits		27,335	29,437
236	Accrued Taxes		5,363	9,249
237	Accrued Interest		138	
242	Miscellaneous Current and Accrued Liabilities			
	Total Current Liabilities		\$32,837	\$39,761
	Long Term Debt			
224	Long Term Debt (Notes and Bonds)			
	Deferred Credits			
251	Unamortized Premium on Debt			
252	Advances in Aid of Construction		35,339	35,209
255	Accumulated Deferred Investment Tax Credits			
271	Contributions in Aid of Construction			
272	Less: Amortization of Contributions			
281	Accumulated Deferred Income Tax			
	Total Deferred Credits		\$35,339	\$35,209
	Total Liabilities		\$68,176	\$74,970
	Capital Accounts			
201	Common Stock Issued		\$75,215	\$75,215
211	Other Paid-In Capital		101,471	101,471
215	Retained Earnings		(150,094)	(126,097)
218	Proprietary Capital (Sole Props and Partnerships)			
	Total Capital		\$26,592	\$50,589
	Total Liabilities and Capital		\$94,768	\$125,559

Note: Total liabilities and Capital must match total assets for the beginning and end of the year!

Lagoon Estates Water Company, Inc.
Annual Report
Water Comparative Income Statement
12/31/20

Water Comparative Income Statement			
Account No.	Calendar Year	Current Year 01/01/2020 - 12/31/2020	Last Year 01/01/2019 - 12/31/2019
	Operating Revenue		
461	Metered Water Revenue	\$175,833	\$188,850
460	Unmetered Water Revenue	0	0
462	Fire Protection Revenue	0	0
469	Guaranteed Revenues (Surcharges)	0	0
471	Miscellaneous Service Revenues	7,402	7,069
474	Other Water Revenue	7,810	14,591
	Total Revenues	\$191,045	\$210,510
	Operating Expenses		
601	Salaries and Wages	\$88,912	\$86,116
604	Employee Pensions and Benefits	0	0
610	Purchased Water	0	0
615	Purchased Power	12,501	13,098
618	Chemicals	1,612	445
620	Materials and Supplies	4,936	10,884
620.1	Repairs and Maintenance	13,985	12,379
620.2	Office Supplies and Expense	13,273	14,522
630	Contractual Services	0	0
631	Contractual Services - Engineering	0	0
632	Contractual Services - Accounting	0	0
633	Contractual Services - Legal	0	0
634	Contractual Services - Management Fees	8,775	11,625
635	Contractual Services - Water Testing	3,656	4,020
636	Contractual Services - Other	0	0
640	Rents	8,775	11,625
641	Rental of Building/Real Property	0	0
642	Rental of Equipment	0	0
650	Transportation Expenses	3,782	4,342
657	Insurance - General Liability	8,024	8,628
657.1	Insurance - Health and Life	4,888	10,685
665	Regulatory Commission Expense - Rate	0	0
670	Bad Debt Expense	0	0
675	Miscellaneous Expense	4,153	6,295
403	Depreciation Expense (From Schedule AR4)	16,787	16,686
408	Taxes Other Than Income	10,221	10,279
408.11	Property Taxes	8,883	9,080
409	Income Taxes	0	0
427.1	Customer Security Deposit Interest	0	0
	Total Operating Expenses	\$213,163	\$230,709
	Operating Income / (Loss)	(\$22,118)	(\$20,199)
	Other Income / (Expense)		
419	Interest and Dividend Income	\$0	\$0
421	Non-Utility Income	0	0
426	Miscellaneous Non-Utility (Expense)	0	0
427	Interest (Expense)	44	0
	Total Other Income / (Expense)	\$44	\$0
	Net Income / (Loss)	(\$22,073)	(\$20,199)

Lagoon Estates Water Company, Inc.
Annual Report
Full time equivalent employees
12/31/20

Full time equivalent employees

	Direct Company	Allocated	Outside service	Total
President				0.0
Vice-president				0.0
Manager				0.0
Engineering Staff				0.0
System Operator(s)	1.0			1.0
Meter reader	1.0			1.0
Customer Service	1.0			1.0
Accounting				0.0
Business Office				0.0
Rates Department				0.0
Administrative Staff				0.0
Other				0.0
Total	3.0	0.0	0.0	3.0

Lagoon Estates Water Company, Inc.
Annual Report
Supplemental Financial Data (Long-Term Debt)
12/31/20

Supplemental Financial Data (Long-Term Debt)				
	Loan #1	Loan #2	Loan #3	Loan #4
Date Issued	NONE	NONE	NONE	NONE
Source of Loan	NONE	NONE	NONE	NONE
ACC Decision No.	NONE	NONE	NONE	NONE
Reason for Loan	NONE	NONE	NONE	NONE
Dollar Amt. Issued	NONE	NONE	NONE	NONE
Amount Outstanding	NONE	NONE	NONE	NONE
Date of Maturity	NONE	NONE	NONE	NONE
Interest Rate	NONE	NONE	NONE	NONE
Current Year Interest	NONE	NONE	NONE	NONE
Current Year Principal	NONE	NONE	NONE	NONE

Meter Deposit Balance at Test Year End:	\$5,308
---	---------

Meter Deposits Refunded During the Test Year:	\$663
---	-------

List all bonds, notes, loans, and other types of indebtedness in which the proceeds were used in the provision of public utility service. Indebtedness incurred for personal uses by the owner of the utility should not be listed. Input 0 or none if there is nothing to report for that cell.

Well and Water Usage

[illegible]

Name of system water delivered to:	
ADWR PCC Number:	
Source of water delivered to another system	

Name of system water received from:	
ADWR PCC Number:	
Source of water received	
Well registry 55# (55-XXXXXX):	

Month	Water withdrawn (gallons)1	Water sold (gallons)2	Water delivered (sold) to other systems (gallons)3	Water received (purchased) from other systems (gallons)4	Estimated authorized use (gallons)5	Purchased Power Expense ⁶	Purchased Power (kWh) ⁷
January	1,430,000.00	1,590,000.00				\$1,064	7,628
February	1,684,000.00	1,684,000.00				1,004	6,286
March	1,397,000.00	2,751,290.00				808	3,939
April	2,135,000.00	2,016,000.00				769	3,054
May	1,924,000.00	1,872,000.00				760	3,401
June	2,406,000.00	2,168,000.00				884	4,347
July	2,763,000.00	2,551,000.00				896	4,462
August	2,791,000.00	2,384,000.00				975	5,196
September	2,366,000.00	2,205,000.00				891	4,765
October	2,299,000.00	2,052,000.00				873	4,051
November	2,298,000.00	2,036,000.00				891	4,378
December	2,036,000.00	1,679,000.00				569	3,007
Totals	25,529,000.00	24,988,290.00	0.00	0.00	0.00	\$10,385	54,514

If applicable, in the space below please provide a description for all un-metered water use along with amounts:

FLUSHING: 610,000	THEFT: 70,000	LEAKS: 40,000
-------------------	---------------	---------------

- | | |
|---|---|
| 1 | Water withdrawn - Total gallons of water withdrawn from pumped sources. |
| 2 | Water sold - Total gallons from customer meters, and other sales such as construction water. |
| 3 | Water delivered (sold) to other systems - Total gallons of water delivered to other systems. |
| 4 | Water received (purchased) from other systems - Total gallons of water purchased/received from other systems. |
| 5 | Estimated authorized use - Total estimated gallons from authorized metered or unmetered use. Authorized uses such as flushing (mains, services and hydrants) draining/cleaning tanks, process, construction, fire fighting, etc. Non-authorized use (real losses) are service line breaks and leaks, water main breaks, meter inaccuracies and theft. |
| 6 | Enter the total purchased power costs for the power meters associated with this system. |
| 7 | Enter the total purchased kWh used by the power meters associated with this system. |

Well and Water Usage

[illegible]

Name of system water delivered to:	
ADWR PCC Number:	
Source of water delivered to another system	

Name of system water received from:	
ADWR PCC Number:	
Source of water received	
Well registry 55# (55-XXXXXX):	

Month	Water withdrawn (gallons)1	Water sold (gallons)2	Water delivered (sold) to other systems (gallons)3	Water received (purchased) from other systems (gallons)4	Estimated authorized use (gallons)5	Purchased Power Expense ⁶	Purchased Power (kWh)7
January	237,000.00	192,000.00				\$53	268
February	297,000.00	248,000.00				57	303
March	297,000.00	379,000.00				55	293
April	653,000.00	650,000.00				55	292
May	409,000.00	406,000.00				105	768
June	373,000.00	358,000.00				77	501
July	389,000.00	369,000.00				79	521
August	306,000.00	296,000.00				70	433
September	297,000.00	282,000.00				72	453
October	386,000.00	381,000.00				73	462
November	280,000.00	275,000.00				68	414
December	224,000.00	224,000.00				51	264
Totals	4,148,000.00	4,060,000.00	0.00	0.00	0.00	\$814	4,972

If applicable, in the space below please provide a description for all un-metered water use along with amounts:

FLUSHING - 88,000

Instructions: Fill out the Grey Cells with the relevant information. Input 0 or none if there is nothing recorded in that account or there is no applicable information to report.

- | | |
|---|---|
| 1 | Water withdrawn - Total gallons of water withdrawn from pumped sources. |
| 2 | Water sold - Total gallons from customer meters, and other sales such as construction water. |
| 3 | Water delivered (sold) to other systems - Total gallons of water delivered to other systems. |
| 4 | Water received (purchased) from other systems - Total gallons of water purchased/received from other systems. |

#VALUE!

6 Enter the total purchased power costs for the power meters associated with this system.

7 Enter the total purchased kWh used by the power meters associated with this system.

Water Utility Plant Description

Name of the System:	LAGOON ESTATES WATER CO - UNIT 7		
ADEQ Public Water System Number:	AZ0408021		
ADWR PCC Number:	91-000317.0000		

MAINS

[illegible]

CUSTOMER METERS

[illegible]

SERVICE LINES

SERVICE LINES		
Material	Percent of system	Year installed

BOOSTER PUMPS

BOOSTER PUMPS		
Horsepower	GPM	Quantity

FIRE HYDRANTS

FIRE HYDRANTS	
Type	Quantity
Standard *	14
Other	2

STORAGE TANKS

[illegible]

PRESSURE/BLADDER TANKS

PRESSURE/BLADDER TANKS			
Capacity (gallons)	Material	Quantity	Year installed
500	STEEL	2	1994

* A standard fire hydrant has two 2.5 inch hose connection nozzles with 7.5 threads per inch, and one 4.5 inch pumper connection nozzle with 4 threads per inch.

Water Utility Plant Description

Name of the System:	LAGOON ESTATES WATER CO - UNIT 2
---------------------	----------------------------------

ADEQ Public Water System Number:	AZ0408046
----------------------------------	-----------

ADWR PCC Number:	91-000332.0000
------------------	----------------

[illegible]

SERVICE LINES		
Material	Percent of system	Year installed
PVC	90%	
Black poly	10%	

BOOSTER PUMPS		
Horsepower	GPM	Quantity

[illegible][illegible]

FIRE HYDRANTS	
Type	Quantity
Standard *	
Other	2

PRESSURE/BLADDER TANKS			
Capacity (gallons)	Material	Quantity	Year installed
5,000	STEEL	1	1996

* A standard fire hydrant has two 2.5 inch hose connection nozzles with 7.5 threads per inch, and one 4.5 inch pumper connection nozzle with 4 threads per inch.

WATER COMPANY PLANT DESCRIPTION (Continued)[illegible][illegible][illegible]

SERVICE LINES		
Material	Percent of system	Year installed
PVC	90%	
Black poly	10%	

BOOSTER PUMPS		
Horsepower	GPM	Quantity

FIRE HYDRANTS	
Quantity Standard*	Quantity Other
Standard *	
Other	2

STORAGE TANKS			
Capacity (gallons)	Material	Quantity	Year installed

PRESSURE/BLADDER TANKS			
Capacity (gallons)	Material	Quantity	Year installed
5000	STEEL	1	1996

GENERATOR DIESEL, 7.5 HP SUBMERSIBLE PUMP MOTOR (INVENTORY), DISINFECTION LIQUID METERING EQUIPMENT

WATER USE DATA SHEET						
Name of the System:		LAGOON ESTATES WATER CO UNIT 2				
ADEO Public Water System Number:		AZ0408046				
ADWR PCC Number:		91-000332.0000				
(12 Months of Test Year)	Water withdrawn (gallons)1	Water sold (gallons)2	Water delivered (sold) to other systems (gallons)3	Water received (purchased) from other systems (gallons)4	Estimated authorized use (gallons)5	Purchased Power Expense6 Purchased Power (kWh)7
January	237,000.000	192,000.000				\$53 268
February	297,000.000	248,000.000				\$7 303
March	297,000.000	379,000.000				\$5 293
April	653,000.000	650,000.000				\$5 292
May	409,000.000	406,000.000				\$105 768
June	373,000.000	358,000.000				\$77 501
July	389,000.000	369,000.000				\$79 521
August	306,000.000	296,000.000				\$70 433
September	297,000.000	282,000.000				\$72 453
October	386,000.000	381,000.000				\$73 462
November	280,000.000	275,000.000				\$68 414
December	224,000.000	224,000.000				\$51 264
TOTAL	4,148,000.000	4,060,000.000	0.000	0.000	0.000	\$814 4,972

If yes, are the fire flow requirements? 0 GPM for 0 hrs.

Does the system have chlorination treatment? No

Is the Water Utility located in an ADWR Active Management Area (AMA)? Yes
If yes, which AMA? Phoenix AMA

Does the Company have an ADWR Gallons Per Capita Per Day (GPCPD) requirement? No
If yes, provide the GPCPD amount: 0

If applicable, in the space below, please provide a description for all estimated authorized un-metered use along with specific amounts:

FLUSHING - 88,000

1 Water withdrawn - Total acre feet of water withdrawn from pumped sources.

2 Water sold - Total acre feet from customer meters, and other sales such as construction water.

3 Water delivered (sold) to other systems - Total acre feet of water delivered to other systems.

4 Water received (purchased) from other systems - Total acre feet of water purchased/received from other systems.

5 Estimated authorized use - Total estimated acre feet from authorized metered or unmetered use. Authorized uses such as flushing (mains, services and hydrants) draining/cleaning tanks, process, construction, fire fighting, etc. Non-authorized use (real losses) are service line breaks and leaks, water main breaks, meter

6 Enter the total purchased power costs for the power meters associated with this system.

7 Enter the total purchased kWh used by the power meters associated with this system.

CUSTOMER DATA SHEET						
Name of the System:		LAGOON ESTATES WATER CO UNIT 2				
ADEO Public Water System Number:		AZ0408046				
ADWR PCC Number:		91-000332.0000				
Month	Single-Family	Multi-Family	Commercial	Turf/Irrigation	Other Non-Residential	
January	39		5			
February	36		5			
March	39		5			
April	33		5			
May	37		5			
June	38		5			
July	36		5			
August	36		5			
September	37		5			
October	36		5			
November	36		5			
December	36		5			

Water Utility Plant Description (Continued)
--

For the following three items, list the utility owned assets in each category for each system.

TREATMENT EQUIPMENT:	GAS CHLORINATOR SYSTEM & CL2 SAFETY GAS DETECTOR/ALARM
STRUCTURES:	SHOP & SHED
OTHER:	GENERATOR - GAS (NATURAL GAS)

Provide a calculation used to determine the value of one water equivalent residential connection (ERC).

Use one of the following methods:

- (a) If actual flow data are available from the preceding 12 months, divide the total annual single family residence (SFR) gallons sold by the average number of single family residence customers for the same period and divide the result by 365
- (b) If no historical flow data are available, use:

$$ERC = (\text{Total SFR gallons sold (Omit 000)} / 365 \text{ days} / 350 \text{ gallons per day})$$

ERC	
Method used:	

Water Utility Plant Description (Continued)
--

For the following three items, list the utility owned assets in each category for each system.

TREATMENT EQUIPMENT:	ARSENIC BLENDING STATIC MIXER, WELL TIMING CLOCK STARTER
STRUCTURES:	SHED
OTHER:	GENERATOR DIESEL, 7.5 HP SUBMERSIBLE PUMP MOTOR (INVENTORY), DISINFECTION LIQUID METERING EQUIPMENT

Provide a calculation used to determine the value of one water equivalent residential connection (ERC).

Use one of the following methods:

- (a) If actual flow data are available from the preceding 12 months, divide the total annual single family residence (SFR) gallons sold by the average number of single family residence customers for the same period and divide the result by 365 days.
- (b) If no historical flow data are available, use:

$$ERC = (\text{Total SFR gallons sold (Omit 000)} / 365 \text{ days} / 350 \text{ gallons per day})$$

ERC	
Method used:	

Customer and Other Information	
Name of the System:	LAGOON ESTATES WATER CO UNIT 7
ADEQ Public Water System Number:	AZ0408021
ADWR PCC Number:	91-000317.0000

Month	Number of Customers				
	Single-Family	Multi-Family	Commercial	Turf/Irrigation	Other Non-Residential
January	341	0	0	0	8
February	340	0	0	0	8
March	337	0	0	0	8
April	353	0	0	0	8
May	346	0	0	0	8
June	351	0	0	0	8
July	353	0	0	0	8
August	348	0	0	0	8
September	352	0	0	0	8
October	353	0	0	0	8
November	351	0	0	0	8
December	350	0	0	0	8

If the system has fire hydrants, what is the fire flow requirements? GPM for hrs.

Does the system have chlorination treatment?

Does the Company have an ADWR Gallons Per Capita Per Day (GPCPD) requirement?

If yes, provide the GPCPD amount:

Is the Water Utility located in an ADWR Active Management Area (AMA)?

If yes, which AMA?

What is the present system connection capacity (in ERCs *) using existing lines?

What is the future system connection capacity (in ERCs *) upon service area buildout?

Describe any plans and estimated completion dates for any enlargements or improvements of this system.

STORAGE TANK & ISOLATION VALVE REPLACEMENTS - UNKNOWN COMPLETION DATE - HOPEFULLY BY THE END OF 2021

* an ERC is based on the calculation on the bottom of AR9 page 12.

Customer and Other Information	
Name of the System:	LAGOON ESTATES WATER CO UNIT 2
ADEQ Public Water System Number:	AZ0408046
ADWR PCC Number:	91-000332.0000

Month	Number of Customers				
	Single-Family	Multi-Family	Commercial	Turf/Irrigation	Other Non-Residential
January	39		5		
February	36		5		
March	39		5		
April	33		5		
May	37		5		
June	38		5		
July	36		5		
August	36		5		
September	37		5		
October	36		5		
November	36		5		
December	36		5		

If the system has fire hydrants, what is the fire flow requirements? GPM for hrs.

Does the system have chlorination treatment? No

Does the Company have an ADWR Gallons Per Capita Per Day (GCPCPD) requirement? No
If yes, provide the GPCPD amount:

Is the Water Utility located in an ADWR Active Management Area (AMA)? Yes
If yes, which AMA? Phoenix AMA

What is the present system connection capacity (in ERCs *) using existing lines? N/A

What is the future system connection capacity (in ERCs *) upon service area buildout? N/A

Describe any plans and estimated completion dates for any enlargements or improvements of this system.

* an ERC is based on the calculation on the bottom of AR9 page 12b.

Lagoon Estates Water Company, Inc.
Annual Report
 Utility Shutoffs / Disconnects
 12/31/20

Utility Shutoffs / Disconnects	
Name of the System:	LAGOON ESTATES WATER CO UNIT 7
ADEQ Public Water System Number:	AZ0408021
ADWR PCC Number:	91-000317.0000

Month	Termination without Notice R14-2-410.B	Termination with Notice R14-2- 410.C	Other
January	0	0	0
February	0	0	0
March	0	1	0
April	0	0	0
May	0	0	0
June	0	0	0
July	0	0	0
August	0	0	0
September	0	0	0
October	0	1	0
November	0	0	0
December	0	0	0
Total	0	2	0

Other (description):

N/A

Instructions: Fill out the Grey Cells with the relevent information. Input 0 or none if there is nothing recorded in that account or there is no applicable information to report.

Lagoon Estates Water Company, Inc.
Annual Report
 Utility Shutoffs / Disconnects
 12/31/20

Utility Shutoffs / Disconnects	
Name of the System:	LAGOON ESTATES WATER CO UNIT 2
ADEQ Public Water System Number:	AZ0408046
ADWR PCC Number:	91-000332.0000

Month	Termination without Notice R14-2-410.B	Termination with Notice R14-2- 410.C	Other
January	0		
February	0	2	
March	0		
April	0		
May	0		
June	0		
July	0		
August	0		
September	0		
October	0		
November	0		
December	0		
Total	0	2	0

Other (description):

Instructions: Fill out the Grey Cells with the relevent information. Input 0 or none if there is nothing recorded in that account or there is no applicable information to report.

Property Taxes	
----------------	--

Amount of actual property taxes paid during Calendar Year 2020 was
--

\$8,883

If no property taxes paid, explain why.

N/A

Instructions: Fill out the Grey Cells with the relevant information. Input 0 or none if there is nothing recorded in that account or there is no applicable information to report.

Verification and Sworn Statement (Taxes)

Verification: State of Arizona I, the undersigned of the
(state name)

County of (county name): Mohave
Name (owner or official) title: STANLEY MILLER, CONTROLLER
Company name: Lagoon Estates Water Company, Inc.

DO SAY THAT THIS ANNUAL UTILITY PROPERTY TAX AND SALES TAX REPORT TO THE ARIZONA CORPORATION COMMISSION.

FOR THE YEAR ENDING: 12/31/20

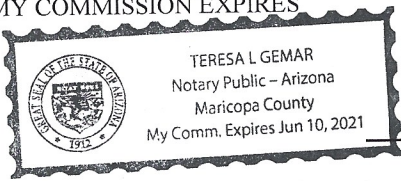
HAS BEEN PREPARED UNDER MY DIRECTION, FROM THE ORIGINAL BOOKS, PAPERS AND RECORDS OF SAID UTILITY; THAT I HAVE CAREFULLY EXAMINED THE SAME, AND DECLARE THE SAME TO BE A COMPLETE AND CORRECT STATEMENT OF BUSINESS AND AFFAIRS OF SAID UTILITY FOR THE PERIOD COVERED BY THIS REPORT IN RESPECT TO EACH AND EVERY MATTER AND THING SET FORTH, TO THE BEST OF MY KNOWLEDGE, INFORMATION AND BELIEF.

Sworn Statement: I HEREBY ATTEST THAT ALL PROPERTY TAXES FOR SAID COMPANY ARE CURRENT AND PAID IN FULL.

[Signature]
signature of owner/official

602-275-0211
telephone no.

SUBSCRIBED AND SWORN TO BEFORE ME A NOTARY PUBLIC
IN AND FOR THE COUNTY Maricopa
(county name)
THIS 29th DAY OF April 2021
(month) and (year)

MY COMMISSION EXPIRES 6/10/21
(date)

[Signature]
(signature of notary public)

Verification and Sworn Statement

Verification:

State of Arizona I, the undersigned of the
(state name)
County of (county name): Mohave
Name (owner or official) title: STANLEY MILLER, CONTROLLER
Company name: Lagoon Estates Water Company, Inc.

DO SAY THAT THIS ANNUAL UTILITY PROPERTY TAX AND SALES TAX REPORT TO THE ARIZONA CORPORATION COMMISSION.

FOR THE YEAR ENDING: 12/31/20

HAS BEEN PREPARED UNDER MY DIRECTION, FROM THE ORIGINAL BOOKS, PAPERS AND RECORDS OF SAID UTILITY; THAT I HAVE CAREFULLY EXAMINED THE SAME, AND DECLARE THE SAME TO BE A COMPLETE AND CORRECT STATEMENT OF BUSINESS AND AFFAIRS OF SAID UTILITY FOR THE PERIOD COVERED BY THIS REPORT IN RESPECT TO EACH AND EVERY MATTER AND THING SET FORTH, TO THE BEST OF MY KNOWLEDGE, INFORMATION AND BELIEF.

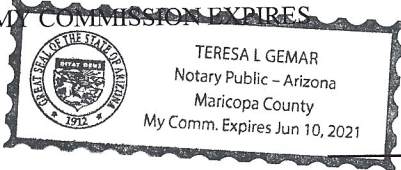
Sworn Statement: IN ACCORDANCE WITH THE REQUIREMENTS OF TITLE 40, ARTICLE 8, SECTION 40-401, ARIZONA REVISED STATUTES, IT IS HEREIN REPORTED THAT THE GROSS OPERATING REVENUE OF SAID UTILITY DERIVED FROM ARIZONA INTRASTATE UTILITY OPERATIONS DURING THE CALENDAR YEAR WAS:

Arizona Intrastate Gross Operating Revenues Only (\$)
\$201,267
(The amount in the box above includes
\$9,867 in sales taxes
billed or collected)

[Signature]
signature of owner/official
602-275-0211
telephone no.

SUBSCRIBED AND SWORN TO BEFORE ME A NOTARY PUBLIC
IN AND FOR THE COUNTY Maricopa
THIS 29th DAY OF April 2021
(month) and (year)

MY COMMISSION EXPIRES 6/10/2021
(date)
[Signature]
(signature of notary public)



Verification and Sworn Statement (Residential Revenue)

Verification:

State of Arizona I, the undersigned of the
(state name)

County of (county name):

Mohave

Name (owner or official) title:

STANLEY MILLER, CONTROLLER

Company name:

Lagoon Estates Water Company, Inc.

DO SAY THAT THIS ANNUAL UTILITY PROPERTY TAX AND SALES TAX REPORT TO THE ARIZONA CORPORATION COMMISSION.

FOR THE YEAR ENDING: 12/31/20

HAS BEEN PREPARED UNDER MY DIRECTION, FROM THE ORIGINAL BOOKS, PAPERS AND RECORDS OF SAID UTILITY; THAT I HAVE CAREFULLY EXAMINED THE SAME, AND DECLARE THE SAME TO BE A COMPLETE AND CORRECT STATEMENT OF BUSINESS AND AFFAIRS OF SAID UTILITY FOR THE PERIOD COVERED BY THIS REPORT IN RESPECT TO EACH AND EVERY MATTER AND THING SET FORTH, TO THE BEST OF MY KNOWLEDGE, INFORMATION AND BELIEF.

Sworn Statement:

IN ACCORDANCE WITH THE REQUIREMENTS OF TITLE 40, ARTICLE 8, SECTION 40-401, ARIZONA REVISED STATUTES, IT IS HEREIN REPORTED THAT THE GROSS OPERATING REVENUE OF SAID UTILITY DERIVED FROM ARIZONA INTRASTATE UTILITY OPERATIONS RECEIVED FROM RESIDENTIAL CUSTOMERS DURING THE CALENDAR YEAR WAS:

Arizona Intrastate Gross Operating Revenues Only (\$)

\$201,267

(The amount in the box above includes

\$9,867

in sales taxes
billed or collected)

[Signature]
signature of owner/official

602-275-0211

telephone no.

SUBSCRIBED AND SWORN TO BEFORE ME A NOTARY PUBLIC -
IN AND FOR THE COUNTY

Maricopa
(county name)

THIS

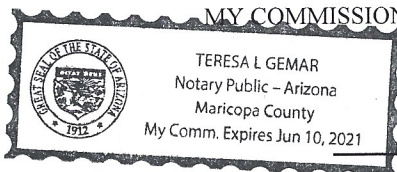
29th

DAY OF

April 2021
(month) and (year)

MY COMMISSION EXPIRES

6/10/2021
(date)



[Signature]
(signature of notary public)