

ANNUAL REPORT

Of

Company Name: Cayetano, Inc. DBA Lakewood Water Company

PO Box ~~14858~~ **85160**

Mailing Address:

Tucson AZ

~~85732-4858~~ **85754**

Docket No.: W-01809A

For the Year Ended: 12/31/18

RECEIVED
MAY 20 2019
ARIZONA CORP COMMISSION
UTILITIES DIVISION - DIRECTOR'S OFFICE

WATER UTILITY

To

Arizona Corporation Commission

Due on April 15th

Email: rdelafuente@azcc.gov, mail or deliver the completed Annual Report to:

Arizona Corporation Commission
Compliance Section - Utilities Division
1200 West Washington Street
Phoenix, Arizona 85007

Application Type: Original Filing

Application Date: 5/20/2019

5-21-19

ARIZONA CORPORATION COMMISSION
WATER UTILITY ANNUAL REPORT
Cayetano, Inc. DBA Lakewood Water Company
A Class Utility

1. For the Calendar Year Ended:

2. Address:
City: State: Zip Code:

3. Telephone Number:

4. Date of Original Organization of Utility:

5. Person to whom correspondence should be addressed concerning this report:

Name:
Telephone No. :
Address:
City: State: Zip Code:
Email:

6. On-Site Manager:

Name:
Telephone No. :
Address:
City: State: Zip Code:
Email:

7. Ownership:

8. Counties Served:

Utility Plant in Service (Water)							
Account No.	Description	Beginning Year Original Cost	Current Year Additions	Current Year Retirements	Adjusted Original Cost	Accumulated Depreciation	OCLD (OC less AD)
301	Organization	\$7,704	\$0	\$0	\$7,704	\$0	\$7,704
302	Franchises				0		0
303	Land and Land Rights	34,175			34,175		34,175
304	Structures and Improvements	15,880			15,880	6,574	9,306
305	Collecting & Improving Reservoirs				0		0
306	Lake, River, Canal Intakes				0		0
307	Wells and Springs	18,580			18,580	17,603	977
308	Infiltration Galleries				0		0
309	Supply Mains				0		0
310	Power Generation Equipment	1,512			1,512	945	567
311	Pumping Equipment	68,464			68,464	64,599	3,865
320	Water Treatment Equipment				0		0
320.1	Water Treatment Plants				0		0
320.2	Solution Chemical Feeders	1,352			1,352	1,352	0
320.3	Point-of-Use Treatment Devices				0		0
330	Distribution Reservoirs and Standpipes	23,893			23,893	23,893	0
330.1	Storage Tanks	4,923			4,923	710	4,213
330.2	Pressure Tanks	14,695			14,695	14,695	0
331	Transmission and Distribution Mains	91,700			91,700	88,353	3,347
333	Services	11,356			11,356	10,488	868
334	Meters and Meter Installations	28,807	402		29,209	26,970	2,239
335	Hydrants				0		0
336	Backflow Prevention Devices				0		0
339	Other Plant and Misc. Equipment				0		0
340	Office Furniture and Equipment	13,807			13,807	10,785	3,022
340.1	Computer & Software	1,590			1,590	1,590	0
341	Transportation Equipment	1,800			1,800	1,800	0
342	Stores Equipment				0		0
343	Tools, Shop and Garage Equipment				0		0
344	Laboratory Equipment				0		0
345	Power Operated Equipment	13,631			13,631	5,024	8,607
346	Communication Equipment	606			606	606	0
347	Miscellaneous Equipment				0		0
348	Other Tangible Plant				0		0
	Totals	\$354,475	\$402	\$0	\$354,877	\$275,987	\$78,890

Instructions: Fill out the Grey Cells with the relevant information. Input 0 or none if there is nothing recorded in that account or there is no applicable information to report.

Cayetano, Inc. DBA Lakewood Water Company
Annual Report
Depreciation Expense for the Current Year (Water)
12/31/18

Depreciation Expense for the Current Year (Water)								
Account No.	Description	Beginning Year Original Cost	Current Year Additions	Current Year Retirements	Adjusted Original Cost	Fully Depreciated/Non-depreciable Plant	Depreciation Percentages	Depreciation Expense
301	Organization	\$7,704	\$0	\$0	\$7,704	\$7,704	0.00%	\$0
302	Franchises	0	0	0	0		0.00%	0
303	Land and Land Rights	34,175	0	0	34,175	34,175	0.00%	0
304	Structures and Improvements	15,880	0	0	15,880	3,326	3.33%	418
305	Collecting & Improving Reservoirs	0	0	0	0		0.00%	0
306	Lake, River, Canal Intakes	0	0	0	0		0.00%	0
307	Wells and Springs	18,580	0	0	18,580	17,078	3.33%	50
308	Infiltration Galleries	0	0	0	0		0.00%	0
309	Supply Mains	0	0	0	0		2.00%	0
310	Power Generation Equipment	1,512	0	0	1,512		5.00%	76
311	Pumping Equipment	68,464	0	0	68,464	63,707	12.50%	595
320	Water Treatment Equipment	0	0	0	0		0.00%	0
320.1	Water Treatment Plants	0	0	0	0		0.00%	0
320.2	Solution Chemical Feeders	1,352	0	0	1,352	1,352	20.00%	0
320.3	Point-of-Use Treatment Devices	0	0	0	0		0.00%	0
330	Distribution Reservoirs and Standpipes	23,893	0	0	23,893	23,893	2.22%	0
330.1	Storage Tanks	4,923	0	0	4,923		2.22%	109
330.2	Pressure Tanks	14,695	0	0	14,695	14,695	5.00%	0
331	Transmission and Distribution Mains	91,700	0	0	91,700	87,413	2.00%	86
333	Services	11,356	0	0	11,356	9,779	3.33%	53
334	Meters and Meter Installations	28,807	402	0	29,209	25,562	8.33%	287
335	Hydrants	0	0	0	0		2.00%	0
336	Backflow Prevention Devices	0	0	0	0		6.67%	0
339	Other Plant and Misc. Equipment	0	0	0	0		0.00%	0
340	Office Furniture and Equipment	13,807	0	0	13,807	5,712	6.67%	540
340.1	Computer & Software	1,590	0	0	1,590	1,590	20.00%	0
341	Transportation Equipment	1,800	0	0	1,800	1,800	20.00%	0
342	Stores Equipment	0	0	0	0		4.00%	0
343	Tools, Shop and Garage Equipment	0	0	0	0		5.00%	0
344	Laboratory Equipment	0	0	0	0		10.00%	0
345	Power Operated Equipment	13,631	0	0	13,631	1,890	5.00%	587
346	Communication Equipment	606	0	0	606	606	10.00%	0
347	Miscellaneous Equipment	0	0	0	0		10.00%	0
348	Other Tangible Plant	0	0	0	0			0
	Subtotal	\$354,475	\$402	\$0	\$354,877	\$300,282		\$2,800

Contribution(s) in Aid of Construction (Gross)

\$18,135

Less: Non Amortizable Contribution(s)

0

Fully Amortized Contribution(s)

18,135

Amortizable Contribution(s)

\$0

Times: Proposed Amortization Rate

2.50%

Amortization of CIAC

\$0

Less: Amortization of CIAC

DEPRECIATION EXPENSE

Instructions: Fill out the Grey Cells with the relevant information. Input 0 or none if there is nothing recorded in that account or there is no applicable information to report.

Cayetano, Inc. DBA Lakewood Water Company
Annual Report
Balance Sheet Assets
12/31/18

Balance Sheet Assets				
	Assets		Balance at Beginning of Year (2018)	Balance at End of Year (2018)
Account No.	Current and Accrued Assets			
131	Cash		\$54,521	\$73,045
134	Working Funds			
135	Temporary Cash Investments			
141	Customer Accounts Receivable		10,083	4,957
146	Notes Receivable from Associated Companies		65,603	65,603
151	Plant Material and Supplies			
162	Prepayments		900	900
174	Miscellaneous Current and Accrued Assets		0	0
	Total Current and Accrued Assets		\$131,107	\$144,505
Account No.	Fixed Assets			
101	Utility Plant in Service*		\$354,475	\$354,877
103	Property Held for Future Use			
105	Construction Work in Progress			
108	Accumulated Depreciation (enter as negative)*		(273,188)	(275,987)
121	Non-Utility Property		0	0
122	Accumulated Depreciation - Non Utility		0	0
	Total Fixed Assets		\$81,287	\$78,890
	Total Assets		\$212,394	\$223,395

Instructions: Fill out the Grey Cells with the relevant information. Input 0 or none if there is nothing recorded in that account or there is no applicable information to report.

*Note these items feed automatically from AR3 UPIS Page 3

Cayetano, Inc. DBA Lakewood Water Company
Annual Report
Balance Sheet Liabilities and Owners Equity

Balance Sheet Liabilities and Owners Equity				
	Liabilities		Balance at Beginning of Year (2018)	Balance at End of Year (2018)
Account No.	Current Liabilities			
231	Accounts Payable		(\$396)	(\$39)
232	Notes Payable (Current Portion)			
234	Notes Payable to Associated Companies		40,000	40,000
235	Customer Deposits		3,349	1,108
236	Accrued Taxes		4,020	771
237	Accrued Interest			
242	Miscellaneous Current and Accrued Liabilities			
	Total Current Liabilities		\$46,973	\$41,840
	Long Term Debt			
224	Long Term Debt (Notes and Bonds)		\$0	\$0
	Deferred Credits			
251	Unamortized Premium on Debt		\$0	\$0
252	Advances in Aid of Construction		10,848	10,591
255	Accumulated Deferred Investment Tax Credits			
271	Contributions in Aid of Construction		18,135	18,135
272	Less: Amortization of Contributions		(18,135)	(18,135)
281	Accumulated Deferred Income Tax		0	0
	Total Deferred Credits		\$10,848	\$10,591
	Total Liabilities		\$57,821	\$52,431
	Capital Accounts			
201	Common Stock Issued		\$15,790	\$15,790
211	Other Paid-In Capital		49,210	49,210
215	Retained Earnings		89,573	105,964
218	Proprietary Capital (Sole Props and Partnerships)		0	0
	Total Capital		\$154,573	\$170,964
	Total Liabilities and Capital		\$212,394	\$223,395

Instructions: Fill out the Grey Cells with the relevant information. Input 0 or none if there is nothing recorded in that account or there is no applicable information to report.

Note: Total liabilities and Capital must match total assets for the beginning and end of the year!

Cayetano, Inc. DBA Lakewood Water Company
Annual Report
Water Comparative Income Statement
12/31/18

Water Comparative Income Statement			
Account No.	Calendar Year	Current Year 01/01/2018 -	Last Year 01/01/2017 - 12/31/2017
	Operating Revenue		
461	Metered Water Revenue	\$89,736	\$93,288
460	Unmetered Water Revenue		
462	Fire Protection Revenue		
469	Guaranteed Revenues (Surcharges)		
471	Miscellaneous Service Revenues		
474	Other Water Revenue	1,890	2,111
	Total Revenues	\$91,626	\$95,399
	Operating Expenses		
601	Salaries and Wages	\$0	\$0
604	Employee Pensions and Benefits		
610	Purchased Water		
615	Purchased Power	10,398	12,097
618	Chemicals		
620	Materials and Supplies		3,272
620.1	Repairs and Maintenance	5,461	7,285
620.2	Office Supplies and Expense	3,960	3,885
630	Contractual Services		
631	Contractual Services -Engineering		
632	Contractual Services - Accounting		1,475
633	Contractual Services - Legal	600	
634	Contractual Services - Management Fees	43,500	56,000
635	Contractual Services - Water Testing	1,136	1,163
636	Contractual Services - Other		
640	Rents	1,320	1,320
641	Rental of Building/Real Property		
642	Rental of Equipment		
650	Transportation Expenses		
657	Insurance - General Liability	2,051	3,604
657.1	Insurance - Health and Life		
665	Regulatory Commission Expense - Rate		
670	Bad Debt Expense	1,626	
675	Miscellaneous Expense	599	925
403	Depreciation Expense (From Schedule AR4)	2,800	3,402
408	Taxes Other Than Income		100
408.11	Property Taxes	2,531	6,566
409	Income Taxes	(900)	
427.1	Customer Security Deposit Interest	0	0
	Total Operating Expenses	\$75,082	\$101,094
	Operating Income / (Loss)	\$16,544	(\$5,695)
	Other Income / (Expense)		
419	Interest and Dividend Income	\$377	\$25
421	Non-Utility Income	0	0
426	Miscellaneous Non-Utility (Expense)	0	0
427	Interest (Expense)	(177)	(274)
	Total Other Income / (Expense)	\$200	(\$249)
	Net Income / (Loss)	\$16,744	(\$5,944)

Instructions: Fill out the Grey Cells with the relevant information. Input 0 or none if there is nothing recorded in that account or there is no applicable information to report.

Cayetano, Inc. DBA Lakewood Water Company
 Annual Report
 Full time equivalent employees
 12/31/18

Full time equivalent employees

	Direct Company	Outside service	Total
President	0.0		0.0
Vice-president	0.0		0.0
Manager	0.0		0.0
Engineering Staff	0.0	difficult to	#####
System Operator(s)	0.0	determine	#####
Meter reader	0.0	without	#####
Customer Service	0.0	substantial	#####
Accounting	0.0	analysis	#####
Business Office	0.0		0.0
Rates Department	0.0		0.0
Administrative Staff	0.0		0.0
Other	0.0		0.0
Total	0.0	0.0	#####

Instructions: Fill out the Grey Cells with the relevant information. Input 0 or none if there is nothing recorded in that account or there is no applicable information to report. A full-time employee is based on 2080 total hours per year. Please calculate partial employees using 2080 hours.

Cayetano, Inc. DBA Lakewood Water Company
Annual Report
Supplemental Financial Data (Long-Term Debt)
12/31/18

Supplemental Financial Data (Long-Term Debt)				
	Loan #1	Loan #2	Loan #3	Loan #4
Date Issued	No loans			
Source of Loan				
ACC Decision No.				
Reason for Loan				
Dollar Amt. Issued				
Amount Outstanding				
Date of Maturity				
Interest Rate				
Current Year Interest				
Current Year Principal				

Meter Deposit Balance at Test Year End:	\$1,468
---	---------

Meter Deposits Refunded During the Test Year:	\$257
---	-------

List all bonds, notes, loans, and other types of indebtedness in which the proceeds were used in the provision of public utility service. Indebtedness incurred for personal uses by the owner of the utility should not be listed. Input 0 or none if there is nothing to report for that cell.

Well and Water Usage

[illegible]

Name of system water delivered to:		
ADWR PCC Number:		
Source of water delivered to another system		
Name of system water received from:		
ADWR PCC Number:		
Source of water received		
Well registry 55# (55-XXXXXX):		

Month	Water withdrawn (acre ft) ¹	Water sold (acre ft) ²	Water delivered (sold) to other systems (acre ft) ³	Water received (purchased) from other systems (acre ft) ⁴	Estimated authorized use (acre ft) ⁵	Purchased Power Expense ⁶	Purchased Power (kWh) ⁷
January	6	8	0	0	0	\$655	5,057
February	9	12	0	0	0	707	5,523
March	6	6	0	0	0	604	4,614
April	9	9	0	0	0	732	5,685
May	9	9	0	0	0	992	7,320
June	13	11	0	0	0	1,416	9,295
July	13	15	0	0	0	1,324	8,654
August	6	6	0	0	0	1,006	6,419
September	8	8	0	0	0	1,014	6,477
October	8	8	0	0	0	781	5,251
November	5	5	0	0	0	544	4,135
December	6	6	0	0	0	623	4,845
Totals	97	101	0	0	0	\$10,398	73,275

If applicable, in the space below please provide a description for all un-metered water use along with amounts:

Well meter problems

Instructions: Fill out the Grey Cells with the relevant information. Input 0 or none if there is nothing recorded in that account or there is no applicable information to report.

- 1 Water withdrawn - Total acre feet of water withdrawn from pumped sources.
- 2 Water sold - Total acre feet from customer meters, and other sales such as construction water.
- 3 Water delivered (sold) to other systems - Total acre feet of water delivered to other systems
- 4 Water received (purchased) from other systems - Total acre feet of water purchased/received from other systems.
- 5 Estimated authorized use - Total estimated acre feet from authorized metered or unmetered use. Authorized uses such as flushing (mains, services and hydrants) draining/cleaning tanks, process, construction, fire fighting, etc. Non-authorized use (real losses) are service line breaks and leaks, water main breaks, meter inaccuracies and theft.
- 6 Enter the total purchased power costs for the power meters associated with this system.
- 7 Enter the total purchased kWh used by the power meters associated with this system.

Water Utility Plant Description

Name of the System:		LAKEWOOD WATER CO.	
ADEQ Public Water System Number:		AZ0410063	
ADWR PCC Number:		91-000426.0000	

[illegible][illegible]

SERVICE LINES	
Material	Percent of system

BOOSTER PUMPS		
Horsepower	GPM	Quantity
N/A		

FIRE HYDRANTS	
Type	Quantity
Standard *	0
Other	0

STORAGE TANKS		
Capacity (gallons)	Material	Quantity
50,000	Steel	1

PRESSURE/BLADDER TANKS		
Capacity (gallons)	Material	Quantity
5,000	Steel	2

Instructions: Fill out the Grey Cells with the relevant information. Input 0 or none if there is nothing recorded in that account or there is no applicable information to report. Copy and paste this sheet as many times as is necessary.

* A standard fire hydrant has two 2.5 inch hose connection nozzles with 7.5 threads per inch, and one 4.5 inch pumper connection nozzle with 4 threads per inch.

Water Utility Plant Description (Continued)
--

For the following three items, list the utility owned assets in each category for each system.

TREATMENT EQUIPMENT:	Chlorinator
STRUCTURES:	N/A
OTHER:	N/A

Instructions: Fill out the Grey Cells with the relevant information. Input 0 or none if there is nothing recorded in that account or there is no applicable information to report. Copy and paste this sheet as many times as is necessary.

Customer and Other Information	
Name of the System:	LAKEWOOD WATER CO.
ADEQ Public Water System Number:	AZ0410063
ADWR PCC Number:	91-000426.0000

Month	Number of Customers				
	Single-Family	Multi-Family	Commercial	Turf/Irrigation	Other Non-Residential
January	310	0	8	1	6
February	311	0	8	1	6
March	311	0	8	1	6
April	312	0	8	1	6
May	313	0	8	1	6
June	313	0	8	1	6
July	314	0	8	1	6
August	315	0	8	1	6
September	315	0	8	1	6
October	315	0	8	1	6
November	315	0	8	1	6
December	316	0	8	1	6

total 331

If the system has fire hydrants, what is the fire flow requirements? GPM for hrs.

Does the system have chlorination treatment?

Does the Company have an ADWR Gallons Per Capita Per Day (GCPCPD) requirement?
 If yes, provide the GCPCPD amount:

Is the Water Utility located in an ADWR Active Management Area (AMA)?
 If yes, which AMA?

Instructions: Fill out the Grey Cells with the relevant information. Input 0 or none if there is nothing recorded in that account or there is no applicable information to report. Copy and paste this sheet as many times as is necessary.

Cayetano, Inc. DBA Lakewood Water Company
Annual Report
Property Taxes
12/31/18

Property Taxes	
Amount of actual property taxes paid during Calendar Year 2018 was	\$2,531

If no property taxes paid, explain why.

N/A

Instructions: Fill out the Grey Cells with the relevant information. Input 0 or none if there is nothing recorded in that account or there is no applicable information to report.

Cayetano, Inc. DBA Lakewood Water Company
Annual Report
Verification and Sworn Statement (Taxes)
12/31/18

Verification and Sworn Statement (Taxes)

Verification: State of Arizona, the undersigned of the
(state name)

County of (county name):

Pima

Name (owner or official) title:

Gary Smyth, Owner

Company name:

Cayetano, Inc. DBA Lakewood Water Company

RECEIVED
MAY 01 2019
ARIZONA CORP COMMISSION
UTILITIES DIVISION - DIRECTOR'S OFFICE

DO SAY THAT THIS ANNUAL UTILITY PROPERTY TAX AND SALES TAX REPORT TO THE ARIZONA CORPORATION COMMISSION.

FOR THE YEAR ENDING: 12/31/18

HAS BEEN PREPARED UNDER MY DIRECTION, FROM THE ORIGINAL BOOKS, PAPERS AND RECORDS OF SAID UTILITY; THAT I HAVE CAREFULLY EXAMINED THE SAME, AND DECLARE THE SAME TO BE A COMPLETE AND CORRECT STATEMENT OF BUSINESS AND AFFAIRS OF SAID UTILITY FOR THE PERIOD COVERED BY THIS REPORT IN RESPECT TO EACH AND EVERY MATTER AND THING SET FORTH, TO THE BEST OF MY KNOWLEDGE, INFORMATION AND BELIEF.

Sworn Statement: I HEREBY ATTEST THAT ALL PROPERTY TAXES FOR SAID COMPANY ARE CURRENT AND PAID IN FULL.

I HEREBY ATTEST THAT ALL SALES TAXES FOR SAID COMPANY ARE CURRENT AND PAID IN FULL.

[Signature]
signature of owner/official

520-623-5172

telephone no.

SUBSCRIBED AND SWORN TO BEFORE ME A NOTARY PUBLIC
IN AND FOR THE COUNTY

THIS

1st

DAY OF


Pima

(county name)

May/2019
(month) and (year)

MY COMMISSION EXPIRES

5/27/19
(date)



[Signature]
(signature of notary public)

Verification and Sworn Statement

Verification:

State of Arizona I, the undersigned of the
(state name)

County of (county name):

Pima

Name (owner or official) title:

Gary Smyth, Owner

Company name:

Cayetano, Inc. DBA Lakewood Water Company

RECEIVED

MAY 01 2019

ARIZONA CORP COMMISSION
UTILITIES DIVISION - DIRECTOR'S OFFICE

DO SAY THAT THIS ANNUAL UTILITY PROPERTY TAX AND SALES TAX REPORT TO THE ARIZONA CORPORATION COMMISSION.

FOR THE YEAR ENDING: 12/31/18

HAS BEEN PREPARED UNDER MY DIRECTION, FROM THE ORIGINAL BOOKS, PAPERS AND RECORDS OF SAID UTILITY; THAT I HAVE CAREFULLY EXAMINED THE SAME, AND DECLARE THE SAME TO BE A COMPLETE AND CORRECT STATEMENT OF BUSINESS AND AFFAIRS OF SAID UTILITY FOR THE PERIOD COVERED BY THIS REPORT IN RESPECT TO EACH AND EVERY MATTER AND THING SET FORTH, TO THE BEST OF MY KNOWLEDGE, INFORMATION AND BELIEF.

Sworn Statement: IN ACCORDANCE WITH THE REQUIREMENTS OF TITLE 40, ARTICLE 8, SECTION 40-401, ARIZONA REVISED STATUTES, IT IS HEREIN REPORTED THAT THE GROSS OPERATING REVENUE OF SAID UTILITY DERIVED FROM ARIZONA INTRASTATE UTILITY OPERATIONS DURING THE CALENDAR YEAR WAS:

Arizona Intrastate Gross Operating Revenues Only (\$)

\$96,359

(The amount in the box above includes

\$5,362

in sales taxes
billed or collected)

[Signature]

signature of owner/official

520-623-5172

telephone no.

SUBSCRIBED AND SWORN TO BEFORE ME A NOTARY PUBLIC
IN AND FOR THE COUNTY

THIS

16th

DAY OF

Pima

(county name)

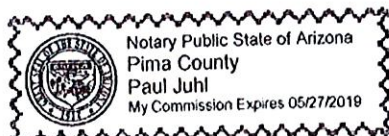
May 2019

(month) and (year)

MY COMMISSION EXPIRES

5/27/19

(date)



[Signature]

(signature of notary public)

Cayetano, Inc. DBA Lakewood Water Company
Annual Report
Verification and Sworn Statement (Residential Revenue)
12/31/18

RECEIVED

MAY 01 2019

Verification and Sworn Statement (Residential Revenue)

ARIZONA CORP COMMISSION
UTILITIES DIVISION - DIRECTOR'S OFFICE

Verification:

State of Arizona I, the undersigned of the
(state name)

County of (county name):

Pima

Name (owner or official) title:

Gary Smyth, Owner

Company name:

Cayetano, Inc. DBA Lakewood Water Company

DO SAY THAT THIS ANNUAL UTILITY PROPERTY TAX AND SALES TAX REPORT TO THE ARIZONA CORPORATION COMMISSION.

FOR THE YEAR ENDING: 12/31/18

HAS BEEN PREPARED UNDER MY DIRECTION, FROM THE ORIGINAL BOOKS, PAPERS AND RECORDS OF SAID UTILITY; THAT I HAVE CAREFULLY EXAMINED THE SAME, AND DECLARE THE SAME TO BE A COMPLETE AND CORRECT STATEMENT OF BUSINESS AND AFFAIRS OF SAID UTILITY FOR THE PERIOD COVERED BY THIS REPORT IN RESPECT TO EACH AND EVERY MATTER AND THING SET FORTH, TO THE BEST OF MY KNOWLEDGE, INFORMATION AND BELIEF.

Sworn Statement: IN ACCORDANCE WITH THE REQUIREMENTS OF TITLE 40, ARTICLE 8, SECTION 40-401, ARIZONA REVISED STATUTES, IT IS HEREIN REPORTED THAT THE GROSS OPERATING REVENUE OF SAID UTILITY DERIVED FROM ARIZONA INTRASTATE UTILITY OPERATIONS RECEIVED FROM RESIDENTIAL CUSTOMERS DURING THE CALENDAR YEAR WAS:

Arizona Intrastate Gross Operating Revenues Only (\$)

\$86,267

(The amount in the box above includes

\$4,946 in sales taxes
billed or collected)



signature of owner/official

520-623-5172

telephone no.

SUBSCRIBED AND SWORN TO BEFORE ME A NOTARY PUBLIC
IN AND FOR THE COUNTY

Pima
(county name)

THIS


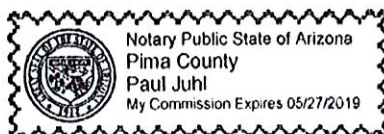
1st

DAY OF

May 2019
(month) and (year)

MY COMMISSION EXPIRES

5/27/19
(date)


(signature of notary public)

Company	Cayetano, Inc. DBA Lakewood Water Company	
Docket No.:	W-01809A	
Name of the System:	LAKEWOOD WATER CO.	
ADEQ Public Water System Number:	AZ0410063	
ADWR PCC Number:	91-000426.0000	

2018 Utility Shutoffs / Disconnects			
Month	Termination without Notice R14-2-410.B	Termination with Notice R14-2- 410.C	Other
January	0	0	0
February	0	0	0
March	0	0	0
April	0	0	0
May	0	0	0
June	0	0	0
July	0	0	0
August	0	0	0
September	0	0	0
October	0	0	0
November	0	0	0
December	0	0	0
Total	0	0	0

Other (description):

N/A

Instructions: Fill out the Grey Cells with the relevant information. Input 0 or none if there is nothing recorded in that account or there is no applicable information to report.