

ANNUAL REPORT

Of

Company Name: Global Water - Las Quintas Serenas Water Company, Inc

c/o Global Water Resources, Inc.

Mailing Address: 21410 N. 19th Ave., Ste. 220

Phoenix AZ

85027

Docket No.: W-01583A

For the Year Ended: 12/31/22

WATER UTILITY

To

Arizona Corporation Commission

Due on April 15th

Email: Util-Compliance@azcc.gov, mail or deliver the completed Annual Report to:

Arizona Corporation Commission

Compliance Section - Utilities Division

1200 West Washington Street

Phoenix, Arizona 85007

Application Type: Original Filing

Application Date: 4/13/2023

ARIZONA CORPORATION COMMISSION
WATER UTILITY ANNUAL REPORT
Global Water - Las Quintas Serenas Water Company, Inc
A Class ☐ Utility

For the Calendar Year Ended: 12/31/22

Primary Address:

21410 N. 19th Avenue			
City:	Phoenix	State:	Arizona
Zip Code:	85027		

Telephone Number:

480 360-7775

Date of Original Organization of Utility:

6/25/1957

Person to whom correspondence should be addressed concerning this report:

Name:

Christopher D. Krygier

Telephone No. :

623-377-2603

Address:

21410 N. 19th Avenue, Suite 220			
City:	Phoenix	State:	Arizona
Zip Code:	85027		

Email:

acc.inquiries@gwresources.com
--

Regulatory Contact

Name:

Christopher D. Krygier

Telephone No. :

623-377-2603

Address:

21410 N. 19th Avenue, Suite 220			
City:	Phoenix	State:	Arizona
Zip Code:	85027		

Email:

acc.inquiries@gwresources.com
--

On-Site Manager

Name:

Jon Corwin

Telephone No. :

520-265-1947

Address:

21410 N. 19th Avenue, Suite 220			
City:	Phoenix	State:	Arizona
Zip Code:	85027		

Email:

acc.inquiries@gwresources.com
--

Attorney

Name:

Tim Sabo

Telephone No. :

480-999-5215

Address:

21410 N. 19th Avenue, Suite 220			
City:	Phoenix	State:	Arizona
Zip Code:	85027		

Email:

acc.inquiries@gwresources.com
--

Statutory Agent

Name:

Mike Liebman

Telephone No. :

480-999-5104

Address:

21410 N. 19th Avenue, Suite 220			
City:	Phoenix	State:	Arizona
Zip Code:	85027		

Email:

acc.inquiries@gwresources.com
--

Ownership:

"C" Corporation

Counties Served:

Pima

ARIZONA CORPORATION COMMISSION
WATER UTILITY ANNUAL REPORT
Global Water - Las Quintas Serenas Water Company, Inc

Important changes during the year
--

No	For those companies not subject to the affiliated interest rules, has there been a change in ownership or direct control during the year?
	If yes, please provide specific details in the box below.
	No change in ownership or direct control.

No	Has the company been notified by any other regulatory authorities during the year, that they are out of compliance?
	If yes, please provide specific details in the box below.
	No notification by any other regulatory authorities during the year that the company is out of compliance.

Utility Plant in Service (Water)							
Account No.	Description	Beginning Year Original Cost	Current Year Additions	Current Year Retirements	Adjusted Original Cost	Accumulated Depreciation	OCLD (OC less AD)
301	Organization	\$0	\$0	\$0	\$0	\$0	\$0
302	Franchises	0	0	0	0	0	0
303	Land and Land Rights	217	0	0	217	0	217
304	Structures and Improvements	241,697	1,274	0	242,971	109,904	133,067
305	Collecting & Improving Reservoirs	0	0	0	0	0	0
306	Lake, River, Canal Intakes	0	0	0	0	0	0
307	Wells and Springs	293,429	0	0	293,429	191,424	102,004
308	Infiltration Galleries	0	0	0	0	0	0
309	Supply Mains	222,769	0	222,769	0	0	0
310	Power Generation Equipment	0	0	0	0	0	0
311	Pumping Equipment	475,893	4,374	0	480,266	474,020	6,246
320	Water Treatment Equipment	0	0	0	0	0	0
320.1	Water Treatment Plants	867,449	0	0	867,449	360,330	507,119
320.2	Solution Chemical Feeders	0	0	0	0	0	0
320.3	Point-of-Use Treatment Devices	0	0	0	0	0	0
330	Distribution Reservoirs and Standpipes	0	0	0	0	0	0
330.1	Storage Tanks	632,325	0	0	632,325	249,331	382,994
330.2	Pressure Tanks	0	0	0	0	0	0
331	Transmission and Distribution Mains	924,616	38,165	0	962,781	720,118	242,663
333	Services	2,427	0	0	2,427	2,427	0
334	Meters and Meter Installations	167,957	389,819	167,957	389,819	(34,923)	424,742
335	Hydrants	0	0	0	0	0	0
336	Backflow Prevention Devices	1,363	0	0	1,363	1,265	98
339	Other Plant and Misc. Equipment	0	0	0	0	0	(0)
340	Office Furniture and Equipment	34,025	3,922	0	37,947	32,715	5,232
340.1	Computer & Software	0	48,246	0	48,246	11,362	36,884
341	Transportation Equipment	66,070	44,875	0	110,945	42,980	67,965
342	Stores Equipment	0	5,829	0	5,829	117	5,712
343	Tools, Shop and Garage Equipment	0	0	0	0	0	0
344	Laboratory Equipment	0	8,632	0	8,632	432	8,201
345	Power Operated Equipment	65,607	0	1,976	63,631	14,516	49,115
346	Communication Equipment	0	8,678	0	8,678	434	8,244
347	Miscellaneous Equipment	10,266	1,084	0	11,351	9,717	1,633
348	Other Tangible Plant	(0)	222,769	0	222,769	222,769	0
	Totals	\$4,006,110	\$777,665	\$392,702	\$4,391,074	\$2,408,938	\$1,982,136

Depreciation Expense for the Current Year (Water)									
Account No.	Description	Beginning Year Original Cost	Current Year Additions	Current Year Retirements	Adjusted Original Cost	Fully Depreciated/Non- depreciable Plant	Depreciable Plant	Depreciation Percentages	Depreciation Expense
301	Organization	\$0	\$0	\$0	\$0	\$0	\$0	0.00%	\$0
302	Franchises	0	0	0	0	0	0	0.00%	0
303	Land and Land Rights	217	0	0	217	217	0	0.00%	0
304	Structures and Improvements	241,697	1,274	0	242,971	0	242,971	3.33%	7,141
305	Collecting & Improving Reservoirs	0	0	0	0	0	0	0.00%	0
306	Lake, River, Canal Intakes	0	0	0	0	0	0	0.00%	0
307	Wells and Springs	293,429	0	0	293,429	88,881	204,547	2.50%	3,309
308	Infiltration Galleries	0	0	0	0	0	0	0.00%	0
309	Supply Mains	222,769	0	222,769	0	0	0	2.00%	(2,047)
310	Power Generation Equipment	0	0	0	0	0	0	0.00%	0
311	Pumping Equipment	475,893	4,374	0	480,266	466,442	13,824	12.50%	1,536
320	Water Treatment Equipment	0	0	0	0	0	0	0.00%	0
320.1	Water Treatment Plants	867,449	0	0	867,449	0	867,449	3.33%	25,979
320.2	Solution Chemical Feeders	0	0	0	0	0	0	0.00%	0
320.3	Point-of-Use Treatment Devices	0	0	0	0	0	0	0.00%	0
330	Distribution Reservoirs and Standpipes	0	0	0	0	0	0	0.00%	0
330.1	Storage Tanks	632,325	0	0	632,325	0	632,325	2.22%	12,205
330.2	Pressure Tanks	0	0	0	0	0	0	0.00%	0
331	Transmission and Distribution Mains	924,616	38,165	0	962,781	0	962,781	2.00%	14,953
333	Services	2,427	0	0	2,427	2,427	0	0.00%	0
334	Meters and Meter Installations	167,957	389,819	167,957	389,819	101,418	288,401	8.33%	22,449
335	Hydrants	0	0	0	0	0	0	0.00%	0
336	Backflow Prevention Devices	1,363	0	0	1,363	1,137	226	6.67%	(681)
339	Other Plant and Misc. Equipment	0	0	0	0	0	0	0.00%	0
340	Office Furniture and Equipment	34,025	3,922	0	37,947	25,116	12,831	6.67%	1,028
340.1	Computer & Software	0	48,246	0	48,246	0	48,246	20.00%	11,362
341	Transportation Equipment	66,070	44,875	0	110,945	23,292	87,653	20.00%	10,765
342	Stores Equipment	0	5,829	0	5,829	0	5,829	4.00%	117
343	Tools, Shop and Garage Equipment	0	0	0	0	0	0	0.00%	0
344	Laboratory Equipment	0	8,632	0	8,632	0	8,632	10.00%	432
345	Power Operated Equipment	65,607	0	1,976	63,631	1,172	62,459	5.00%	3,734
346	Communication Equipment	0	8,678	0	8,678	0	8,678	10.00%	434
347	Miscellaneous Equipment	10,266	1,084	0	11,351	7,589	3,762	10.00%	364
348	Other Tangible Plant	(0)	222,769	0	222,769	222,769	0	10.00%	0
	Subtotal	\$4,006,110	\$777,665	\$392,702	\$4,391,074	\$940,460	\$3,450,614		\$113,079

Contribution(s) in Aid of Construction (Gross)	\$1,045,485
Less: Non Amortizable Contribution(s)	0
Fully Amortized Contribution(s)	0
Amortizable Contribution(s)	\$1,045,485
Times: Proposed Amortization Rate	3.28%
Amortization of CIAC	\$34,154

Less: Amortization of CIAC **\$34,154**

DEPRECIATION EXPENSE **\$78,925**

Global Water - Las Quintas Serenas Water Company, Inc
Annual Report
Balance Sheet Assets
12/31/22

Balance Sheet Assets				
	Assets		Balance at Beginning of Year (2022)	Balance at End of Year (2022)
Account No.	Current and Accrued Assets			
131	Cash		\$408,287	\$448,829
132	Special Deposits		0	0
133	Other Special Deposits		1,230	1,230
134	Working Funds		0	0
135	Temporary Cash Investments		0	0
141	Customer Accounts Receivable		56,646	27,935
142	Other Accounts Receivable		0	0
143	Accumulated Provision for Uncollectable Accounts		(6,547)	(4,718)
146	Notes Receivable from Associated Companies		0	0
151	Plant Material and Supplies		0	0
162	Prepayments		5,980	0
173	Accrued Utility Revenue		51,120	29,059
174	Miscellaneous Current and Accrued Assets		0	0
	Total Current and Accrued Assets		\$516,716	\$502,334
	Deferred Debits			
186.1	Deferred Rate Case Expense		\$0	\$0
190	Accumulated Deferred Income Taxes		0	116,279
	Total Deferred Debits		\$0	\$116,279
Account No.	Fixed Assets			
101	Utility Plant in Service*		\$4,006,110	\$4,391,074
103	Property Held for Future Use		0	0
105	Construction Work in Progress		165,131	219,754
108	Accumulated Depreciation (enter as negative)*		(2,609,611)	(2,408,938)
121	Non-Utility Property		0	0
122	Accumulated Depreciation - Non Utility		0	0
	Total Fixed Assets		\$1,561,630	\$2,201,890
	Other Fixed Assets			
114	Utility Plant Acquisition Adjustments		\$1,134,769	\$1,083,884
	Total Other Fixed Assets		\$1,134,769	\$1,083,884
	Total Assets		\$3,213,115	\$3,904,387

*Note these items feed automatically from AR3 UPIS Page 4

Global Water - Las Quintas Serenas Water Company, Inc
Annual Report
Balance Sheet Liabilities and Owners Equity

Balance Sheet Liabilities and Owners Equity				
	Liabilities		Balance at Beginning of Year (2022)	Balance at End of Year (2022)
Account No.	Current Liabilities			
231	Accounts Payable		\$842	\$7,088
232	Notes Payable (Current Portion)		0	0
234	Notes Payable to Associated Companies		0	0
235	Customer Deposits		4,680	4,943
236	Accrued Taxes, Income Taxes		9,920	21,259
237	Accrued Interest		0	33
241	Miscellaneous Current and Accrued Liabilities		99,097	89,745
242	Miscellaneous Current and Accrued Liabilities		0	0
	Total Current Liabilities		\$114,539	\$123,068
	Long Term Debt			
224	Long Term Debt (Notes and Bonds)		\$0	\$0
	Deferred Credits			
251	Unamortized Premium on Debt		\$0	\$0
252	Advances in Aid of Construction		87,840	87,789
253	Other Deferred Credits		0	0
255	Accumulated Deferred Investment Tax Credits		0	0
271	Contributions in Aid of Construction		1,045,485	1,045,485
272	Less: Amortization of Contributions		(425,071)	(408,082)
281	Accumulated Deferred Income Tax		(82,979)	48,613
	Total Deferred Credits		\$625,276	\$773,805
	Total Liabilites		\$739,815	\$896,873
	Capital Accounts			
201	Common Stock Issued		\$0	\$0
211	Other Paid-In Capital		1,057,395	2,984,024
215	Retained Earnings		1,415,905	23,489
218	Proprietary Capital (Sole Props and Partnerships)		0	0
	Total Capital		\$2,473,300	\$3,007,513
	Total Liabilities and Capital		\$3,213,115	\$3,904,386

Note: Total liabilities and Capital must match total assets for the beginning and end of the year!

Global Water - Las Quintas Serenas Water Company, Inc
Annual Report
Water Comparative Income Statement
12/31/22

Water Comparative Income Statement			
Account No.	Calendar Year	Current Year 01/01/2022 - 12/31/2022	Last Year 01/01/2021 - 12/31/2021
	Operating Revenue		
461	Metered Water Revenue	\$745,783	\$800,539
460	Unmetered Water Revenue	0	0
462	Fire Protection Revenue	0	0
469	Guaranteed Revenues (Surcharges)	0	0
471	Miscellaneous Service Revenues	0	0
474	Other Water Revenue	9,915	69,326
	Total Revenues	\$755,698	\$869,865
	Operating Expenses		
601	Salaries and Wages	\$240,979	\$227,941
604	Employee Pensions and Benefits	33,331	2,379
610	Purchased Water	0	0
615	Purchased Power	100,887	100,490
616	Fuel for Power Production	0	0
618	Chemicals	3,459	4,342
620	Materials and Supplies	4,004	0
620.1	Repairs and Maintenance	14,750	10,137
620.2	Office Supplies and Expense	24,922	18,653
630	Contractual Services	0	0
631	Contractual Services - Engineering	0	0
632	Contractual Services - Accounting	13,990	8,581
633	Contractual Services - Legal	19,683	54,378
634	Contractual Services - Management Fees	0	4,049
635	Contractual Services - Water Testing	9,761	5,088
636	Contractual Services - Other	50,215	16,593
640	Rents	0	11,955
641	Rental of Building/Real Property	18,484	0
642	Rental of Equipment	363	0
650	Transportation Expenses	20,029	9,048
656	Insurance - Vehicles	0	0
657	Insurance - General Liability	13,330	7,081
658	Insurance - Worker's Comp	1,994	2,274
657.1	Insurance - Health and Life	0	0
660	Advertising	3,573	2
665	Regulatory Commission Expense - Rate	0	0
667	Regulatory Commission Expense - Other	12,352	0
670	Bad Debt Expense	18,053	6,547
675	Miscellaneous Expense	29,331	20,976
403	Depreciation Expense (From Schedule AR4)	78,925	120,102
408	Taxes Other Than Income	4,209	1,794
408.11	Property Taxes	39,331	32,533
408.12	Payroll Taxes	14,850	0
409	Income Taxes	(8,194)	50,265
427.1	Customer Security Deposit Interest	34	0
	Total Operating Expenses	\$762,647	\$715,208
	Operating Income / (Loss)	(\$6,948)	\$154,657
	Other Income / (Expense)		
414	Gain/Loss on Dispositions	\$0	\$0
419	Interest and Dividend Income	34	125,203
421	Non-Utility Income	0	0
426	Miscellaneous Non-Utility (Expense)	(10)	0
427	Interest (Expense)	1,344	(49,777)
	Total Other Income / (Expense)	\$1,369	\$75,426
	Net Income / (Loss)	(\$5,580)	\$230,083

Full time equivalent employees

	Direct Company	Allocated	Outside service	Total
President	0.0	0.0	0.0	0.0
Vice-president	0.0	0.1	0.0	0.1
Manager	0.0	0.0	0.0	0.0
Engineering Staff	0.0	0.2	0.0	0.2
System Operator(s)	0.0	1.7	0.0	1.7
Meter reader	0.0	0.0	0.0	0.0
Customer Service	0.0	0.3	0.0	0.3
Accounting	0.0	0.2	0.0	0.2
Business Office	0.0	0.2	0.0	0.2
Rates Department	0.0	0.0	0.0	0.0
Administrative Staff	0.0	0.4	0.0	0.4
Other	0.0	0.0	0.0	0.0
Total	0.0	3.3	0.0	3.3

Global Water - Las Quintas Serenas Water Company, Inc
Annual Report
Supplemental Financial Data (Long-Term Debt)
12/31/22

Supplemental Financial Data (Long-Term Debt)				
	Loan #1	Loan #2	Loan #3	Loan #4
Date Issued	N/A	N/A	N/A	N/A
Source of Loan	N/A	N/A	N/A	N/A
ACC Decision No.	N/A	N/A	N/A	N/A
Reason for Loan	N/A	N/A	N/A	N/A
Dollar Amt. Issued	N/A	N/A	N/A	N/A
Amount Outstanding	N/A	N/A	N/A	N/A
Date of Maturity	N/A	N/A	N/A	N/A
Interest Rate	N/A	N/A	N/A	N/A
Current Year Interest	N/A	N/A	N/A	N/A
Current Year Principal	N/A	N/A	N/A	N/A

Meter Deposit Balance at Test Year End:	\$87,789
---	----------

Meter Deposits Refunded During the Test Year:	\$51
---	------

List all bonds, notes, loans, and other types of indebtedness in which the proceeds were used in the provision of public utility service. Indebtedness incurred for personal uses by the owner of the utility should not be listed. Input 0 or none if there is nothing to report for that cell.

[illegible]

Name of system water delivered to:	NA	
ADWR PCC Number:		#N/A
Source of water delivered to another system	NA	

Name of system water received from:	NA	
ADWR PCC Number:		#N/A
Source of water received	NA	
Well registry 55# (55-XXXXXX):	NA	

Month	Water withdrawn (gallons)1	Water sold (gallons)2	Water delivered (sold) to other systems (gallons)3	Water received (purchased) from other systems (gallons)4	Estimated authorized use (gallons)5	Purchased Power Expense ⁶	Purchased Power (kWh) ⁷
January	9,393,400.00	9,471,473.00	0.00	0.00	0.00	\$8,071	39,700
February	10,468,300.00	9,413,481.00	0.00	0.00	0.00	7,633	41,723
March	11,730,000.00	9,128,786.00	0.00	0.00	0.00	7,403	39,159
April	17,388,200.00	12,295,413.00	0.00	0.00	0.00	9,493	56,286
May	17,597,300.00	13,743,673.00	0.00	0.00	0.00	9,173	62,204
June	17,668,900.00	18,999,795.00	0.00	0.00	0.00	9,391	68,899
July	16,816,400.00	14,944,204.00	0.00	0.00	0.00	8,980	61,904
August	12,974,200.00	13,114,773.00	0.00	0.00	0.00	7,821	46,413
September	13,661,300.00	13,259,185.00	0.00	0.00	0.00	8,765	54,911
October	12,732,600.00	10,293,129.00	0.00	0.00	0.00	8,889	45,183
November	11,778,500.00	11,154,436.00	0.00	0.00	0.00	9,313	47,331
December	10,011,000.00	9,943,340.00	0.00	0.00	0.00	7,927	40,021
Totals	162,220,100.00	145,761,688.00	0.00	0.00	0.00	\$102,858	603,734

<p>If applicable, in the space below please provide a description for all un-metered water use along with amounts:</p> <p>NA</p>	
---	--

1	Water withdrawn - Total gallons of water withdrawn from pumped sources.
2	Water sold - Total gallons from customer meters, and other sales such as construction water.
3	Water delivered (sold) to other systems - Total gallons of water delivered to other systems.
4	Water received (purchased) from other systems - Total gallons of water purchased/received from other systems.
5	Estimated authorized use - Total estimated gallons from authorized metered or unmetered use. Authorized uses such as flushing (mains, services and hydrants) draining/cleaning tanks, process, construction, fire fighting, etc. Non-authorized use (real losses) are service line breaks and leaks, water main breaks, meter inaccuracies and theft.
6	Enter the total purchased power costs for the power meters associated with this system.
7	Enter the total purchased kWh used by the power meters associated with this system.

Water Utility Plant Description		
Name of the System:	GLOBAL WATER - LAS QUINTAS SERENAS WATER COMPANY INC	
ADEQ Public Water System Number:	AZ0410064	
ADWR PCC Number:	91-000427.0000	

MAINS		
Sizes (inches)	Material	Length (feet)
10.00	PVC	1,500
12.00	Transite	1,200
6.00	Transite	10,700
12.00	Unknown	1,600
10.00	Unknown	1,500
8.00	Unknown	15,296
6.00	Unknown	54,600
4.00	Unknown	18,069
3.00	Unknown	1,400
2.00	Unknown	409
1.00	Unknown	8
8.00	PVC	11
NA	NA	NA
NA	NA	NA

SERVICE LINES		
Material	Percent of system	Year installed
Copper	95%	NA
Unknown	5%	0
NA	0%	0
NA	0%	0
NA	0%	0

BOOSTER PUMPS		
Horsepower	GPM	Quantity
25	200	4
0	0	0
0	0	0
0	0	0

STORAGE TANKS			
Capacity (gallons)	Material	Quantity	Year installed
30,000	Steel	1	1970
60,000	Steel	1	1985
400,000	Steel	1	2007
0	0	0	0
0	0	0	0
0	0	0	0

CUSTOMER METERS			
Size (inches)	Quantity	Percent over 1,00,000 gallons	Percent over 10 years old
5/8 X 3/4	822	0%	0%
3/4	256	0%	0%
1	18	0%	0%
1.5	8	12%	0%
2	157	0%	0%
4	2	0%	0%
NA	0	0%	0%
NA	0	0%	0%
NA	0	0%	0%
NA	0	0%	0%
NA	0	0%	0%
NA	0	0%	0%
NA	0	0%	0%
NA	0	0%	0%
NA	0	0%	0%
NA	0	0%	0%

FIRE HYDRANTS	
Type	Quantity
Standard *	0
Other	0

PRESSURE/BLADDER TANKS			
Capacity (gallons)	Material	Quantity	Year installed
1,000	Steel	2	2008
2,500	Steel	1	1997
3,000	Steel	4	1984
0	0	0	0
0	0	0	0
0	0	0	0

* A standard fire hydrant has two 2.5 inch hose connection nozzles with 7.5 threads per inch, and one 4.5 inch pumper connection nozzle with 4 threads per inch.

Water Utility Plant Description (Continued)
--

For the following three items, list the utility owned assets in each category for each system.

TREATMENT EQUIPMENT:	1276 gpm Arsenic Treatment System with 2-10' diameter absorbtion vessels, 12'x16.4' backwash/rinse tanks at Well 6 site.
STRUCTURES:	Steel Portable shed 8'x20' at well 5 and steel connex storage 8'x40' at well 7.
OTHER:	NA

Provide a calculation used to determine the value of one water equivalent residential connection (ERC).

Use one of the following methods:

- (a) If actual flow data are available from the preceding 12 months, divide the total annual single family residence (SFR) gallons sold by the average number of single family residence customers for the same period and divide the result by 365
- (b) If no historical flow data are available, use:

$$ERC = (\text{Total SFR gallons sold (Omit 000)} / 365 \text{ days} / 350 \text{ gallons per day})$$

ERC	319
Method used:	(a)

Customer and Other Information	
Name of the System:	GLOBAL WATER - LAS QUINTAS SERENAS WATER COMPANY INC
ADEQ Public Water System Number:	AZ0410064
ADWR PCC Number:	91-000427.0000

Month	Number of Customers				
	Single-Family	Multi-Family	Commercial	Turf/Irrigation	Other Non-Residential
January	1,079	0	169	0	0
February	1,073	0	175	0	0
March	1,075	0	174	0	0
April	1,075	0	176	0	0
May	1,075	0	176	0	0
June	1,075	0	182	0	0
July	1,075	0	183	0	0
August	1,075	0	183	0	0
September	1,075	0	187	0	0
October	1,075	0	187	0	0
November	1,075	0	188	0	0
December	1,075	0	188	0	0

If the system has fire hydrants, what is the fire flow requirements? GPM for hrs.

Does the system have chlorination treatment?

Does the Company have an ADWR Gallons Per Capita Per Day (GPCPD) requirement?

If yes, provide the GPCPD amount:

Is the Water Utility located in an ADWR Active Management Area (AMA)?
If yes, which AMA?

What is the present system connection capacity (in ERCs *) using existing lines?

What is the future system connection capacity (in ERCs *) upon service area buildout?

Describe any plans and estimated completion dates for any enlargements or improvements of this system.

Currently the PWS is in the process of integrating a water model to determine the best way to optimize pressure and flow. Future enlargements and or improvements of the system will be based on the water model's output data and Professional Engineer analysis.

* an ERC is based on the calculation on the bottom of AR9 page 12.

Global Water - Las Quintas Serenas Water Company, Inc
Annual Report
Utility Shutoffs / Disconnects
12/31/22

Utility Shutoffs / Disconnects	
Name of the System:	GW - LAS QUINTAS SERENAS WATER COMPANY INC
ADEQ Public Water System Number:	AZ0410064
ADWR PCC Number:	91-000427.0000

Month	Termination without Notice R14-2-410.B	Termination with Notice R14-2- 410.C	Other
January	0	0	0
February	0	0	0
March	0	0	0
April	0	0	0
May	0	0	0
June	0	19	0
July	0	7	0
August	0	0	0
September	0	13	0
October	0	5	0
November	0	2	0
December	0	9	0
Total	0	55	0

Other (description):

NA

Instructions: Fill out the Grey Cells with the relevent information. Input 0 or none if there is nothing recorded in that account or there is no applicable information to report.

Property Taxes	
----------------	--

Amount of actual property taxes paid during Calendar Year 2022 was
--

\$16,676

If no property taxes paid, explain why.

NA

Instructions: Fill out the Grey Cells with the relevant information. Input 0 or none if there is nothing recorded in that account or there is no applicable information to report.

Verification and Sworn Statement (Taxes)

Verification: State of Arizona I, the undersigned of the
(state name)

County of (county name): Maricopa
Name (owner or official) title: Christopher D. Krygier
Company name: Global Water - Las Quintas Serenas Water Company, Inc

DO SAY THAT THIS ANNUAL UTILITY PROPERTY TAX AND SALES TAX REPORT TO THE ARIZONA CORPORATION COMMISSION.

FOR THE YEAR ENDING: 12/31/22

HAS BEEN PREPARED UNDER MY DIRECTION, FROM THE ORIGINAL BOOKS, PAPERS AND RECORDS OF SAID UTILITY; THAT I HAVE CAREFULLY EXAMINED THE SAME, AND DECLARE THE SAME TO BE A COMPLETE AND CORRECT STATEMENT OF BUSINESS AND AFFAIRS OF SAID UTILITY FOR THE PERIOD COVERED BY THIS REPORT IN RESPECT TO EACH AND EVERY MATTER AND THING SET FORTH, TO THE BEST OF MY KNOWLEDGE, INFORMATION AND BELIEF.

Sworn Statement: I HEREBY ATTEST THAT ALL PROPERTY TAXES FOR SAID COMPANY ARE CURRENT AND PAID IN FULL.

I HEREBY ATTEST THAT ALL SALES TAXES FOR SAID COMPANY ARE CURRENT AND PAID IN FULL.



signature of owner/official

623-377-2603

telephone no.

SUBSCRIBED AND SWORN TO BEFORE ME A NOTARY PUBLIC
IN AND FOR THE COUNTY

THIS

11th


DAY OF

Maricopa

(county name)

April 2023

(month) and (year)



MY COMMISSION EXPIRES

7.1.2024

(date)



(signature of notary public)

Verification and Sworn Statement

Verification:

State of Arizona I, the undersigned of the
(state name)
County of (county name): Maricopa
Name (owner or official) title: Christopher D. Krygier
Company name: Global Water - Las Quintas Serenas Water Company, Inc

DO SAY THAT THIS ANNUAL UTILITY PROPERTY TAX AND SALES TAX REPORT TO THE ARIZONA CORPORATION COMMISSION.

FOR THE YEAR ENDING: 12/31/22

HAS BEEN PREPARED UNDER MY DIRECTION, FROM THE ORIGINAL BOOKS, PAPERS AND RECORDS OF SAID UTILITY; THAT I HAVE CAREFULLY EXAMINED THE SAME, AND DECLARE THE SAME TO BE A COMPLETE AND CORRECT STATEMENT OF BUSINESS AND AFFAIRS OF SAID UTILITY FOR THE PERIOD COVERED BY THIS REPORT IN RESPECT TO EACH AND EVERY MATTER AND THING SET FORTH, TO THE BEST OF MY KNOWLEDGE, INFORMATION AND BELIEF.

Sworn Statement: IN ACCORDANCE WITH THE REQUIREMENTS OF TITLE 40, ARTICLE 8, SECTION 40-401, ARIZONA REVISED STATUTES, IT IS HEREIN REPORTED THAT THE GROSS OPERATING REVENUE OF SAID UTILITY DERIVED FROM ARIZONA INTRASTATE UTILITY OPERATIONS DURING THE CALENDAR YEAR WAS:

Arizona Intrastate Gross Operating Revenues Only (\$)

\$817,590

(The amount in the box above includes

\$63,499 in sales taxes
billed or collected)


Christopher D. Krygier

signature of owner/official

623-377-2603

telephone no.

SUBSCRIBED AND SWORN TO BEFORE ME A NOTARY PUBLIC
IN AND FOR THE COUNTY



THIS

11th

DAY OF

Maricopa
(county name)

April 2023
(month) and (year)

MY COMMISSION EXPIRES

7.1.2024
(date)

[Signature]
(signature of notary public)

Verification and Sworn Statement (Residential Revenue)

Verification:

State of Arizona I, the undersigned of the
(state name)

County of (county name): Maricopa
Name (owner or official) title: Christopher D. Krygier
Company name: Global Water - Las Quintas Serenas Water Company, Inc

DO SAY THAT THIS ANNUAL UTILITY PROPERTY TAX AND SALES TAX REPORT TO THE ARIZONA CORPORATION COMMISSION.

FOR THE YEAR ENDING: 12/31/22

HAS BEEN PREPARED UNDER MY DIRECTION, FROM THE ORIGINAL BOOKS, PAPERS AND RECORDS OF SAID UTILITY; THAT I HAVE CAREFULLY EXAMINED THE SAME, AND DECLARE THE SAME TO BE A COMPLETE AND CORRECT STATEMENT OF BUSINESS AND AFFAIRS OF SAID UTILITY FOR THE PERIOD COVERED BY THIS REPORT IN RESPECT TO EACH AND EVERY MATTER AND THING SET FORTH, TO THE BEST OF MY KNOWLEDGE, INFORMATION AND BELIEF.

Sworn Statement: IN ACCORDANCE WITH THE REQUIREMENTS OF TITLE 40, ARTICLE 8, SECTION 40-401, ARIZONA REVISED STATUTES, IT IS HEREIN REPORTED THAT THE GROSS OPERATING REVENUE OF SAID UTILITY DERIVED FROM ARIZONA INTRASTATE UTILITY OPERATIONS RECEIVED FROM RESIDENTIAL CUSTOMERS DURING THE CALENDAR YEAR WAS:

Arizona Intrastate Gross Operating Revenues Only (\$)

\$591,444

(The amount in the box above includes

\$45,935 in sales taxes
billed or collected)

Christopher D. Krygier

signature of owner/official

623-377-2603

telephone no.

SUBSCRIBED AND SWORN TO BEFORE ME A NOTARY PUBLIC
IN AND FOR THE COUNTY

Maricopa
(county name)

THIS


11th

DAY OF

April 2023
(month) and (year)

MY COMMISSION EXPIRES

7.1.2024
(date)



[Signature]

(signature of notary public)

Gross-up Sharing Method for Income Tax Statement of Certification

Verification:


State of Arizona I, the undersigned of the
(state name)

County of (county name): Maricopa
Name (owner or official) title: Christopher D. Krygier
Company name: Global Water - Las Quintas Serenas Water Company, Inc

FOR THE YEAR ENDING: 12/31/22

Sworn Statement:

IN ACCORDANCE WITH THE REQUIREMENTS OF DECISION NO. 77084, BECAUSE THE UTILITY REQUIRES THE GROSS UP OF ADVANCES AND CONTRIBUTIONS, I HEREBY STATE THAT THE UTILITY HAS NOT INCURRED NOR IS EXPECTED TO INCUR A NET INCREASE IN CURRENT INCOME TAX EXPENSE OR A DECREASE IN DEFERRED TAX ASSET FOR A CARRY FORWARD ACCORDING TO GAAP IN AN AMOUNT EQUAL TO OR GREATER THAN THE AMOUNT OF THE REQUIRED GROSS UP PAID BY DEVELOPERS IN THE PERIOD COVERED BY THIS ANNUAL REPORT.



signature of owner/official

623-377-2603

telephone no.

SUBSCRIBED AND SWORN TO BEFORE ME A NOTARY PUBLIC
IN AND FOR THE COUNTY

Maricopa
(county name)

THIS


14th

DAY OF

April 2023
(month) and (year)

MY COMMISSION EXPIRES

7-1-2024
(date)





(signature of notary public)