

**ANNUAL REPORT**

Of

Company Name: **Las Quintas Serenas Water Company**

Mailing Address: PO Box 68  
Sahuarita AZ 85629

Docket No.: W-01583A

For the Year Ended: **12/31/18**

**RECEIVED**

**APR 08 2019**

ARIZONA CORP COMMISSION  
UTILITIES DIVISION - DIRECTOR'S OFFICE

**WATER UTILITY**

To

Arizona Corporation Commission

**Due on April 15th**

Email: [rdelafuente@azcc.gov](mailto:rdelafuente@azcc.gov), mail or deliver the completed Annual Report to:

Arizona Corporation Commission  
Compliance Section - Utilities Division  
1200 West Washington Street  
Phoenix, Arizona 85007

Application Type: **Original Filing**

Application Date: **1/22/2019**

4-9-19

ARIZONA CORPORATION COMMISSION  
WATER UTILITIY ANNUAL REPORT  
Las Quintas Serenas Water Company  
A Class ☐ Utility

1. For the Calendar Year Ended: 12/31/18

2. Address: 

PO Box 68					
City:	Sahuarita	State:	Arizona	Zip Code:	85629

3. Telephone Number: 

(520) 625-8040
----------------

4. Date of Original Organization of Utility: 

6/25/1957
-----------

5. Person to whom correspondence should be addressed concerning this report:

Name: 

Omar Mejia
------------

  
Telephone No. : 

(520) 625-8040
----------------

  
Address: 

75 W Calle de Las Tiendas Suite 115B					
City:	Green Valley	State:	Arizona	Zip Code:	85614

  
Email: 

omar@lqswater.com
-------------------

6. On-Site Manager:

Name: 

Omar Mejia
------------

  
Telephone No. : 

(520) 625-8040
----------------

  
Address: 

PO Box 38					
City:	Green Valley	State:	Arizona	Zip Code:	85614

  
Email: 

omar@lqswater.com
-------------------

7. Ownership: 

"C" Corporation
-----------------

8. Counties Served: 

Pima
------

Las Quintas Serenas Water Company  
Annual Report  
Utility Plant in Service (Water)  
12/31/18

Utility Plant in Service (Water)							
Account No.	Description	Beginning Year Original Cost	Current Year Additions	Current Year Retirements	Adjusted Original Cost	Accumulated Depreciation	OCLD (OC less AD)
301	Organization	0	0	0	0	0	0
302	Franchises	0	0	0	0	0	0
303	Land and Land Rights	217	0	0	217	0	217
304	Structures and Improvements	241,697	0	0	241,697	82,365	159,332
305	Collecting & Improving Reservoirs	0	0	0	0	0	0
306	Lake, River, Canal Intakes	0	0	0	0	0	0
307	Wells and Springs	368,994	40,375	0	409,369	248,350	161,019
308	Infiltration Galleries	0	0	0	0	0	0
309	Supply Mains	0	0	0	0	0	0
310	Power Generation Equipment	0	0	0	0	0	0
311	Pumping Equipment	473,131	0	0	473,131	473,131	0
320	Water Treatment Equipment	0	0	0	0	0	0
320.1	Water Treatment Plants	707,521	0	0	707,521	236,050	471,471
320.2	Solution Chemical Feeders	0	0	0	0	0	0
320.3	Point-of-Use Treatment Devices	0	0	0	0	0	0
330	Distribution Reservoirs and Standpipes	0	0	0	0	0	0
330.1	Storage Tanks	630,761	0	0	630,761	204,139	426,622
330.2	Pressure Tanks	0	0	0	0	0	0
331	Transmission and Distribution Mains	924,616	0	0	924,616	710,977	213,639
333	Services	2,427	0	0	2,427	1,518	909
334	Meters and Meter Installations	112,243	6,227	0	118,470	118,470	0
335	Hydrants	0	0	0	0	0	0
336	Backflow Prevention Devices	1,363	0	0	1,363	1,363	0
339	Other Plant and Misc. Equipment	0	0	0	0	0	0
340	Office Furniture and Equipment	34,025	0	0	34,025	32,285	1,740
340.1	Computer & Software	0	0	0	0	0	0
341	Transportation Equipment	30,792	0	0	30,792	30,792	0
342	Stores Equipment	0	0	0	0	0	0
343	Tools, Shop and Garage Equipment	0	0	0	0	0	0
344	Laboratory Equipment	0	0	0	0	0	0
345	Power Operated Equipment	23,620	0	0	23,620	7,659	15,961
346	Communication Equipment	0	0	0	0	0	0
347	Miscellaneous Equipment	9,966	0	0	9,966	9,966	0
348	Other Tangible Plant	222,769	0	0	222,769	74,180	148,589
	<b>Totals</b>	<b>3,784,142</b>	<b>46,602</b>	<b>0</b>	<b>3,830,744</b>	<b>2,231,245</b>	<b>1,599,499</b>

**Instructions:** Fill out the Grey Cells with the relevant information. Input 0 or none if there is nothing recorded in that account or there is no applicable information to report.

Las Quintas Serenas Water Company  
Annual Report  
Depreciation Expense for the Current Year (Water)  
12/31/18

Depreciation Expense for the Current Year (Water)								
Account No.	Description	Beginning Year Original Cost	Current Year Additions	Current Year Retirements	Adjusted Original Cost	Fully Depreciated/Non-depreciable Plant	Depreciation Percentages	Depreciation Expense
301	Organization	0	0	0	0	0	0.00%	0
302	Franchises	0	0	0	0	0	0.00%	0
303	Land and Land Rights	217	0	0	217	217	0.00%	0
304	Structures and Improvements	241,697	0	0	241,697	0	3.33%	8,049
305	Collecting & Improving Reservoirs	0	0	0	0	0	0.00%	0
306	Lake, River, Canal Intakes	0	0	0	0	0	0.00%	0
307	Wells and Springs	368,994	40,375	0	409,369	0	3.33%	13,632
308	Infiltration Galleries	0	0	0	0	0	0.00%	0
309	Supply Mains	0	0	0	0	0	0.00%	0
310	Power Generation Equipment	0	0	0	0	0	0.00%	0
311	Pumping Equipment	473,131	0	0	473,131	473,131	12.50%	0
320	Water Treatment Equipment	0	0	0	0	0	0.00%	0
320.1	Water Treatment Plants	707,521	0	0	707,521	0	3.33%	23,561
320.2	Solution Chemical Feeders	0	0	0	0	0	0.00%	0
320.3	Point-of-Use Treatment Devices	0	0	0	0	0	0.00%	0
330	Distribution Reservoirs and Standpipes	0	0	0	0	0	0.00%	0
330.1	Storage Tanks	630,761	0	0	630,761	0	2.22%	14,003
330.2	Pressure Tanks	0	0	0	0	0	0.00%	0
331	Transmission and Distribution Mains	924,616	0	0	924,616	0	2.00%	18,492
333	Services	2,427	0	0	2,427	0	3.33%	81
334	Meters and Meter Installations	112,243	6,227	0	118,470	0	8.33%	7,702
335	Hydrants	0	0	0	0	0	2.00%	0
336	Backflow Prevention Devices	1,363	0	0	1,363	1,363	6.67%	0
339	Other Plant and Misc. Equipment	0	0	0	0	0	0.00%	0
340	Office Furniture and Equipment	34,025	0	0	34,025	0	6.67%	2,269
340.1	Computer & Software	0	0	0	0	0	0.00%	0
341	Transportation Equipment	30,792	0	0	30,792	0	20.00%	1,342
342	Stores Equipment	0	0	0	0	0	0.00%	0
343	Tools, Shop and Garage Equipment	0	0	0	0	0	0.00%	0
344	Laboratory Equipment	0	0	0	0	0	0.00%	0
345	Power Operated Equipment	23,620	0	0	23,620	0	5.00%	1,181
346	Communication Equipment	0	0	0	0	0	0.00%	0
347	Miscellaneous Equipment	9,966	0	0	9,966	9,966	10.00%	0
348	Other Tangible Plant	222,769	0	0	222,769	0	3.33%	7,418
	<b>Subtotal</b>	<b>3,784,142</b>	<b>46,602</b>	<b>0</b>	<b>3,830,744</b>	<b>484,677</b>		<b>97,730</b>

Contribution(s) in Aid of Construction (Gross)  
Less: Non Amortizable Contribution(s)  
Fully Amortized Contribution(s)  
Amortizable Contribution(s)  
Times: Proposed Amortization Rate  
**Amortization of CIAC**

\$690,847

0

317,741

\$373,106

5.00%

\$18,655

Less: Amortization of CIAC \$18,655  
Amortization of Debt Issuance Cost \$9,281  
**DEPRECIATION EXPENSE** \$88,356

**Instructions:** Fill out the Grey Cells with the relevant information. Input 0 or none if there is nothing recorded in that account or there is no applicable information to report.

Las Quintas Serenas Water Company  
Annual Report  
Balance Sheet Assets  
12/31/18

Balance Sheet Assets				
	Assets		Balance at Beginning of Year (10/1/2017)	Balance at End of Year (9/30/2018)
Account No.	Current and Accrued Assets			
131	Cash		\$78,595	\$206,713
134	Working Funds		0	0
135	Temporary Cash Investments		0	0
141	Customer Accounts Receivable		18,876	27,757
146	Notes Receivable from Associated Companies		0	0
151	Plant Material and Supplies		3,475	3,620
162	Prepayments		0	0
174	Miscellaneous Current and Accrued Assets		441,336	367,569
	<b>Total Current and Accrued Assets</b>		<b>\$542,282</b>	<b>\$605,659</b>
Account No.	Fixed Assets			
101	Utility Plant in Service*		\$3,784,142	\$3,830,744
103	Property Held for Future Use		0	0
105	Construction Work in Progress		0	0
108	Accumulated Depreciation (enter as negative)*		(2,133,515)	(2,231,245)
121	Non-Utility Property		0	0
122	Accumulated Depreciation - Non Utility		0	0
	<b>Total Fixed Assets</b>		<b>\$1,650,627</b>	<b>\$1,599,499</b>
	<b>Total Assets</b>		<b>\$2,192,909</b>	<b>\$2,205,158</b>

**Instructions:** Fill out the Grey Cells with the relevant information. Input 0 or none if there is nothing recorded in that account or there is no applicable information to report.

\*Note these items feed automatically from AR3 UPIS Page 3

Las Quintas Serenas Water Company  
Annual Report  
Balance Sheet Liabilities and Owners Equity

Balance Sheet Liabilities and Owners Equity				
	Liabilities		Balance at Beginning of Year (10/1/2017)	Balance at End of Year (9/30/2018)
Account No.	Current Liabilities			
231	Accounts Payable		\$218	\$218
232	Notes Payable (Current Portion)		0	0
234	Notes Payable to Associated Companies		72,153	56,702
235	Customer Deposits		12,948	26,553
236	Accrued Taxes		16,900	10,277
237	Accrued Interest		0	0
242	Miscellaneous Current and Accrued Liabilities		0	0
	<b>Total Current Liabilities</b>		<b>\$102,219</b>	<b>\$93,749</b>
	Long Term Debt			
224	Long Term Debt (Notes and Bonds)		\$1,233,510	\$1,130,986
	Deferred Credits			
251	Unamortized Premium on Debt		\$0	\$0
252	Advances in Aid of Construction		0	0
255	Accumulated Deferred Investment Tax Credits		0	0
271	Contributions in Aid of Construction		690,847	690,847
272	Less: Amortization of Contributions		(597,103)	(615,758)
281	Accumulated Deferred Income Tax		0	0
	<b>Total Deferred Credits</b>		<b>\$93,744</b>	<b>\$75,089</b>
	<b>Total Liabilities</b>		<b>\$1,429,473</b>	<b>\$1,299,824</b>
	Capital Accounts			
201	Common Stock Issued		\$2,550	\$2,550
211	Other Paid-In Capital		5,180	5,180
215	Retained Earnings		755,707	897,604
218	Proprietary Capital (Sole Props and Partnerships)		0	0
	<b>Total Capital</b>		<b>\$763,437</b>	<b>\$905,334</b>
	<b>Total Liabilities and Capital</b>		<b>\$2,192,909</b>	<b>\$2,205,158</b>

**Instructions:** Fill out the Grey Cells with the relevant information. Input 0 or none if there is nothing recorded in that account or there is no applicable information to report.

**Note:** Total liabilities and Capital must match total assets for the beginning and end of the year!

Water Comparative Income Statement			
Account No.	Calendar Year	Current Year 10/01/2017 - 9/30/2018	Last Year 10/01/2016 - 9/30/2017
	<b>Operating Revenue</b>	\$656,019	\$619,098
461	Metered Water Revenue	0	0
460	Unmetered Water Revenue	0	0
462	Fire Protection Revenue	0	0
469	Guaranteed Revenues (Surcharges)	0	0
471	Miscellaneous Service Revenues	0	0
474	Other Water Revenue	120,817	30,505
	<b>Total Revenues</b>	\$776,836	\$649,603
	<b>Operating Expenses</b>		
601	Salaries and Wages	\$168,222	\$151,266
604	Employee Pensions and Benefits	0	0
610	Purchased Water	0	0
615	Purchased Power	76,942	69,131
618	Chemicals	1,577	996
620	Materials and Supplies	0	203
620.1	Repairs and Maintenance	28,670	19,717
620.2	Office Supplies and Expense	15,057	14,278
630	Contractual Services	1,225	1,200
631	Contractual Services -Engineering	0	0
632	Contractual Services - Accounting	10,150	10,455
633	Contractual Services - Legal	11,236	505
634	Contractual Services - Management Fees	0	0
635	Contractual Services - Water Testing	6,808	3,595
636	Contractual Services - Other	7,354	2,917
640	Rents	12,331	11,205
641	Rental of Building/Real Property	0	0
642	Rental of Equipment	0	0
650	Transportation Expenses	10,019	13,891
657	Insurance - General Liability	5,479	4,060
657.1	Insurance - Health and Life	0	0
665	Regulatory Commission Expense - Rate	0	0
670	Bad Debt Expense	0	0
675	Miscellaneous Expense	20,636	18,440
403	Depreciation Expense (From Schedule AR4)	88,356	91,629
408	Taxes Other Than Income	16,255	15,838
408.11	Property Taxes	36,432	35,453
409	Income Taxes	50	50
427.1	Customer Security Deposit Interest	0	0
	<b>Total Operating Expenses</b>	\$516,798	\$464,829
	<b>Operating Income / (Loss)</b>	\$260,038	\$184,774
	<b>Other Income / (Expense)</b>		
419	Interest and Dividend Income	\$6,209	\$5,889
421	Non-Utility Income	2,069	3,578
426	Miscellaneous Non-Utility (Expense)	(46,742)	(14,763)
427	Interest (Expense)	(79,677)	(85,383)
	<b>Total Other Income / (Expense)</b>	(\$118,141)	(\$90,679)
	<b>Net Income / (Loss)</b>	\$141,897	\$94,095

**Instructions:** Fill out the Grey Cells with the relevant information. Input 0 or none if there is nothing recorded in that account or there is no applicable information to report.

Las Quintas Serenas Water Company  
Annual Report  
Full time equivalent employees  
12/31/18

**Full time equivalent employees**

	Direct Company	Outside service	Total
President	None	None	0.0
Vice-president	None	None	0.0
Manager	1.0	None	1.0
Engineering Staff	None	None	0.0
System Operator(s)	2.0	None	2.0
Meter reader	None	None	0.0
Customer Service	None	None	0.0
Accounting	None	None	0.0
Business Office	None	None	0.0
Rates Department	None	None	0.0
Administrative Staff	None	None	0.0
Other	None	None	0.0
<b>Total</b>	<b>3.0</b>	<b>0.0</b>	<b>3.0</b>

**Instructions:** Fill out the Grey Cells with the relevant information. Input 0 or none if there is nothing recorded in that account or there is no applicable information to report. A full-time employee is based on 2080 total hours per year. Please calculate partial employees using 2080 hours.



Las Quintas Serenas Water Company  
Annual Report  
Supplemental Financial Data (Long-Term Debt)  
12/31/18

Supplemental Financial Data (Long-Term Debt)				
	Loan #1	Loan #2	Loan #3	Loan #4
Date Issued	4/1/2007	N/A	N/A	N/A
Source of Loan	Water Infrastructure Financing Authority			
ACC Decision No.	69380 and 68718			
Reason for Loan	Arsenic Treatment Facility			
Dollar Amt. Issued	\$1,981,160			
Amount Outstanding	\$1,130,986			
Date of Maturity	2/1/2027			
Interest Rate	6.60%			
Current Year Interest	\$78,347			
Current Year Principal	\$102,524			

Meter Deposit Balance at Test Year End:	\$19,405
---	----------

Meter Deposits Refunded During the Test Year:	\$1,210
---	---------

**List all bonds, notes, loans, and other types of indebtedness in which the proceeds were used in the provision of public utility service. Indebtedness incurred for personal uses by the owner of the utility should not be listed. Input 0 or none if there is nothing to report for that cell.**

Las Quintas Serenas Water Company  
Annual Report  
Well and Water Usage  
12/31/18

[illegible]

Name of system water delivered to:	
ADWR PCC Number:	
Source of water delivered to another system	
Name of system water received from:	
ADWR PCC Number:	
Source of water received	
Well registry 55# (55-XXXXXX):	

Month	Water withdrawn (acre ft) <sup>1</sup>	Water sold (acre ft) <sup>2</sup>	Water delivered (sold) to other systems (acre ft) <sup>3</sup>	Water received (purchased) from other systems (acre ft) <sup>4</sup>	Estimated authorized use (acre ft) <sup>5</sup>	Purchased Power Expense <sup>6</sup>	Purchased Power (kWWh) <sup>7</sup>
January	33	25	0	0	0	\$6,430	37,198
February	26	32	0	0	0	\$6,481	35,021
March	31	25	0	0	0	\$5,324	32,692
April	47	29	0	0	0	\$4,165	34,293
May	49	43	0	0	3	\$5,086	45,655
June	48	43	0	0	0	\$7,137	58,136
July	46	46	0	0	0	\$6,636	59,372
August	39	39	0	0	0	\$6,801	55,015
September	29	35	0	0	0	\$7,210	52,572
October	42	33	0	0	0	\$6,476	51,375
November	30	29	0	0	0	\$5,308	36,815
December	29	25	0	0	0	\$7,339	36,813
<b>Totals</b>	<b>450</b>	<b>402</b>	<b>0</b>	<b>0</b>	<b>0</b>	<b>\$74,393</b>	<b>534,957</b>

If applicable, in the space below please provide a description for all un-metered water use along with amounts

Instructions: Fill out the Grey Cells with the relevant information. Input 0 or none if there is nothing recorded in that account or there is no applicable information to report

- 2 Water sold - Total acre feet from customer meters, and other sales such as construction water.
- 3 Water delivered (sold) to other systems - Total acre feet of water delivered to other systems.
- 4 Water received (purchased) from other systems - Total acre feet of water purchased/received from other systems.
- 5 Estimated authorized use - Total estimated acre feet from authorized metered or unmetered use. Authorized uses such as flushing (mains, services and hydrants) draining/cleaning tanks process, construction, fire fighting, etc. Non-authorized use (real losses) are service line breaks and leaks, water main breaks, meter inaccuracies and theft.
- 6 Enter the total purchased power costs for the power meters associated with this system.
- 7 Enter the total purchased kWh used by the power meters associated with this system.

### Water Utility Plant Description

Name of the System: Las Quintas Serenas Water Company  
ADEQ Public Water System Number: 10064  
ADWR PCC Number:

MAINS		
Sizes (inches)	Material	Length (feet)
2.00	Copper	250
3.00	Transite	240
4.00	Transite	19,840
6.00	Transite	32,487
8.00	Transite	2,760
10.00	Transite	420
12.00	Transite	1,320
2.00	Plastic	1,550
4.00	Plastic	5,100
6.00	Plastic	25,158
8.00	Plastic	13,180
12.00	Plastic	1,950
6.00	Ductile Iron	575

SERVICE LINES	
Material	Percent of system

CUSTOMER METERS	
Size (inches)	Quantity
5/8 X 3/4	809
0.75	69
1	18
1.5	7
2	2
Compound 4	1
Compound 6	4

BOOSTER PUMPS		
Horsepower	GPM	Quantity
25	200	4

FIRE HYDRANTS	
Type	Quantity
Standard *	N/A
Other	N/A

STORAGE TANKS		
Capacity (gallons)	Material	Quantity
30,000	Steel	1
60,000	Steel	1
400,000	Steel	1

PRESSURE/BLADDER TANKS		
Capacity (gallons)	Material	Quantity
1,000	Steel	2
2,500	Steel	1
3,000	Steel	4

**Instructions:** Fill out the Grey Cells with the relevant information. Input 0 or none if there is nothing recorded in that account or there is no applicable information to report. Copy and paste this sheet as many times as is necessary

\* A standard fire hydrant has two 2.5 inch hose connection nozzles with 7.5 threads per inch, and one 4.5 inch pumper connection nozzle with 4 threads per inch.

<b>Water Utility Plant Description (Continued)</b>
--

For the following three items, list the utility owned assets in each category for each system.

<b>TREATMENT EQUIPMENT:</b>	1,276 gpm Arsenic Treatment Facility consisting of 2ea. 10'0" Diameter Absorption Tanks / 12' 0 x 16' 4" Backwash/Rinse-water Holding Tanks at #6 Well Site
<b>STRUCTURES:</b>	Steel Portable Shed 8' x 20' at Well #5 site and a Steel Portable Shed 8' x 4' at #7 Well Site
<b>OTHER:</b>	None

**Instructions:** Fill out the Grey Cells with the relevant information. Input 0 or none if there is nothing recorded in that account or there is no applicable information to report. Copy and paste this sheet as many times as is necessary

Customer and Other Information	
Name of the System:	Las Quintas Serenas Water Company
ADEQ Public Water System Number:	10064
ADWR PCC Number:	N/A

Month	Number of Customers				
	Single-Family	Multi-Family	Commercial	Turf/Irrigation	Other Non-Residential
January	1,015	4	28	5	18
February	1,010	4	28	5	18
March	1,017	4	28	5	18
April	1,014	4	28	5	18
May	1,023	4	28	5	18
June	1,019	4	28	5	18
July	1,033	4	28	5	18
August	1,028	4	28	5	18
September	1,041	4	28	5	18
October	1,053	4	28	5	18
November	1,050	4	28	5	18
December	1,057	4	28	5	18

If the system has fire hydrants, what is the fire flow requirements?  GPM for  hrs.

Does the system have chlorination treatment?

Does the Company have an ADWR Gallons Per Capita Per Day (GPCPD) requirement?

If yes, provide the GPCPD amount:

Is the Water Utility located in an ADWR Active Management Area (AMA)?

If yes, which AMA?

**Instructions:** Fill out the Grey Cells with the relevant information. Input 0 or none if there is nothing recorded in that account or there is no applicable information to report. Copy and paste this sheet as many times as is necessary

Property Taxes	
----------------	--

Amount of actual property taxes paid during Calendar Year 2018 was
--

\$36,379
----------

If no property taxes paid, explain why.
---

All property taxes paid in full
---------------------------------

<b>Instructions:</b> Fill out the Grey Cells with the relevant information. Input 0 or none if there is nothing recorded in that account or there is no applicable information to report.
---

Verification and Sworn Statement (Taxes)

Verification: State of Arizona I, the undersigned of the  
(state name)

County of (county name):

Pima

Name (owner or official) title:

Omar Mejia (Manager)

Company name:

Las Quintas Serenas Water Company

RECEIVED

APR 08 2019

ARIZONA CORP COMMISSION  
UTILITIES DIVISION - DIRECTOR'S OFFICE

DO SAY THAT THIS ANNUAL UTILITY PROPERTY TAX AND SALES TAX REPORT TO THE ARIZONA CORPORATION COMMISSION.

FOR THE YEAR ENDING:

12/31/18

HAS BEEN PREPARED UNDER MY DIRECTION, FROM THE ORIGINAL BOOKS, PAPERS AND RECORDS OF SAID UTILITY; THAT I HAVE CAREFULLY EXAMINED THE SAME, AND DECLARE THE SAME TO BE A COMPLETE AND CORRECT STATEMENT OF BUSINESS AND AFFAIRS OF SAID UTILITY FOR THE PERIOD COVERED BY THIS REPORT IN RESPECT TO EACH AND EVERY MATTER AND THING SET FORTH, TO THE BEST OF MY KNOWLEDGE, INFORMATION AND BELIEF.

Sworn Statement: I HEREBY ATTEST THAT ALL PROPERTY TAXES FOR SAID COMPANY ARE CURRENT AND PAID IN FULL.

I HEREBY ATTEST THAT ALL SALES TAXES FOR SAID COMPANY ARE CURRENT AND PAID IN FULL.

D. m

signature of owner/official

(520) 625-8040

telephone no.

SUBSCRIBED AND SWORN TO BEFORE ME A NOTARY PUBLIC  
IN AND FOR THE COUNTY

THIS

4<sup>th</sup>

DAY OF

Pima

(county name)


April 2019

(month) and (year)

MY COMMISSION EXPIRES

4/19/2020

(date)



Ted R. Hendrickson

(signature of notary public)



Verification and Sworn Statement

Verification:

State of Arizona I, the undersigned of the  
(state name)

County of (county name):

Pima

Name (owner or official) title:

Omar Mejia (Manager)

Company name:

Las Quintas Serenas Water Company

DO SAY THAT THIS ANNUAL UTILITY PROPERTY TAX AND SALES TAX REPORT TO THE ARIZONA CORPORATION COMMISSION.

FOR THE YEAR ENDING: 12/31/18

HAS BEEN PREPARED UNDER MY DIRECTION, FROM THE ORIGINAL BOOKS, PAPERS AND RECORDS OF SAID UTILITY; THAT I HAVE CAREFULLY EXAMINED THE SAME, AND DECLARE THE SAME TO BE A COMPLETE AND CORRECT STATEMENT OF BUSINESS AND AFFAIRS OF SAID UTILITY FOR THE PERIOD COVERED BY THIS REPORT IN RESPECT TO EACH AND EVERY MATTER AND THING SET FORTH, TO THE BEST OF MY KNOWLEDGE, INFORMATION AND BELIEF.

**Sworn Statement:** IN ACCORDANCE WITH THE REQUIREMENTS OF TITLE 40, ARTICLE 8, SECTION 40-401, ARIZONA REVISED STATUTES, IT IS HEREIN REPORTED THAT THE GROSS OPERATING REVENUE OF SAID UTILITY DERIVED FROM ARIZONA INTRASTATE UTILITY OPERATIONS DURING THE CALENDAR YEAR WAS:

Arizona Intrastate Gross Operating Revenues Only (\$)

\$758,194

(The amount in the box above includes

\$53,130

in sales taxes  
billed or collected)

Omar

signature of owner/official

(520) 625-8040

telephone no.

SUBSCRIBED AND SWORN TO BEFORE ME A NOTARY PUBLIC  
IN AND FOR THE COUNTY

THIS

4th

DAY OF

Pima


(county name)

April 2019  
(month) and (year)

MY COMMISSION EXPIRES

4/19/2020  
(date)

Ted R Hendrickson  
(signature of notary public)



Verification and Sworn Statement (Residential Revenue)

Verification:

State of Arizona I, the undersigned of the  
(state name)

County of (county name):

Pima

Name (owner or official) title:

Omar Mejia (Manager)

Company name:

Las Quintas Serenas Water Company

RECEIVED

APR 08 2019

ARIZONA CORP COMMISSION  
UTILITIES DIVISION - DIRECTOR'S OFFICE

DO SAY THAT THIS ANNUAL UTILITY PROPERTY TAX AND SALES TAX REPORT TO THE ARIZONA CORPORATION COMMISSION.

FOR THE YEAR ENDING: 12/31/18

HAS BEEN PREPARED UNDER MY DIRECTION, FROM THE ORIGINAL BOOKS, PAPERS AND RECORDS OF SAID UTILITY; THAT I HAVE CAREFULLY EXAMINED THE SAME, AND DECLARE THE SAME TO BE A COMPLETE AND CORRECT STATEMENT OF BUSINESS AND AFFAIRS OF SAID UTILITY FOR THE PERIOD COVERED BY THIS REPORT IN RESPECT TO EACH AND EVERY MATTER AND THING SET FORTH, TO THE BEST OF MY KNOWLEDGE, INFORMATION AND BELIEF.

**Sworn Statement:** IN ACCORDANCE WITH THE REQUIREMENTS OF TITLE 40, ARTICLE 8, SECTION 40-401, ARIZONA REVISED STATUTES, IT IS HEREIN REPORTED THAT THE GROSS OPERATING REVENUE OF SAID UTILITY DERIVED FROM ARIZONA INTRASTATE UTILITY OPERATIONS RECEIVED FROM RESIDENTIAL CUSTOMERS DURING THE CALENDAR YEAR WAS:

Arizona Intrastate Gross Operating Revenues Only (\$)

\$705,064

(The amount in the box above includes

\$53,130

in sales taxes  
billed or collected)

D. M. T.

signature of owner/official

(520) 625-8040

telephone no.

SUBSCRIBED AND SWORN TO BEFORE ME A NOTARY PUBLIC  
IN AND FOR THE COUNTY

Pima

(county name)

THIS


4th

DAY OF

April 2019  
(month) and (year)

MY COMMISSION EXPIRES

4/19/2020  
(date)



Ted R. Hendrickson  
(signature of notary public)

# Real Property Tax Inquiry



STATE CODE:	723630030	TAX YEAR:	2018	TOTAL TAX:	\$ 1,945.38	AS OF DATE:	04/02/19	TRC NO:	
-------------	-----------	-----------	------	------------	-------------	-------------	----------	---------	--

CURRENT STATUS AND SUMMARY			
	FIRST INSTALLMENT	SECOND INSTALLMENT	TOTALS
TAX DUE:	\$ 972.69	\$ 972.69	\$ 1,945.38
INTEREST DUE:			
TAX PAID:	(\$ 972.69)	(\$ 972.69)	(\$ 1,945.38)
PAID DATE:	09/28/2018	09/28/2018	
REMAINING AMOUNT:	\$0.00	\$0.00	\$0.00
TOTAL DUE:			\$0.00

HISTORY	
TAX YEAR	TAX AMOUNT
2017	\$ 1,941.28
2016	\$ 1,709.77
2015	\$ 1,657.50
2014	\$ 1,576.57

PROPERTY INFORMATION	
PROPERTY TYPE:	Real Property
TAX AREA:	3003
TAXPAYER NAME/ADDRESS	
LAS QUINTAS SERENAS WATER CO ATTN: OMAR MEJIA PO BOX 68 SAHUARITA AZ 85629-0068	
PROPERTY ADDRESS	
No Location Data Available	
LEGAL DESCRIPTION	
TOTAL VALUE OF OPERATING PROPERTY TAXPAYER GROUP NO 326	
PAID BY	
Lockbox	
ON BEHALF OF	
NO DATA AVAILABLE	

If you have any questions, please call our office at (520) 724-8341.

# Real Property Tax Inquiry



STATE CODE:	932630020	TAX YEAR:	2018	TOTAL TAX:	\$ 33,982.77	AS OF DATE:	04/02/2019	TRC NO:	
-------------	-----------	-----------	------	------------	--------------	-------------	------------	---------	--

CURRENT STATUS AND SUMMARY			
	FIRST INSTALLMENT	SECOND INSTALLMENT	TOTALS
TAX DUE:	\$ 16,991.39	\$ 16,991.38	\$ 33,982.77
INTEREST DUE:			
TAX PAID:	(\$ 16,991.39)	(\$ 16,991.38)	(\$ 33,982.77)
PAID DATE:	09/28/2018	09/28/2018	
REMAINING AMOUNT:	\$0.00	\$0.00	\$0.00
TOTAL DUE:			\$0.00

HISTORY	
TAX YEAR	TAX AMOUNT
2017	\$ 34,188.70
2016	\$ 29,900.71
2015	\$ 28,986.85
2014	\$ 27,678.25

PROPERTY INFORMATION	
PROPERTY TYPE:	Real Property
TAX AREA:	3002
TAXPAYER NAME/ADDRESS	
LAS QUINTAS SERENAS WATER CO ATTN: OMAR MEJIA PO BOX 68 SAHUARITA AZ 85629-0068	
PROPERTY ADDRESS	
No Location Data Available	
LEGAL DESCRIPTION	
TOTAL VALUE OF OPERATING PROPERTY TAXPAYER GROUP NO 326	
PAID BY	
Lockbox	
ON BEHALF OF	
NO DATA AVAILABLE	

If you have any questions, please call our office at (520) 724-8341.

# Real Property Tax Inquiry



STATE CODE:	30347574B	TAX YEAR:	2018	TOTAL TAX:	\$ 16.77	AS OF DATE:	04/02/2019	TRC NO:	
-------------	-----------	-----------	------	------------	----------	-------------	------------	---------	--

CURRENT STATUS AND SUMMARY			
	FIRST INSTALLMENT	SECOND INSTALLMENT	TOTALS
TAX DUE:	\$ 16.77		\$ 16.77
INTEREST DUE:			
TAX PAID:	(\$ 16.77)		(\$ 16.77)
PAID DATE:	09/28/2018		
REMAINING AMOUNT:	\$0.00	\$0.00	\$0.00
TOTAL DUE:			\$0.00

HISTORY	
TAX YEAR	TAX AMOUNT
2017	\$ 17.68
2016	\$ 15.88
2015	\$ 16.41
2014	\$ 16.51

PROPERTY INFORMATION	
PROPERTY TYPE:	Real Property
TAX AREA:	3003
TAXPAYER NAME/ADDRESS	
LAS QUINTAS SERENAS WATER CO ATTN: OMAR MEJIA PO BOX 68 SAHUARITA AZ 85629-0068	
PROPERTY ADDRESS	
No Location Data Available	
LEGAL DESCRIPTION	
MESQUITE HEIGHTS S69' LOT 28 TOTAL VALUE OF OPERATING PROPERTY TAXPAYER GROUP NO 326	
PAID BY	
Lockbox	
ON BEHALF OF	
NO DATA AVAILABLE	

If you have any questions, please call our office at (520) 724-8341.

# Real Property Tax Inquiry



STATE CODE:	30347573B	TAX YEAR:	2018	TOTAL TAX:	\$ 16.77	AS OF DATE:	04/02/2019	TRC NO:	
-------------	-----------	-----------	------	------------	----------	-------------	------------	---------	--

CURRENT STATUS AND SUMMARY			
	FIRST INSTALLMENT	SECOND INSTALLMENT	TOTALS
TAX DUE:	\$ 16.77		\$ 16.77
INTEREST DUE:			
TAX PAID:	(\$ 16.77)		(\$ 16.77)
PAID DATE:	09/28/2018		
REMAINING AMOUNT:	\$0.00	\$0.00	\$0.00
TOTAL DUE:			\$0.00

HISTORY	
TAX YEAR	TAX AMOUNT
2017	\$ 17.68
2016	\$ 15.88
2015	\$ 16.41
2014	\$ 16.51

PROPERTY INFORMATION	
PROPERTY TYPE:	Real Property
TAX AREA:	3003
TAXPAYER NAME/ADDRESS	
LAS QUINTAS SERENAS WATER CO ATTN: OMAR MEJIA PO BOX 68 SAHUARITA AZ 85629-0068	
PROPERTY ADDRESS	
1222 W VIA DE SANTO TOMAS	
LEGAL DESCRIPTION	
MESQUITE HEIGHTS S69' LOT 27 TOTAL VALUE OF OPERATING PROPERTY TAXPAYER GROUP NO 326	
PAID BY	
Lockbox	
ON BEHALF OF	
NO DATA AVAILABLE	

If you have any questions, please call our office at (520) 724-8341.

# Real Property Tax Inquiry



STATE CODE:	30347192J	TAX YEAR:	2018	TOTAL TAX:	\$ 16.77	AS OF DATE:	04/02/2019	TRC NO:	
-------------	-----------	-----------	------	------------	----------	-------------	------------	---------	--

CURRENT STATUS AND SUMMARY			
	FIRST INSTALLMENT	SECOND INSTALLMENT	TOTALS
TAX DUE:	\$ 16.77		\$ 16.77
INTEREST DUE:			
TAX PAID:	(\$ 16.77)		(\$ 16.77)
PAID DATE:	09/28/2018		
REMAINING AMOUNT:	\$0.00	\$0.00	\$0.00
TOTAL DUE:			\$0.00

HISTORY	
TAX YEAR	TAX AMOUNT
2017	\$ 17.68
2016	\$ 15.88
2015	\$ 16.41
2014	\$ 16.51

PROPERTY INFORMATION	
PROPERTY TYPE:	Real Property
TAX AREA:	3003
TAXPAYER NAME/ADDRESS	
LAS QUINTAS SERENAS WATER CO ATTN: OMAR MEJIA PO BOX 68 SAHUARITA AZ 85629-0068	
PROPERTY ADDRESS	
No Location Data Available	
LEGAL DESCRIPTION	
N203.35' S226.52' NE4 SW4 LYG W OF HWY & EXC W1086.49' & EXC PCL ADJ TO SE COR THEREOF .69 AC SEC 26-17-13 TOTAL VALUE OF OPERATING PROPERTY TAXPAYER GROUP NO 326	
PAID BY	
Lockbox	
ON BEHALF OF	
NO DATA AVAILABLE	

If you have any questions, please call our office at (520) 724-8341.

# Real Property Tax Inquiry



STATE CODE:	303470430	TAX YEAR:	2018	TOTAL TAX:	\$ 16.77	AS OF DATE:	04/02/2019	TRC NO:	
-------------	-----------	-----------	------	------------	----------	-------------	------------	---------	--

CURRENT STATUS AND SUMMARY			
	FIRST INSTALLMENT	SECOND INSTALLMENT	TOTALS
TAX DUE:	\$ 16.77		\$ 16.77
INTEREST DUE:			
TAX PAID:	(\$ 16.77)		(\$ 16.77)
PAID DATE:	09/28/2018		
REMAINING AMOUNT:	\$0.00	\$0.00	\$0.00
TOTAL DUE:			\$0.00

HISTORY	
TAX YEAR	TAX AMOUNT
2017	\$ 17.68
2016	\$ 15.88
2015	\$ 16.41
2014	\$ 16.51

PROPERTY INFORMATION	
PROPERTY TYPE:	Real Property
TAX AREA:	3003
TAXPAYER NAME/ADDRESS	
LAS QUINTAS SERENAS WATER CO ATTN: OMAR MEJIA PO BOX 68 SAHUARITA AZ 85629-0068	
PROPERTY ADDRESS	
No Location Data Available	
LEGAL DESCRIPTION	
SANTO TOMAS VILLAGE LOT 37 WELLSITE TOTAL VALUE OF OPERATING PROPERTY TAXPAYER GROUP NO 326	
PAID BY	
Lockbox	
ON BEHALF OF	
NO DATA AVAILABLE	

If you have any questions, please call our office at (520) 724-8341.



# Real Property Tax Inquiry



STATE CODE:	30341048B	TAX YEAR:	2018	TOTAL TAX:	\$ 383.42	AS OF DATE:	04/02/2019	TRC NO:	
-------------	-----------	-----------	------	------------	-----------	-------------	------------	---------	--

CURRENT STATUS AND SUMMARY			
	FIRST INSTALLMENT	SECOND INSTALLMENT	TOTALS
TAX DUE:	\$ 191.71	\$ 191.71	\$ 383.42
INTEREST DUE:			
TAX PAID:	(\$ 191.71)	(\$ 191.71)	(\$ 383.42)
PAID DATE:	09/28/2018	09/28/2018	
REMAINING AMOUNT:	\$0.00	\$0.00	\$0.00
TOTAL DUE:			\$0.00

HISTORY	
TAX YEAR	TAX AMOUNT
2017	\$ 407.04
2016	\$ 363.90
2015	\$ 373.92
2014	\$ 378.34

PROPERTY INFORMATION	
PROPERTY TYPE:	Real Property
TAX AREA:	3002
TAXPAYER NAME/ADDRESS	
LAS QUINTAS SERENAS WATER CO ATTN: OMAR MEJIA PO BOX 68 SAHUARITA AZ 85629-0068	
PROPERTY ADDRESS	
17312 S LA CANADA DR	
LEGAL DESCRIPTION	
PTN N2 NE4 SE4 LYG N OF TWIN BUTTES RD EXC N100' W360' E435' .66 AC SEC 22-17-13 TOTAL VALUE OF OPERATING PROPERTY TAXPAYER GROUP NO 326	
PAID BY	
Lockbox	
ON BEHALF OF	
NO DATA AVAILABLE	

If you have any questions, please call our office at (520) 724-8341.

Company	Las Quintas Serenas Water Company	
Docket No.:	W-01583A	
Name of the System:	LAS QUINTAS SERENAS W.C.	
ADEQ Public Water System Number:	AZ0410064	
ADWR PCC Number:	91-000427.0000	

2018 Utility Shutoffs / Disconnects			
Month	Termination without Notice R14-2-410.B	Termination with Notice R14-2- 410.C	Other
January	0	8	0
February	0	10	0
March	0	7	0
April	0	7	0
May	0	6	0
June	0	7	0
July	0	6	0
August	0	6	0
September	0	7	0
October	0	5	0
November	0	12	0
December	0	5	0
<b>Total</b>	<b>0</b>	<b>86</b>	<b>0</b>

**Other (description):**

Emergencies to include but not limited to waterline breaks, electrical outages, well(s) out of production, etc.

**Instructions:** Fill out the Grey Cells with the relevent information. Input 0 or none if there is nothing recorded in that account or there is no applicable information to report.

RECEIVED

JUN 11 2019

ARIZONA CORP COMMISSION  
UTILITIES DIVISION – DIRECTOR'S OFFICE