

**ANNUAL REPORT**

Of

Company Name: Liberty Utilities (Litchfield Park Water and Sewer) Corp  
14920 W. Camelback Rd.,

Mailing Address: Litchfield Park AZ  
85340

Docket No.: W-01427A  
For the Year Ended: 12/31/21

**RECEIVED  
BY EMAIL  
8/03/2022, 5:21 AM  
ARIZONA CORPORATION COMMISSION  
UTILITIES DIVISION**

**WATER UTILITY**

To

Arizona Corporation Commission

**Due on April 15th**

Email: Util-Compliance@azcc.gov, mail or deliver the completed Annual Report to:  
Arizona Corporation Commission  
Compliance Section - Utilities Division  
1200 West Washington Street  
Phoenix, Arizona 85007

Application Type: Original Filing  
Application Date: 7/29/2022

ARIZONA CORPORATION COMMISSION  
WASTEWATER UTILITY ANNUAL REPORT  
Liberty Utilities (Litchfield Park Water and Sewer) Corp  
A Class  Utility

For the Calendar Year Ended:

Primary Address:   
City:  State:  Zip Code:

Telephone Number:

Date of Original Organization of Utility:

Person to whom correspondence should be addressed concerning this report:

Name:   
Telephone No. :   
Address:   
City:  State:  Zip Code:   
Email:

Management Contact

Name:   
Telephone No. :   
Address:   
City:  State:  Zip Code:   
Email:

On-Site Manager

Name:   
Telephone No. :   
Address:   
City:  State:  Zip Code:   
Email:

NA

Name:   
Telephone No. :   
Address:   
City:  State:  Zip Code:   
Email:

NA

Name:   
Telephone No. :   
Address:   
City:  State:  Zip Code:   
Email:

Ownership:

Counties Served:

ARIZONA CORPORATION COMMISSION  
 WATER UTILITY ANNUAL REPORT  
 Liberty Utilities (Litchfield Park Water and Sewer) Corp

<b>Important changes during the year</b>
--

No	For those companies not subject to the affiliated interest rules, has there been a change in ownership or direct control during the year?
	If yes, please provide specific details in the box below.
	NA

No	Has the company been notified by any other regulatory authorities during the year, that they are out of compliance?
	If yes, please provide specific details in the box below.
	NA

Liberty Utilities (Litchfield Park Water and Sewer) Corp  
Annual Report  
Utility Plant in Service (Water)  
12/31/21

Utility Plant in Service (Water)							
Account No.	Description	Beginning Year Original Cost	Current Year Additions	Current Year Retirements	Adjusted Original Cost	Accumulated Depreciation	OCLD (OC less AD)
301	Organization				\$0		\$0
302	Franchises				0		0
303	Land and Land Rights	2,229,867			2,229,867		2,229,867
304	Structures and Improvements	26,289,637	16,730		26,306,367	11,872,875	14,433,492
305	Collecting & Improving Reservoirs				0		0
306	Lake, River, Canal Intakes				0		0
307	Wells and Springs	4,533,348	77,657		4,611,005	2,012,569	2,598,436
308	Infiltration Galleries				0		0
309	Supply Mains	2,603,511	370,882		2,974,393	164,699	2,809,693
310	Power Generation Equipment	2,829,994			2,829,994	721,901	2,108,093
311	Pumping Equipment	2,807,666	1,535,938		4,343,604	1,367,851	2,975,753
320	Water Treatment Equipment				0		0
320.1	Water Treatment Plants	(37,055)			(37,055)	0	(37,055)
320.2	Solution Chemical Feeders	85,274			85,274	45,266	40,008
320.3	Point-of-Use Treatment Devices	6,212,109			6,212,109	2,713,305	3,498,804
330	Distribution Reservoirs and Standpipes	(2)			(2)		(2)
330.1	Storage Tanks	912,940			912,940	240,407	672,533
330.2	Pressure Tanks	490,085			490,085	440,021	50,064
331	Transmission and Distribution Mains	46,843,349	794,140		47,637,489	13,306,313	34,331,176
333	Services	6,934,308	319,350		7,253,658	2,935,125	4,318,534
334	Meters and Meter Installations	8,517,261	795,561		9,312,822	5,118,043	4,194,779
335	Hydrants	3,590,083	77,103		3,667,186	948,981	2,718,205
336	Backflow Prevention Devices	101,461			101,461	53,112	48,349
339	Other Plant and Misc. Equipment	398,456	19,230		417,686	261,646	156,039
340	Office Furniture and Equipment	696,474	47,852		744,326	678,576	65,750
340.1	Computer & Software	48,908			48,908	55,952	(7,044)
341	Transportation Equipment	826,758			826,758	819,309	7,449
342	Stores Equipment	37,143			37,143	21,426	15,717
343	Tools, Shop and Garage Equipment	128,499	8,434		136,933	48,195	88,738
344	Laboratory Equipment	15,538			15,538	6,486	9,052
345	Power Operated Equipment	18,956			18,956	12,219	6,737
346	Communication Equipment	885,343			885,343	407,467	477,876
347	Miscellaneous Equipment	468,514	37,445		505,959	416,846	89,114
348	Other Tangible Plant	130,462			130,462	154,225	(23,763)
	<b>Totals</b>	<b>\$118,598,887</b>	<b>\$4,100,322</b>	<b>\$0</b>	<b>\$122,699,209</b>	<b>\$44,822,816</b>	<b>\$77,876,394</b>

Liberty Utilities (Litchfield Park Water and Sewer) Corp  
Annual Report  
Depreciation Expense for the Current Year (Water)  
12/31/21

Depreciation Expense for the Current Year (Water)									
Account No.	Description	Beginning Year Original Cost	Current Year Additions	Current Year Retirements	Adjusted Original Cost	Fully Depreciated/Non- depreciable Plant	Depreciable Plant	Depreciation Percentages	Depreciation Expense
301	Organization	\$0	\$0	\$0	\$0		\$0		\$0
302	Franchises	0	0	0	0		0		0
303	Land and Land Rights	2,229,867	0	0	2,229,867		2,229,867		0
304	Structures and Improvements	26,289,637	16,730	0	26,306,367		26,306,367	3.33%	875,723
305	Collecting & Improving Reservoirs	0	0	0	0		0	2.50%	0
306	Lake, River, Canal Intakes	0	0	0	0		0	2.50%	0
307	Wells and Springs	4,533,348	77,657	0	4,611,005		4,611,005	3.33%	152,253
308	Infiltration Galleries	0	0	0	0		0	6.67%	0
309	Supply Mains	2,603,511	370,882	0	2,974,393		2,974,393	2.00%	55,779
310	Power Generation Equipment	2,829,994	0	0	2,829,994	(232,821)	3,062,815	5.00%	153,141
311	Pumping Equipment	2,807,666	1,535,938	0	4,343,604	491,635	3,851,969	12.50%	385,500
320	Water Treatment Equipment	0	0	0	0		0	3.33%	0
320.1	Water Treatment Plants	(37,055)	0	0	(37,055)	(37,055)	0	3.33%	0
320.2	Solution Chemical Feeders	85,274	0	0	85,274	11,903	73,371	20.00%	14,674
320.3	Point-of-Use Treatment Devices	6,212,109	0	0	6,212,109		6,212,109	3.33%	206,863
330	Distribution Reservoirs and Standpipes	(2)	0	0	(2)	(2)	0	2.22%	0
330.1	Storage Tanks	912,940	0	0	912,940		912,940	2.22%	20,267
330.2	Pressure Tanks	490,085	0	0	490,085	(7,966)	498,051	5.00%	24,903
331	Transmission and Distribution Mains	46,843,349	794,140	0	47,637,489		47,637,489	2.00%	944,808
333	Services	6,934,308	319,350	0	7,253,658		7,253,658	3.33%	236,230
334	Meters and Meter Installations	8,517,261	795,561	0	9,312,822	3,033,986	6,278,837	8.33%	489,892
335	Hydrants	3,590,083	77,103	0	3,667,186		3,667,186	2.00%	72,573
336	Backflow Prevention Devices	101,461	0	0	101,461	38,387	63,074	6.67%	4,207
339	Other Plant and Misc. Equipment	398,456	19,230	0	417,686	228,994	188,692	6.67%	11,944
340	Office Furniture and Equipment	696,474	47,852	0	744,326	334,350	409,976	6.67%	25,750
340.1	Computer & Software	48,908	0	0	48,908	(2,800)	51,708	20.00%	10,342
341	Transportation Equipment	826,758	0	0	826,758	655,000	171,758	20.00%	34,352
342	Stores Equipment	37,143	0	0	37,143		37,143	4.00%	1,486
343	Tools, Shop and Garage Equipment	128,499	8,434	0	136,933	(70,129)	207,062	5.00%	10,142
344	Laboratory Equipment	15,538	0	0	15,538		15,538	10.00%	1,554
345	Power Operated Equipment	18,956	0	0	18,956		18,956	5.00%	948
346	Communication Equipment	885,343	0	0	885,343	99,809	785,534	10.00%	78,553
347	Miscellaneous Equipment	468,514	37,445	0	505,959	(291,731)	797,690	10.00%	77,897
348	Other Tangible Plant	130,462	0	0	130,462	48,000	82,462	10.00%	8,246
	<b>Subtotal</b>	<b>\$118,598,887</b>	<b>\$4,100,322</b>	<b>\$0</b>	<b>\$122,699,209</b>	<b>\$4,299,560</b>	<b>#####</b>		<b>\$3,898,027</b>

Contribution(s) in Aid of Construction (Gross) \$42,104,341  
Less: Non Amortizable Contribution(s)   
Fully Amortized Contribution(s)  
Amortizable Contribution(s) **\$42,104,341**  
Times: Proposed Amortization Rate 3.29%  
**Amortization of CIAC** \$1,386,185

Less: Amortization of CIAC \$1,386,185

**DEPRECIATION EXPENSE** **\$2,511,842**

Liberty Utilities (Litchfield Park Water and Sewer) Corp  
Annual Report  
Balance Sheet Assets  
12/31/21

Balance Sheet Assets				
	Assets		Balance at Beginning of Year (2021)	Balance at End of Year (2021)
Account No.	<b>Current and Accrued Assets</b>			
131	Cash		\$145,147	
134	Working Funds		6,173,934	7,673,322
135	Temporary Cash Investments			
141	Customer Accounts Receivable		1,288,503	1,363,565
142	Other Accounts Receivable			
143	Accumulated Provision for Uncollectable Accounts		(12,172)	(102,164)
146	Notes Receivable from Associated Companies		7,859,243	9,006,759
151	Plant Material and Supplies			
162	Prepayments		125,256	212,664
173	Accrued Utility Revenue		2,123,617	3,713,711
174	Miscellaneous Current and Accrued Assets		1,135	
	<b>Total Current and Accrued Assets</b>		<b>\$17,704,663</b>	<b>\$21,867,858</b>
	<b>Deferred Debits</b>			
186.1	Deferred Rate Case Expense		\$123,528	222,229.67
186.2	Other Deferred Debits		309,251	289,216
	<b>Total Deferred Debits</b>		<b>\$432,779</b>	<b>\$511,445</b>
Account No.	<b>Fixed Assets</b>			
101	Utility Plant in Service*		\$118,598,887	\$122,699,209
103	Property Held for Future Use		6,000	6,000
105	Construction Work in Progress		10,238,574	14,227,064
108	Accumulated Depreciation (enter as negative)*		(40,813,938)	(44,822,816)
121	Non-Utility Property		21,100	21,100
122	Accumulated Depreciation - Non Utility		0	
	<b>Total Fixed Assets</b>		<b>\$88,050,623</b>	<b>\$92,130,558</b>
	<b>Total Assets</b>		<b>\$106,188,065</b>	<b>\$114,509,861</b>

\*Note these items feed automatically from AR3 UPIS Page 4

Liberty Utilities (Litchfield Park Water and Sewer) Corp  
Annual Report  
Balance Sheet Liabilities and Owners Equity

Balance Sheet Liabilities and Owners Equity				
	Liabilities		Balance at Beginning of Year (2021)	Balance at End of Year (2021)
Account No.	Current Liabilities			
231	Accounts Payable			3,258
232	Notes Payable (Current Portion)			
234	Notes Payable to Associated Companies			
235	Customer Deposits		1,296,711	1,447,569
236	Accrued Taxes		44,079	40,481
237	Accrued Interest		(195)	
242	Miscellaneous Current and Accrued Liabilities		4,751,751	3,174,503
	<b>Total Current Liabilities</b>		<b>\$6,092,346</b>	<b>\$4,665,812</b>
	Long Term Debt			
224	Long Term Debt (Notes and Bonds)			
	Deferred Credits			
251	Unamortized Premium on Debt		\$0	
252	Advances in Aid of Construction		6,633,122	5,177,589
253	Other Deferred Credits		7,656,592	7,331,340
255	Accumulated Deferred Investment Tax Credits			
271	Contributions in Aid of Construction		39,728,240	42,104,341
272	Less: Amortization of Contributions		(4,709,289)	(5,436,024)
281	Accumulated Deferred Income Tax		13,716,788	13,996,341
	<b>Total Deferred Credits</b>		<b>\$63,025,453</b>	<b>\$63,173,587</b>
	<b>Total Liabilities</b>		<b>\$69,117,799</b>	<b>\$67,839,399</b>
	Capital Accounts			
201	Common Stock Issued		\$0	
211	Other Paid-In Capital		26,288,123	26,288,123
215	Retained Earnings		10,782,143	20,382,340
218	Proprietary Capital (Sole Props and Partnerships)			
	<b>Total Capital</b>		<b>\$37,070,266</b>	<b>\$46,670,463</b>
	<b>Total Liabilities and Capital</b>		<b>\$106,188,065</b>	<b>\$114,509,861</b>

**Note: Total liabilities and Capital must match total assets for the beginning and end of the year!**

Liberty Utilities (Litchfield Park Water and Sewer) Corp  
Annual Report  
Water Comparative Income Statement  
12/31/21

Water Comparative Income Statement			
Account No.	Calendar Year	Current Year 01/01/2021 - 12/31/2021	Last Year 01/01/2020 - 12/31/2020
	<b>Operating Revenue</b>		
461	Metered Water Revenue	\$8,856,083	\$9,301,429
460	Unmetered Water Revenue	5,667,475	5,406,187
462	Fire Protection Revenue	51,111	49,451
469	Guaranteed Revenues (Surcharges)		
471	Miscellaneous Service Revenues		
474	Other Water Revenue	141,090	126,705
	<b>Total Revenues</b>	<b>\$14,715,760</b>	<b>\$14,883,772</b>
	<b>Operating Expenses</b>		
601	Salaries and Wages		
604	Employee Pensions and Benefits		
610	Purchased Water	2,180	1,876
615	Purchased Power	1,142,035	1,026,293
616	Fuel for Power Production	6,721	2,737
618	Chemicals	701,036	446,653
620	Materials and Supplies	31,285	107,287
620.1	Repairs and Maintenance		
620.2	Office Supplies and Expense	80,995	38,107
630	Contractual Services		
631	Contractual Services - Engineering		
632	Contractual Services - Accounting		
633	Contractual Services - Legal		
634	Contractual Services - Management Fees	2,449,052	2,363,818
635	Contractual Services - Water Testing	86,757	61,134
636	Contractual Services - Other	1,519,640	1,444,546
640	Rents		
641	Rental of Building/Real Property	78,778	
642	Rental of Equipment	5,582	2,448
650	Transportation Expenses	63,503	49,387
657	Insurance - General Liability	95,460	51,289
657.1	Insurance - Health and Life		
665	Regulatory Commission Expense - Rate		
667	Regulatory Commission Expense - Other		
670	Bad Debt Expense	173,429	
675	Miscellaneous Expense	212,024	244,672
403	Depreciation Expense (From Schedule AR4)	2,511,842	2,871,769
408	Taxes Other Than Income		
408.11	Property Taxes	636,847	655,553
409	Income Taxes	2,865,417	2,540,999
427.1	Customer Security Deposit Interest		
	<b>Total Operating Expenses</b>	<b>\$12,662,582</b>	<b>\$11,908,568</b>
	<b>Operating Income / (Loss)</b>	<b>\$2,053,177</b>	<b>\$2,975,204</b>
	<b>Other Income / (Expense)</b>		
419	Interest and Dividend Income		
420	AFUDC Revenue	254,015.41	(\$77,573)
421	Non-Utility Income		
426	Miscellaneous Non-Utility (Expense)	(271,741)	
427	Interest (Expense)	(31,353)	2,233
433	Extraordinary Income		
434	Extraordinary Deductions		
	<b>Total Other Income / (Expense)</b>	<b>(\$49,079)</b>	<b>(\$75,340)</b>
	<b>Net Income / (Loss)</b>	<b>\$2,004,098</b>	<b>\$2,899,864</b>



Liberty Utilities (Litchfield Park Water and Sewer) Corp  
Annual Report  
Full time equivalent employees  
12/31/21

<b>Full time equivalent employees</b>
---------------------------------------

	Direct Company	Allocated	Outside service	Total
President	0.2	0.1	0.0	0.3
Vice-president	0.0	0.0	0.0	0.0
Manager	0.0	0.0	0.0	0.0
Engineering Staff	3.7	0.0	0.0	3.7
System Operator(s)	16.2	0.0	0.0	16.2
Meter reader	0.0	0.0	0.0	0.0
Customer Service	6.1	0.3	0.0	6.4
Accounting	0.0	2.9	0.0	2.9
Business Office	0.0	0.0	0.0	0.0
Rates Department	0.7	0.1	0.0	0.8
Administrative Staff	1.4	0.3	0.0	1.7
Other	0.0	0.0	0.0	0.0
<b>Total</b>	28.3	3.7	0.0	32.0

Liberty Utilities (Litchfield Park Water and Sewer) Corp  
Annual Report  
Supplemental Financial Data (Long-Term Debt)  
12/31/21

Supplemental Financial Data (Long-Term Debt)				
	Loan #1	Loan #2	Loan #3	Loan #4
Date Issued	N/A	N/A	N/A	N/A
Source of Loan	N/A	N/A	N/A	N/A
ACC Decision No.	N/A	N/A	N/A	N/A
Reason for Loan	N/A	N/A	N/A	N/A
Dollar Amt. Issued	N/A	N/A	N/A	N/A
Amount Outstanding	N/A	N/A	N/A	N/A
Date of Maturity	N/A	N/A	N/A	N/A
Interest Rate	N/A	N/A	N/A	N/A
Current Year Interest	N/A	N/A	N/A	N/A
Current Year Principal	N/A	N/A	N/A	N/A

Meter Deposit Balance at Test Year End:	\$1,229,363
---	-------------

Meter Deposits Refunded During the Test Year:	\$123,233
---	-----------

**List all bonds, notes, loans, and other types of indebtedness in which the proceeds were used in the provision of public utility service. Indebtedness incurred for personal uses by the owner of the utility should not be listed. Input 0 or none if there is nothing to report for that cell.**

Well and Water Usage											
Name of the System:		LITCHFIELD PARK SERVICE CO.									
ADEQ Public Water System Number		AZ0407046									
ADWR PCC Number:		91-000199.0000									
Well registry 55# (55-XXXXXX):	Pump Horsepower	Pump Yield (gpm)	Casing Depth (feet)	Casing Diameter (inches)	Pump Motor Type **	Year Drilled	Water level 2010	Water level 2020	Meter Size (inches)	How measured:	Active
55-611687 34C	150	1,000	700	14	Submersible	0	112 static	189 running	8	Metered	Yes
55-611724 2AL	250	12,000	800	16	turbine	0	N/A	N/A	12	Metered	Yes
55-214539 10AL	150	700	700	16	turbine	2007	165	189 running	12	Metered	Yes
55-583454 TW1	200	500	740	16	turbine	2001	166 static	177 static	12	Metered	Yes
55-611680 TW2	75	550	503	12	turbine	1961	N/A	N/A	12	Metered	Yes
55-611678 TW4	150	1,250	685	16	turbine	1966	270 static	263 running	12	Metered	Yes
55-611677 TW5	150	1,200	850	16	turbine	1972	185 static	269 running	12	Metered	Yes
55-533836 TW6	200	1,400	650	16	turbine	1992	183 static	189 static	12	Metered	Yes
55-611727 5AL	300	1,550	810	16	turbine	1965	237	N/A	12	Metered	Yes
55-611729 9AL	350	1,750	997	20	turbine	1960	189 static	N/A	12	Metered	Yes
55-611726 4AL	350	1,000	617	12	turbine	1962	331	N/A	12	Metered	Yes
55-611717 20B	200	1,400	1,100	20	turbine	1962	198	194 static	12	Metered	Yes
55-611728 6AL	200	1,100	1,002	16	turbine	1977	N/A	N/A	12	Metered	Yes
NA	NA	NA	NA	NA	NA	NA	NA	NA	NA	NA	NA
NA	NA	NA	NA	NA	NA	NA	NA	NA	NA	NA	NA
NA	NA	NA	NA	NA	NA	NA	NA	NA	NA	NA	NA

Name of system water delivered to:		CITY OF GOODYEAR									
ADWR PCC Number:		91-000224.0000									
Source of water delivered to another system		NA									
Name of system water received from		NA									
ADWR PCC Number:		#N/A									
Source of water received		NA									
Well registry 55# (55-XXXXXX):		NA									

Month	Water withdrawn (gallons) <sup>1</sup>	Water sold (gallons) <sup>2</sup>	Water delivered (sold) to other systems (gallons) <sup>3</sup>	Water received (purchased) from other systems (gallons) <sup>4</sup>	Estimated authorized use (gallons) <sup>5</sup>	Purchased Power Expense <sup>6</sup>	Purchased Power (kWh) <sup>7</sup>
January	262,186,000.00	272,441,318.00	7,828,600.00	0.00	0.00	\$74,178	1,585,933
February	245,246,000.00	240,194,450.00	8,093,100.00	0.00	0.00	63,078	640,811
March	312,195,000.00	233,670,409.00	6,422,900.00	0.00	0.00	67,636	691,789
April	376,317,000.00	280,558,367.00	5,282,700.00	0.00	0.00	86,222	889,158
May	444,365,000.00	331,338,542.00	6,268,400.00	0.00	0.00	97,936	964,180
June	481,116,000.00	384,838,192.00	8,034,100.00	0.00	0.00	116,215	1,886,383
July	458,302,000.00	434,460,173.00	17,528,400.00	0.00	0.00	124,874	1,336,301
August	422,833,000.00	426,995,386.00	11,505,300.00	0.00	0.00	110,655	1,115,802
September	408,121,000.00	389,745,036.00	13,346,500.00	0.00	0.00	112,347	1,157,852
October	411,246,000.00	456,162,145.00	10,178,800.00	0.00	0.00	101,228	1,006,681
November	365,564,000.00	353,725,058.00	9,114,100.00	0.00	0.00	95,802	1,036,591
December	298,701,000.00	347,822,008.00	9,381,000.00	0.00	0.00	90,409	964,111
<b>Totals</b>	<b>4,486,192,000.00</b>	<b>4,151,951,084.00</b>	<b>112,983,900.00</b>	<b>0.00</b>	<b>0.00</b>	<b>\$1,140,580</b>	<b>13,275,592</b>

If applicable, in the space below please provide a description for all un-metered water use along with amounts:

- 1 Water withdrawn - Total gallons of water withdrawn from pumped sources.
- 2 Water sold - Total gallons from customer meters, and other sales such as construction water.
- 3 Water delivered (sold) to other systems - Total gallons of water delivered to other systems.
- 4 Water received (purchased) from other systems - Total gallons of water purchased/received from other systems.
- 5 Estimated authorized use - Total estimated gallons from authorized metered or unmetered use. Authorized uses such as flushing (mains, services and hydrants) draining/cleaning tanks, process, construction fire fighting, etc. Non-authorized use (real losses) are service line breaks and leaks, water main breaks, meter inaccuracies and theft.
- 6 Enter the total purchased power costs for the power meters associated with this system.
- 7 Enter the total purchased kWh used by the power meters associated with this system.

Water Utility Plant Description			
Name of the System:	LITCHFIELD PARK SERVICE CO.		
ADEQ Public Water System Number:	AZ0407046		
ADWR PCC Number:	91-000199.0000		

MAINS		
Sizes (inches)	Material	Length (feet)
2.00	GALV/DIP/PVC/ACP/CIP/CU/TRANSITE	11,054
3.00	GALV/DIP/PVC/ACP/CIP/CU/TRANSITE	3,686
4.00	GALV/DIP/PVC/ACP/CIP/CU/TRANSITE	28,427
5.00	GALV/DIP/PVC/ACP/CIP/CU/TRANSITE	379,379
6.00	GALV/DIP/PVC/ACP/CIP/CU/TRANSITE	702,389
8.00	GALV/DIP/PVC/ACP/CIP/CU/TRANSITE	141,198
10.00	GALV/DIP/PVC/ACP/CIP/CU/TRANSITE	283,666
12.00	GALV/DIP/PVC/ACP/CIP/CU/TRANSITE	121,764
16.00	GALV/DIP/PVC/ACP/CIP/CU/TRANSITE	8,410
24.00	GALV/DIP/PVC/ACP/CIP/CU/TRANSITE	102,107
30.00	GALV/DIP/PVC/ACP/CIP/CU/TRANSITE	4,015
36.00	GALV/DIP/PVC/ACP/CIP/CU/TRANSITE	0
42.00	GALV/DIP/PVC/ACP/CIP/CU/TRANSITE	460
NA	NA	0

SERVICE LINES		
Material	Percent of system	Year installed
Galvanized steel	3%	<1970
HDPE	2%	<1970
Copper	95%	>1970
NA	NA	NA
NA	NA	NA

BOOSTER PUMPS		
Horsepower	GPM	Quantity
75HP	0	1
150HP	0	1
200HP	0	3
250HP	0	4

STORAGE TANKS			
Capacity (gallons)	Material	Quantity	Year installed
6.3 MG TWR	0	1	0
4.3 MG ALR	0	1	0
100K 20ATF	0	1	0
NA	NA	NA	NA
NA	NA	NA	NA
NA	NA	NA	NA

CUSTOMER METERS			
Size (inches)	Quantity	Percent over 1,00,000 gallons	Percent over 10 years old
5/8 X 3/4	186	0%	Unknown
0.75	10,882	0%	Unknown
1	9,092	0%	Unknown
1.5	242	0%	Unknown
Compound 2	0	0%	Unknown
Turbine 2	699	0%	Unknown
Compound 3	0	0%	Unknown
Turbine 3	14	0%	Unknown
Compound 4	28	0%	Unknown
Turbine 5	0	0%	Unknown
Compound 6	0	0%	Unknown
Turbine 6	3	0%	Unknown
6	33	0%	Unknown
NA	0	0%	Unknown
NA	0	0%	Unknown
NA	0	0%	Unknown
NA	0	0%	Unknown

FIRE HYDRANTS	
Type	Quantity
Standard *	3,704
Other	NA

PRESSURE/BLADDER TANKS			
Capacity (gallons)	Material	Quantity	Year installed
450 GAL	0	4	0
NA	NA	NA	NA
NA	NA	NA	NA
NA	NA	NA	NA
NA	NA	NA	NA
NA	NA	NA	NA

\* A standard fire hydrant has two 2.5 inch hose connection nozzles with 7.5 threads per inch, and one 4.5 inch pumper connection nozzle with 4 threads per inch.

<b>Water Utility Plant Description (Continued)</b>
--

For the following three items, list the utility owned assets in each category for each system.

<b>TREATMENT EQUIPMENT:</b>	2 units of Sodium Hypochlorite generation as disinfection for Water Treatment, Arsenic removal systems at well sites 20B, Town Well Reservoir and Airline Reservoir, GAC treatment at 2AL, 4AL & 10AL. The Airline Reservoir has Ferric Chloride treatment to help in removal of arsenic, in addition to Anthrocite carbon the Town Well Reservoir uses carbon dioxide with E33 Bayoxide to help with pH levels, also helping to extend the life of the carbon media. 20B ATF uses E33 Bayoxide for arsenic removal and a blending tank to reduce nitrate. Well sites 2AL, 10AL, 20B & 34 C all have 450 gallon tanks with 12% sodium hypochlorite to maintain a 0.5-1.0 chlorine residual into the distribution system.
<b>STRUCTURES:</b>	Booster Pump Building, fences, block walls for wells, Airline Reservoir Pump Buildings, Chlorine injection building, shade structures for VFD cabinets, shade structures for Sodium Hypochlorite tanks.
<b>OTHER:</b>	7 standby generators, valve operating machine, 16 vehicles, mobile generator, 2 golf carts, 2 trailers & 1 forklift

**Provide a calculation used to determine the value of one water equivalent residential connection (ERC).**

Use one of the following methods:

- (a) If actual flow data are available from the preceding 12 months, divide the total annual single family residence (SFR) gallons sold by the average number of single family residence customers for the same period and divide the result by 365
- (b) If no historical flow data are available, use:  
ERC = ( Total SFR gallons sold (Omit 000) / 365 days / 350 gallons per day )

ERC	357
Method used:	(a)

Customer and Other Information	
Name of the System:	LITCHFIELD PARK SERVICE CO.
ADEQ Public Water System Number:	AZ0407046
ADWR PCC Number:	91-000199.0000

Month	Number of Customers				
	Single-Family	Multi-Family	Commercial	Turf/Irrigation	Other Non-Residential
January	18,977	0	520	0	1,168
February	19,030	0	520	0	1,170
March	19,116	0	522	0	1,173
April	19,211	0	523	0	1,173
May	19,261	0	523	0	1,173
June	19,359	0	522	0	1,173
July	19,393	0	521	0	1,175
August	19,466	0	522	0	1,175
September	19,510	0	526	0	1,176
October	19,546	0	525	0	1,179
November	19,567	0	528	0	1,179
December	19,581	0	528	0	1,180

If the system has fire hydrants, what is the fire flow requirements?  GPM for  hrs.

Does the system have chlorination treatment?

Does the Company have an ADWR Gallons Per Capita Per Day (GPCPD) requirement?

If yes, provide the GPCPD amount:

Is the Water Utility located in an ADWR Active Management Area (AMA)?   
If yes, which AMA?

What is the present system connection capacity (in ERCs \*) using existing lines?

What is the future system connection capacity (in ERCs \*) upon service area buildout?

Describe any plans and estimated completion dates for any enlargements or improvements of this system.

\* an ERC is based on the calculation on the bottom of AR9 page 12.

Liberty Utilities (Litchfield Park Water and Sewer) Corp  
**Annual Report**  
 Utility Shutoffs / Disconnects  
 12/31/21

Utility Shutoffs / Disconnects	
Name of the System:	LITCHFIELD PARK SERVICE CO.
ADEQ Public Water System Number:	AZ0407046
ADWR PCC Number:	91-000199.0000

Month	Termination without Notice R14-2-410.B	Termination with Notice R14-2- 410.C	Other
January	0	0	0
February	0	0	0
March	0	0	0
April	0	0	0
May	0	0	0
June	0	0	0
July	0	0	0
August	0	0	0
September	0	0	0
October	0	0	0
November	0	0	0
December	0	0	0
<b>Total</b>	<b>0</b>	<b>0</b>	<b>0</b>

**Other (description):**

NA

**Instructions:** Fill out the Grey Cells with the relevant information. Input 0 or none if there is nothing recorded in that account or there is no applicable information to report.

Liberty Utilities (Litchfield Park Water and Sewer) Corp  
Annual Report  
Property Taxes  
12/31/21

Property Taxes	
----------------	--

Amount of actual property taxes paid during Calendar Year 2021 was
--

\$636,847
-----------

If no property taxes paid, explain why.
---

N/A
-----

<b>Instructions:</b> Fill out the Grey Cells with the relevant information. Input 0 or none if there is nothing recorded in that account or there is no applicable information to report.
---



Verification and Sworn Statement (Taxes)

Verification: State of Arizona I, the undersigned of the  
(state name)

County of (county name):

Maricopa

Name (owner or official) title:

Crystal Greene

Company name:

Liberty Utilities (Litchfield Park Water and Sewer) Corp

DO SAY THAT THIS ANNUAL UTILITY PROPERTY TAX AND SALES TAX REPORT TO THE ARIZONA CORPORATION COMMISSION.

FOR THE YEAR ENDING:

12/31/21

HAS BEEN PREPARED UNDER MY DIRECTION, FROM THE ORIGINAL BOOKS, PAPERS AND RECORDS OF SAID UTILITY; THAT I HAVE CAREFULLY EXAMINED THE SAME, AND DECLARE THE SAME TO BE A COMPLETE AND CORRECT STATEMENT OF BUSINESS AND AFFAIRS OF SAID UTILITY FOR THE PERIOD COVERED BY THIS REPORT IN RESPECT TO EACH AND EVERY MATTER AND THING SET FORTH, TO THE BEST OF MY KNOWLEDGE, INFORMATION AND BELIEF.

Sworn Statement: I HEREBY ATTEST THAT ALL PROPERTY TAXES FOR SAID COMPANY ARE CURRENT AND PAID IN FULL.

I HEREBY ATTEST THAT ALL SALES TAXES FOR SAID COMPANY ARE CURRENT AND PAID IN FULL.

Crystal Greene

signature of owner/official

623-283-7734

telephone no.

SUBSCRIBED AND SWORN TO BEFORE ME A NOTARY PUBLIC  
IN AND FOR THE COUNTY

THIS

12th

DAY OF


Maricopa  
(county name)

April 2022  
(month) and (year)

MY COMMISSION EXPIRES

April 13, 2022  
(date)

Virginia P. Covarrubias  
(signature of notary public)



Verification and Sworn Statement

Verification:

State of Arizona, the undersigned of the  
(state name)

County of (county name):

Maricopa

Name (owner or official) title:

Crystal Greene

Company name:

Liberty Utilities (Litchfield Park Water and Sewer) Corp

DO SAY THAT THIS ANNUAL UTILITY PROPERTY TAX AND SALES TAX REPORT TO THE ARIZONA CORPORATION COMMISSION.

FOR THE YEAR ENDING: 12/31/21

HAS BEEN PREPARED UNDER MY DIRECTION, FROM THE ORIGINAL BOOKS, PAPERS AND RECORDS OF SAID UTILITY; THAT I HAVE CAREFULLY EXAMINED THE SAME, AND DECLARE THE SAME TO BE A COMPLETE AND CORRECT STATEMENT OF BUSINESS AND AFFAIRS OF SAID UTILITY FOR THE PERIOD COVERED BY THIS REPORT IN RESPECT TO EACH AND EVERY MATTER AND THING SET FORTH, TO THE BEST OF MY KNOWLEDGE, INFORMATION AND BELIEF.

Sworn Statement: IN ACCORDANCE WITH THE REQUIREMENTS OF TITLE 40, ARTICLE 8, SECTION 40-401, ARIZONA REVISED STATUTES, IT IS HEREIN REPORTED THAT THE GROSS OPERATING REVENUE OF SAID UTILITY DERIVED FROM ARIZONA INTRASTATE UTILITY OPERATIONS DURING THE CALENDAR YEAR WAS:

Arizona Intrastate Gross Operating Revenues Only (\$)

\$14,715,760

(The amount in the box above includes

974,691.21 in sales taxes

billed or collected)

Crystal Greene  
signature of owner/official  
623-298-3121  
telephone no.

SUBSCRIBED AND SWORN TO BEFORE ME A NOTARY PUBLIC  
IN AND FOR THE COUNTY

Maricopa  
(county name)

THIS


12th

DAY OF

April 2022  
(month) and (year)

MY COMMISSION EXPIRES

April 13, 2022  
(date)



Virginia P. Covarrubias  
(signature of notary public)

**Verification and Sworn Statement (Residential Revenue)**

**Verification:**

State of Arizona I, the undersigned of the  
(state name)

County of (county name): Maricopa  
Name (owner or official) title: 0  
Company name: Liberty Utilities (Litchfield Park Water and Sewer) Corp

DO SAY THAT THIS ANNUAL UTILITY PROPERTY TAX AND SALES TAX REPORT TO THE ARIZONA CORPORATION COMMISSION.

FOR THE YEAR ENDING: 12/31/21

HAS BEEN PREPARED UNDER MY DIRECTION, FROM THE ORIGINAL BOOKS, PAPERS AND RECORDS OF SAID UTILITY; THAT I HAVE CAREFULLY EXAMINED THE SAME, AND DECLARE THE SAME TO BE A COMPLETE AND CORRECT STATEMENT OF BUSINESS AND AFFAIRS OF SAID UTILITY FOR THE PERIOD COVERED BY THIS REPORT IN RESPECT TO EACH AND EVERY MATTER AND THING SET FORTH, TO THE BEST OF MY KNOWLEDGE, INFORMATION AND BELIEF.

**Sworn Statement:** IN ACCORDANCE WITH THE REQUIREMENTS OF TITLE 40, ARTICLE 8, SECTION 40-401, ARIZONA REVISED STATUTES, IT IS HEREIN REPORTED THAT THE GROSS OPERATING REVENUE OF SAID UTILITY DERIVED FROM ARIZONA INTRASTATE UTILITY OPERATIONS RECEIVED FROM RESIDENTIAL CUSTOMERS DURING THE CALENDAR YEAR WAS:

Arizona Intrastate Gross Operating Revenues Only (\$)

\$9,004,201

(The amount in the box above includes

974,691.21 in sales taxes  
billed or collected)

Crystal Greene  
signature of owner/official  
602-298-3039  
telephone no.

SUBSCRIBED AND SWORN TO BEFORE ME A NOTARY PUBLIC  
IN AND FOR THE COUNTY

Maricopa  
(county name)

THIS

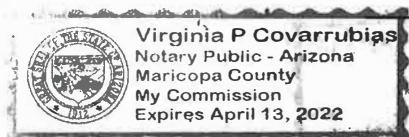
12<sup>th</sup>

DAY OF

April 2022  
(month) and (year)

MY COMMISSION EXPIRES

April 13, 2022  
(date)



Virginia P. Covarrubias  
(signature of notary public)



Liberty Utilities (Litchfield Park Water and Sewer) Corp  
Annual Report  
for Income Tax Statement of Certification  
12/31/21

**for Income Tax Statement of Certification**

**Verification:**

State of Arizona I, the undersigned of the  
(state name)

County of (county name):

Maricopa

Name (owner or official) title:

Company name:

Liberty Utilities (Litchfield Park Water and Sewer) Corp

FOR THE YEAR ENDING: 12/31/21

**Sworn Statement:**

IN ACCORDANCE WITH THE REQUIREMENTS OF DECISION NO. 77084, BECAUSE THE UTILITY REQUIRES THE GROSS UP OF ADVANCES AND CONTRIBUTIONS, I HEREBY STATE THAT THE UTILITY A NET INCREASE IN CURRENT INCOME TAX EXPENSE OR A DECREASE IN DEFERRED TAX ASSET FOR A CARRY FORWARD ACCORDING TO GAAP IN AN AMOUNT EQUAL TO OR GREATER THAN THE AMOUNT OF THE REQUIRED GROSS UP PAID BY DEVELOPERS IN THE PERIOD COVERED BY THIS ANNUAL REPORT.

Crystal Greene

signature of owner/official

623-298-3939

telephone no.

SUBSCRIBED AND SWORN TO BEFORE ME A NOTARY PUBLIC  
IN AND FOR THE COUNTY

Maricopa  
(county name)

THIS

12th

DAY OF

April 2022  
(month) and (year)

MY COMMISSION EXPIRES

April 13, 2022  
(date)

Virginia P. Covarrubias  
(signature of notary public)

