

ANNUAL REPORT

Of

Company Name: Liberty Utilities (Litchfield Park Water and Sewer) Corp
12725 W. Indian School Rd., Ste. D101

Mailing Address: Avondale AZ
85392

Docket No.: W-01427A
For the Year Ended: 12/31/18

RECEIVED
JUN 11 2019
ARIZONA CORP COMMISSION
UTILITIES DIVISION - DIRECTOR'S OFFICE

WATER UTILITY

To

Arizona Corporation Commission

Due on April 15th

Email: rdelafuente@azcc.gov, mail or deliver the completed Annual Report to:
Arizona Corporation Commission
Compliance Section - Utilities Division
1200 West Washington Street
Phoenix, Arizona 85007

Application Type: Original Filing
Application Date: 6/10/2019

7-3-19

ARIZONA CORPORATION COMMISSION
WATER UTILITY ANNUAL REPORT
Liberty Utilities (Litchfield Park Water and Sewer) Corp
A Class Utility

1. For the Calendar Year Ended:

2. Address:
City: State: Zip Code:

3. Telephone Number:

4. Date of Original Organization of Utility:

5. Person to whom correspondence should be addressed concerning this report:

Name:
Telephone No. :
Address:
City: State: Zip Code:
Email:

6. On-Site Manager:

Name:
Telephone No. :
Address:
City: State: Zip Code:
Email:

7. Ownership:

8. Counties Served:

Liberty Utilities (Litchfield Park Water and Sewer) Corp
Annual Report
Utility Plant in Service (Water)
12/31/18

Utility Plant in Service (Water)							
Account No.	Description	Beginning Year Original Cost	Current Year Additions	Current Year Retirements	Adjusted Original Cost	Accumulated Depreciation	OCLD (OC less AD)
301	Organization	\$21,000	(21,000.00)	\$0	\$0	\$0	\$0
302	Franchises	0	0	0	0	0	0
303	Land and Land Rights	1,479,428	64,539	0	1,543,967	0	1,543,967
304	Structures and Improvements	27,811,034	(1,586,142)	7,675	26,217,216	8,639,941	17,577,275
305	Collecting & Improving Reservoirs	0	0	0	0	0	0
306	Lake, River, Canal Intakes	0	0	0	0	0	0
307	Wells and Springs	3,377,604	208,252	0	3,585,856	1,602,110	1,983,745
308	Infiltration Galleries	0	0	0	0	0	0
309	Supply Mains	4,947	1,831,894	0	1,836,840	37,615	1,799,225
310	Power Generation Equipment	457,638	2,372,355	0	2,829,994	788,578	2,041,416
311	Pumping Equipment	965,091	647,162	102,126	1,510,127	623,669	886,457
320	Water Treatment Equipment	0	0	0	0	0	0
320.1	Water Treatment Plants	3,653,050	(3,700,548)	0	(47,498)	(178,032)	130,534
320.2	Solution Chemical Feeders	30,716	(390)	0	30,325	21,942	8,383
320.3	Point-of-Use Treatment Devices	1,126,660	4,158,861	0	5,285,522	1,304,922	3,980,599
330	Distribution Reservoirs and Standpipes	494,618	(494,620)	0	(2)	(5,336)	5,334
330.1	Storage Tanks	11,903	478,148	0	490,051	189,955	300,096
330.2	Pressure Tanks	881,841	161,152	0	1,042,993	403,087	639,906
331	Transmission and Distribution Mains	42,999,975	3,204,828	0	46,204,803	11,035,985	35,168,818
333	Services	6,427,700	247,104	87,474	6,587,331	2,144,480	4,442,851
334	Meters and Meter Installations	7,594,625	233,454	91,513	7,736,567	3,790,907	3,945,660
335	Hydrants	3,536,688	13,673	723	3,549,638	944,973	2,604,665
336	Backflow Prevention Devices	38,387	63,073	0	101,461	36,194	65,267
339	Other Plant and Misc. Equipment	426,392	(27,936)	0	398,456	190,983	207,473
340	Office Furniture and Equipment	713,796	(11,172)	600	702,025	522,569	179,456
340.1	Computer & Software	44,599	8,845	0	53,444	36,214	17,230
341	Transportation Equipment	820,736	6,022	0	826,758	631,554	195,203
342	Stores Equipment	37,143	0	0	37,143	15,667	21,476
343	Tools, Shop and Garage Equipment	169,055	(70,129)	0	98,926	35,265	63,661
344	Laboratory Equipment	10,890	4,647	0	15,537	3,181	12,356
345	Power Operated Equipment	18,956	0	0	18,956	10,159	8,797
346	Communication Equipment	236,844	648,501	0	885,345	201,280	684,065
347	Miscellaneous Equipment	760,245	(291,778)	0	468,467	71,729	396,737
348	Other Tangible Plant	0	130,462	0	130,462	0	130,462
	Totals	\$104,151,562	\$8,279,257	\$290,111	\$112,140,707	\$33,099,594	\$79,041,113

Instructions: Fill out the Grey Cells with the relevant information. Input 0 or none if there is nothing recorded in that account or there is no applicable information to report.

Liberty Utilities (Litchfield Park Water and Sewer) Corp
Annual Report
Depreciation Expense for the Current Year (Water)
12/31/18

Depreciation Expense for the Current Year (Water)								
Account No.	Description	Beginning Year Original Cost	Current Year Additions	Current Year Retirements	Adjusted Original Cost	Fully Depreciated/Non- depreciable Plant	Depreciation Percentages	Depreciation Expense
301	Organization	\$21,000	(\$21,000)	\$0	\$0	\$0	0.00%	0
302	Franchises	0	0	0	0	0	0.00%	0
303	Land and Land Rights	1,479,428	64,539	0	1,543,967	0	0.00%	0
304	Structures and Improvements	27,811,034	(1,586,142)	7,675	26,217,216	0	3.33%	625,462
305	Collecting & Improving Reservoirs	0	0	0	0	0	2.50%	0
306	Lake, River, Canal Intakes	0	0	0	0	0	2.50%	0
307	Wells and Springs	3,377,604	208,252	0	3,585,856	0	3.33%	123,149
308	Infiltration Galleries	0	0	0	0	0	6.67%	0
309	Supply Mains	4,947	1,831,894	0	1,836,840	0	2.00%	37,516
310	Power Generation Equipment	457,638	2,372,355	0	2,829,994	0	5.00%	631,037
311	Pumping Equipment	965,091	647,162	102,126	1,510,127	232,456	12.50%	80,215
320	Water Treatment Equipment	0	0	0	0	0	20.00%	0
320.1	Water Treatment Plants	3,653,050	(3,700,548)	0	(47,498)	0	3.33%	(2,078,681)
320.2	Solution Chemical Feeders	30,716	(390)	0	30,325	12,724	20.00%	18,871
320.3	Point-of-Use Treatment Devices	1,126,660	4,158,861	0	5,285,522	0	3.33%	1,254,169
330	Distribution Reservoirs and Standpipes	494,618	(494,620)	0	(2)	0	2.22%	(188,493)
330.1	Storage Tanks	11,903	478,148	0	490,051	0	2.22%	20,894
330.2	Pressure Tanks	881,841	161,152	0	1,042,993	277,494	5.00%	401,302
331	Transmission and Distribution Mains	42,999,975	3,204,828	0	46,204,803	0	2.00%	867,354
333	Services	6,427,700	247,104	87,474	6,587,331	0	3.33%	140,493
334	Meters and Meter Installations	7,594,625	233,454	91,513	7,736,567	1,933,069	8.33%	399,354
335	Hydrants	3,536,688	13,673	723	3,549,638	0	2.00%	70,877
336	Backflow Prevention Devices	38,387	63,073	0	101,461	13,898	6.67%	5,936
339	Other Plant and Misc. Equipment	426,392	(27,936)	0	398,456	0	6.67%	(69,870)
340	Office Furniture and Equipment	713,796	(11,172)	600	702,025	199,261	6.67%	22,414
340.1	Computer & Software	44,599	8,845	0	53,444	3,596	20.00%	22,186
341	Transportation Equipment	820,736	6,022	0	826,758	48,173	20.00%	136,474
342	Stores Equipment	37,143	0	0	37,143	0	4.00%	1,486
343	Tools, Shop and Garage Equipment	169,055	(70,129)	0	98,926	0	5.00%	9,796
344	Laboratory Equipment	10,890	4,647	0	15,537	0	10.00%	1,089
345	Power Operated Equipment	18,956	0	0	18,956	0	5.00%	948
346	Communication Equipment	236,844	648,501	0	885,345	98,049	10.00%	77,740
347	Miscellaneous Equipment	760,245	(291,778)	0	468,467	0	3.33%	25,316
348	Other Tangible Plant	0	130,462	0	130,462	0	10.00%	0
	Subtotal	\$104,151,562	\$8,279,257	\$290,111	\$112,140,707	\$2,818,721		\$2,637,037

Contribution(s) in Aid of Construction (Gross)	\$36,374,026
Less: Non Amortizable Contribution(s)	0
Fully Amortized Contribution(s)	0
Amortizable Contribution(s)	\$36,374,026
Times: Proposed Amortization Rate	2.41%
Amortization of CIAC	\$877,405

Less: Amortization of CIAC **\$877,405**

DEPRECIATION EXPENSE **\$1,759,632**

Instructions: Fill out the Grey Cells with the relevant information. Input 0 or none if there is nothing recorded in that account or there is no applicable information to report.

Liberty Utilities (Litchfield Park Water and Sewer) Corp
Annual Report
Balance Sheet Assets
12/31/18

Balance Sheet Assets				
	Assets		Balance at Beginning of Year (2018)	Balance at End of Year (2018)
Account No.	Current and Accrued Assets			
131	Cash		\$28,887	\$102,134
134	Working Funds		5,057,823	2,418,515
135	Temporary Cash Investments		0	0
141	Customer Accounts Receivable		835,995	784,458
142	Other Accounts Receivable		(12,199)	0
143	Accumulated Provision for Uncollectable Accounts		(1,442)	(2,123)
146	Notes Receivable from Associated Companies		0	0
151	Plant Material and Supplies		0	0
162	Prepayments		111,681	279,843
173	Accrued Utility Revenue		1,778,183	3,329,498
174	Miscellaneous Current and Accrued Assets		0	0
	Total Current and Accrued Assets		\$7,798,928	\$6,912,326
	Deferred Debits			
186.1	Deferred Rate Case Expense		\$19,375	(\$1,846)
186.2	Other Deferred Debits		533,050	913,795
	Total Deferred Debits		\$552,424	\$911,949
Account No.	Fixed Assets			
101	Utility Plant in Service*		\$104,151,562	\$112,140,707
103	Property Held for Future Use		6,000	6,000
105	Construction Work in Progress		9,447,714	6,874,221
108	Accumulated Depreciation (enter as negative)*		(30,336,770)	(33,099,594)
121	Non-Utility Property		0	21,100
122	Accumulated Depreciation - Non Utility		0	0
	Total Fixed Assets		\$83,268,505	\$85,942,435
	Total Assets		\$91,619,857	\$93,766,710

Instructions: Fill out the Grey Cells with the relevant information. Input 0 or none if there is nothing recorded in that account or there is no applicable information to report.

*Note these items feed automatically from AR3 UPIS Page 3

Liberty Utilities (Litchfield Park Water and Sewer) Corp
Annual Report
Balance Sheet Liabilities and Owners Equity

Balance Sheet Liabilities and Owners Equity				
	Liabilities		Balance at Beginning of Year (2018)	Balance at End of Year (2018)
Account No.	Current Liabilities			
231	Accounts Payable		\$1,028	(\$607)
232	Notes Payable (Current Portion)		0	0
234	Notes Payable to Associated Companies		5,407,009	2,624,814
235	Customer Deposits		985,275	1,104,867
236	Accrued Taxes		66,149	63,938
237	Accrued Interest		5	(185)
242	Miscellaneous Current and Accrued Liabilities		1,036,681	1,941,870
	Total Current Liabilities		\$7,496,146	\$5,734,697
	Long Term Debt			
224	Long Term Debt (Notes and Bonds)		\$0	\$0
	Deferred Credits			
251	Unamortized Premium on Debt		\$0	\$0
252	Advances in Aid of Construction		10,213,126	10,261,464
253	Other Deferred Credits		4,983,377	2,511,775
255	Accumulated Deferred Investment Tax Credits		0	0
271	Contributions in Aid of Construction		29,722,525	36,374,026
272	Less: Amortization of Contributions		(2,889,365)	(3,461,244)
281	Accumulated Deferred Income Tax		2,464,270	2,410,119
	Total Deferred Credits		\$44,493,934	\$48,096,140
	Total Liabilities		\$51,990,079	\$53,830,837
	Capital Accounts			
201	Common Stock Issued		\$37,802	\$0
211	Other Paid-In Capital		24,875,248	24,578,703
215	Retained Earnings		14,716,728	15,357,171
218	Proprietary Capital (Sole Props and Partnerships)		0	0
	Total Capital		\$39,629,778	\$39,935,873
	Total Liabilities and Capital		\$91,619,857	\$93,766,710

Instructions: Fill out the Grey Cells with the relevant information. Input 0 or none if there is nothing recorded in that account or there is no applicable information to report.

Note: Total liabilities and Capital must match total assets for the beginning and end of the year!

Liberty Utilities (Litchfield Park Water and Sewer) Corp
Annual Report
Water Comparative Income Statement
12/31/18

Water Comparative Income Statement			
Account No.	Calendar Year	Current Year 01/01/2018 - 12/31/2018	Last Year 01/01/2017 - 12/31/2017
	Operating Revenue		
461	Metered Water Revenue	\$12,868,040	\$13,838,883
460	Unmetered Water Revenue	0	0
462	Fire Protection Revenue	48,947	54,415
469	Guaranteed Revenues (Surcharges)	0	0
471	Miscellaneous Service Revenues	0	0
474	Other Water Revenue	275,076	309,562
420	AFUDC Revenue	107,682	196,471
	Total Revenues	\$13,299,745	\$14,399,332
	Operating Expenses		
601	Salaries and Wages	\$0	\$0
604	Employee Pensions and Benefits	0	0
610	Purchased Water	56,720	19,503
615	Purchased Power	1,188,770	1,117,302
616	Fuel for Power Production	4,270	4,345
618	Chemicals	327,827	149,238
620	Materials and Supplies	42,745	77,336
620.1	Repairs and Maintenance	0	0
620.2	Office Supplies and Expense	35,073	33,759
630	Contractual Services	0	0
631	Contractual Services -Engineering	0	0
632	Contractual Services - Accounting	81,219	69,080
633	Contractual Services - Legal	4,180	9,102
634	Contractual Services - Management Fees	2,651,669	2,472,181
635	Contractual Services - Water Testing	39,593	38,564
636	Contractual Services - Other	1,577,262	1,519,320
640	Rents	0	0
641	Rental of Building/Real Property	1,535	0
642	Rental of Equipment	510	2,141
650	Transportation Expenses	57,977	37,197
657	Insurance - General Liability	50,385	60,752
657.1	Insurance - Health and Life	0	0
665	Regulatory Commission Expense - Rate	79,077	115,827
667	Regulatory Commission Expense - Other	593,619	40,000
670	Bad Debt Expense	39,986	0
675	Miscellaneous Expense	(317,339)	437,738
403	Depreciation Expense (From Schedule AR4)	2,637,037	2,800,364
408	Taxes Other Than Income	0	0
408.11	Property Taxes	668,010	590,746
409	Income Taxes	0	0
427.1	Customer Security Deposit Interest	0	0
	Total Operating Expenses	\$9,820,124	\$9,594,496
	Operating Income / (Loss)	\$3,479,621	\$4,804,836
	Other Income / (Expense)		
419	Interest and Dividend Income	\$1,298	\$0
421	Non-Utility Income	0	0
426	Miscellaneous Non-Utility (Expense)	0	0
427	Interest (Expense)	14,563	25,429
	Total Other Income / (Expense)	\$15,860	\$25,429
	Net Income / (Loss)	\$3,495,481	\$4,830,265

Instructions: Fill out the Grey Cells with the relevant information. Input 0 or none if there is nothing recorded in that account or there is no applicable information to report.

Liberty Utilities (Litchfield Park Water and Sewer) Corp
Annual Report
Full time equivalent employees
12/31/18

Full time equivalent employees

	Direct Company	Outside service	Total
President	0.0	0.3	0.3
Vice-president	0.0	0.0	0.0
Manager	0.0	0.8	0.8
Engineering Staff	0.0	1.0	1.0
System Operator(s)	0.0	14.5	14.5
Meter reader	0.0	0.0	0.0
Customer Service	0.0	6.2	6.2
Accounting	0.0	2.4	2.4
Business Office	0.0	1.4	1.4
Rates Department	0.0	0.8	0.8
Administrative Staff	0.0	0.5	0.5
Other	0.0	2.1	2.1
Total	0.0	29.8	29.8

Instructions: Fill out the Grey Cells with the relevant information. Input 0 or none if there is nothing recorded in that account or there is no applicable information to report. A full-time employee is based on 2080 total hours per year. Please calculate partial employees using 2080 hours.

Liberty Utilities (Litchfield Park Water and Sewer) Corp
Annual Report
Supplemental Financial Data (Long-Term Debt)
12/31/18

Supplemental Financial Data (Long-Term Debt)				
	Loan #1	Loan #2	Loan #3	Loan #4
Date Issued	None	None	None	None
Source of Loan	None	None	None	None
ACC Decision No.	None	None	None	None
Reason for Loan	None	None	None	None
Dollar Amt. Issued	None	None	None	None
Amount Outstanding	None	None	None	None
Date of Maturity	None	None	None	None
Interest Rate	None	None	None	None
Current Year Interest	None	None	None	None
Current Year Principal	None	None	None	None

Meter Deposit Balance at Test Year End:	\$1,073,092
---	-------------

Meter Deposits Refunded During the Test Year:	\$101,455
---	-----------

List all bonds, notes, loans, and other types of indebtedness in which the proceeds were used in the provision of public utility service. Indebtedness incurred for personal uses by the owner of the utility should not be listed. Input 0 or none if there is nothing to report for that cell.

Well and Water Usage									
Name of the System:		LITCHFIELD PARK SERVICE CO.							
ADEQ Public Water System Number:		AZ0407046							
ADWR PCC Number:		91-000199.0000							
Well registry 55# (55-XXXXXX):	Pump Horsepower	Pump Yield (gpm)	Casing Depth (feet)	Casing Diameter (inches)	Pump Motor Type **	Year Drilled	Meter Size (inches)	How measured:	Active
55-611687 34C	150	1,000	700	14	Submersible	0	8	Metered	Yes
55-611724 2AL	250	12,000	800	16	turbine	0	12	Metered	Yes
55-214539 10AL	150	700	700	16	turbine	2007	12	Metered	Yes
55-583454 TW1	200	500	740	16	turbine	2001	12	Metered	Yes
55-611680 TW2	75	550	503	12	turbine	1961	12	Metered	Yes
55-611678 TW4	150	1,250	685	16	turbine	1966	12	Metered	Yes
55-611677 TW5	150	1,200	850	16	turbine	1972	12	Metered	Yes
55-533836 TW6	200	1,400	650	16	turbine	1992	12	Metered	Yes
55-611727 5AL	300	1,550	810	16	turbine	1965	12	Metered	Yes
55-611729 9AL	350	1,750	997	20	turbine	1960	12	Metered	Yes
55-611726 4AL	350	1,000	617	12	turbine	1962	12	Metered	Yes
55-611717 20B	200	1,400	1,100	20	turbine	1962	12	Metered	Yes
55-611728 6AL	200	1,100	1,002	16	turbine	1977	12	Metered	Yes

Name of system water delivered to:	LITCHFIELD PARK SERVICE CO.
ADWR PCC Number:	91-000199.0000
Source of water delivered to another system	

Name of system water received from:	
ADWR PCC Number:	
Source of water received	
Well registry 55# (55-XXXXXX):	

Month	Water withdrawn (acre ft) ¹	Water sold (acre ft) ²	Water delivered (sold) to other systems (acre ft) ³	Water received (purchased) from other systems (acre ft) ⁴	Estimated authorized use (acre ft) ⁵	Purchased Power Expense ⁶	Purchased Power (kWh) ⁷
January	728	716	0	0	0	\$81,012	781,229
February	702	674	7	0	0	75,095	721,933
March	828	710	24	0	0	69,380	649,684
April	1,075	769	92	0	0	91,809	909,529
May	1,239	1,035	34	0	0	103,254	906,606
June	1,367	1,108	17	0	0	131,270	1,307,113
July	1,467	1,275	13	0	0	131,979	1,332,725
August	1,487	1,331	20	0	0	132,316	2,090,392
September	1,276	1,330	20	0	0	125,471	1,246,958
October	991	1,120	17	0	0	88,913	820,285
November	951	948	36	0	0	86,662	869,235
December	776	877	5	0	0	70,606	658,895
Totals	12,887	11,893	284	0	0	\$1,187,767	12,294,584

If applicable, in the space below please provide a description for all un-metered water use along with amounts:

NA

Instructions: Fill out the Grey Cells with the relevant information. Input 0 or none if there is nothing recorded in that account or there is no applicable information to report.

- 1 Water withdrawn - Total acre feet of water withdrawn from pumped sources.
- 2 Water sold - Total acre feet from customer meters, and other sales such as construction water.
- 3 Water delivered (sold) to other systems - Total acre feet of water delivered to other systems.
- 4 Water received (purchased) from other systems - Total acre feet of water purchased/received from other systems.
- 5 Estimated authorized use - Total estimated acre feet from authorized metered or unmetered use. Authorized uses such as flushing (mains, services and hydrants) draining/cleaning tanks, process, construction, fire fighting, etc. Non-authorized use (real losses) are service line breaks and leaks, water main breaks, meter inaccuracies and theft.
- 6 Enter the total purchased power costs for the power meters associated with this system.
- 7 Enter the total purchased kWh used by the power meters associated with this system.

Water Utility Plant Description

Name of the System:	LITCHFIELD PARK SERVICE CO.	
ADEQ Public Water System Number:	AZ0407046	
ADWR PCC Number:	91-000199.0000	

MAINS		
Sizes (inches)	Material	Length (feet)
2.00	GALV/DIP/PVC/ACP/CIP/CU/TRANSITE	11,054
3.00	GALV/DIP/PVC/ACP/CIP/CU/TRANSITE	3,686
4.00	GALV/DIP/PVC/ACP/CIP/CU/TRANSITE	28,427
5.00	GALV/DIP/PVC/ACP/CIP/CU/TRANSITE	379,379
6.00	GALV/DIP/PVC/ACP/CIP/CU/TRANSITE	701,043
8.00	GALV/DIP/PVC/ACP/CIP/CU/TRANSITE	65,426
10.00	GALV/DIP/PVC/ACP/CIP/CU/TRANSITE	282,780
12.00	GALV/DIP/PVC/ACP/CIP/CU/TRANSITE	98,767
16.00	GALV/DIP/PVC/ACP/CIP/CU/TRANSITE	6,712
24.00	GALV/DIP/PVC/ACP/CIP/CU/TRANSITE	102,107
30.00	GALV/DIP/PVC/ACP/CIP/CU/TRANSITE	4,015
36.00	GALV/DIP/PVC/ACP/CIP/CU/TRANSITE	0
42.00	GALV/DIP/PVC/ACP/CIP/CU/TRANSITE	460
NA	NA	NA
NA	NA	NA

SERVICE LINES	
Material	Percent of system
NA	NA
NA	NA
NA	NA
NA	NA
NA	NA

CUSTOMER METERS	
Size (inches)	Quantity
5/8 X 3/4	186
3/4	10,878
1	7,299
1 1/2	228
Compound 2	None
Turbine 2	681
Compound 3	None
Turbine 3	8
Compound 4	28
Turbine 5	None
Compound 6	None
Turbine 6	3
6+	33
NA	NA
NA	NA
NA	NA
NA	NA
NA	NA

BOOSTER PUMPS		
Horsepower	GPM	Quantity
75HP	0	1
150HP	0	1
200HP	0	3
250HP	0	4
NA	NA	NA
NA	NA	NA
NA	NA	NA
NA	NA	NA

FIRE HYDRANTS	
Type	Quantity
Standard *	3,504
Other	NA

STORAGE TANKS		
Capacity (gallons)	Material	Quantity
6.3 MG TWR	0	1
4.3 MG ALR	0	1
100K 20ATF	0	1
NA	NA	NA
NA	NA	NA
NA	NA	NA
NA	NA	NA
NA	NA	NA
NA	NA	NA
NA	NA	NA
NA	NA	NA
NA	NA	NA

PRESSURE/BLADDER TANKS		
Capacity (gallons)	Material	Quantity
450 GAL	0	4
NA	NA	NA
NA	NA	NA
NA	NA	NA
NA	NA	NA
NA	NA	NA
NA	NA	NA
NA	NA	NA
NA	NA	NA
NA	NA	NA
NA	NA	NA

Instructions: Fill out the Grey Cells with the relevant information. Input 0 or none if there is nothing recorded in that account or there is no applicable information to report. Copy and paste this sheet as many times as is necessary.

* A standard fire hydrant has two 2.5 inch hose connection nozzles with 7.5 threads per inch, and one 4.5 inch pumper connection nozzle with 4 threads per inch.

Water Utility Plant Description (Continued)
--

For the following three items, list the utility owned assets in each category for each system.

TREATMENT EQUIPMENT:	2 units of Sodium Hypochlorite generation as disinfection for Water Treatment, Arsenic removal systems at well sites 20B, Town Well Reservoir and Airline Reservoir, GAC treatment at 2AL, 4AL & 10AL. The Airline Reservoir has Ferric Chloride treatment to help in removal of arsenic, in addition to Anthrocite carbon the Town Well Reservoir uses carbon dioxide with E33 Bayoxide to help with pH levels, also helping to extend the life of the carbon media. 20B ATF uses E33 Bayoxide for arsenic removal and a blending tank to reduce nitrate. Well sites
STRUCTURES:	Booster Pump Building, fences, block walls for wells, Airline Reservoir Pump Buildings, Chlorine injection building, shade structures for VFD cabinets, shade structures for Sodium Hypochlorite tanks.
OTHER:	7 standby generators, valve operating machine, 16 vehicles, mobile generator, 2 golf carts, 2 trailers & 1 forklift

Instructions: Fill out the Grey Cells with the relevant information. Input 0 or none if there is nothing recorded in that account or there is no applicable information to report. Copy and paste this sheet as many times as is necessary.
--

Customer and Other Information	
Name of the System:	LITCHFIELD PARK SERVICE CO.
ADEQ Public Water System Number:	AZ0407046
ADWR PCC Number:	91-000199.0000

Month	Number of Customers				
	Single-Family	Multi-Family	Commercial	Turf/Irrigation	Other Non-Residential
January	17,589	0	474	0	1,105
February	17,608	0	476	0	1,105
March	17,655	0	483	0	1,109
April	17,694	0	487	0	1,111
May	17,719	0	491	0	1,113
June	17,756	0	493	0	1,116
July	17,787	0	495	0	1,118
August	17,849	0	497	0	1,120
September	17,877	0	497	0	1,121
October	17,911	0	495	0	1,123
November	17,953	0	500	0	1,123
December	17,978	0	503	0	1,128

total 19,609

If the system has fire hydrants, what is the fire flow requirements? GPM for hrs.

Does the system have chlorination treatment?

Does the Company have an ADWR Gallons Per Capita Per Day (GPCPD) requirement?

If yes, provide the GPCPD amount:

Is the Water Utility located in an ADWR Active Management Area (AMA)?

If yes, which AMA?

Instructions: Fill out the Grey Cells with the relevant information. Input 0 or none if there is nothing recorded in that account or there is no applicable information to report. Copy and paste this sheet as many times as is necessary.

Liberty Utilities (Litchfield Park Water and Sewer) Corp
Annual Report
Property Taxes
12/31/18

Property Taxes	
Amount of actual property taxes paid during Calendar Year 2018 was	\$255,569

If no property taxes paid, explain why.
NA

Instructions: Fill out the Grey Cells with the relevant information. Input 0 or none if there is nothing recorded in that account or there is no applicable information to report.

Liberty Utilities (Litchfield Park Water and Sewer) Corp
Annual Report
Verification and Sworn Statement (Taxes)
12/31/18

1427

Verification and Sworn Statement (Taxes)

RECEIVED

Verification: State of Arizona I, the undersigned of the
(state name)

MAY 20 2019

County of (county name):

Maricopa

Name (owner or official) title:

Matthew Garlick

Company name:

Liberty Utilities (Litchfield Park Water and Sewer) Corp

ARIZONA CORP COMMISSION
UTILITIES DIVISION - DIRECTOR'S OFFICE

DO SAY THAT THIS ANNUAL UTILITY PROPERTY TAX AND SALES TAX REPORT TO THE ARIZONA CORPORATION COMMISSION.

FOR THE YEAR ENDING: 12/31/18

HAS BEEN PREPARED UNDER MY DIRECTION, FROM THE ORIGINAL BOOKS, PAPERS AND RECORDS OF SAID UTILITY; THAT I HAVE CAREFULLY EXAMINED THE SAME, AND DECLARE THE SAME TO BE A COMPLETE AND CORRECT STATEMENT OF BUSINESS AND AFFAIRS OF SAID UTILITY FOR THE PERIOD COVERED BY THIS REPORT IN RESPECT TO EACH AND EVERY MATTER AND THING SET FORTH, TO THE BEST OF MY KNOWLEDGE, INFORMATION AND BELIEF.

Sworn Statement: I HEREBY ATTEST THAT ALL PROPERTY TAXES FOR SAID COMPANY ARE CURRENT AND PAID IN FULL.

I HEREBY ATTEST THAT ALL SALES TAXES FOR SAID COMPANY ARE CURRENT AND PAID IN FULL.

Matthew Garlick
signature of owner/official

623-935-9367

telephone no.

SUBSCRIBED AND SWORN TO BEFORE ME A NOTARY PUBLIC
IN AND FOR THE COUNTY

THIS

8th


DAY OF

Maricopa
(county name)

May 2019
(month) and (year)

MY COMMISSION EXPIRES

April 13, 2022
(date)



Virginia P. Covarrubias
(signature of notary public)

Verification and Sworn Statement

RECEIVED

MAY 20 2019

ARIZONA CORP COMMISSION
UTILITIES DIVISION - DIRECTOR'S OFFICE

Verification:

State of Arizona I, the undersigned of the
(state name)
County of (county name): Maricopa
Name (owner or official) title: Matthew Garlick
Company name: Liberty Utilities (Litchfield Park Water and Sewer) Corp

DO SAY THAT THIS ANNUAL UTILITY PROPERTY TAX AND SALES TAX REPORT TO THE ARIZONA CORPORATION COMMISSION.

FOR THE YEAR ENDING: 12/31/18

HAS BEEN PREPARED UNDER MY DIRECTION, FROM THE ORIGINAL BOOKS, PAPERS AND RECORDS OF SAID UTILITY; THAT I HAVE CAREFULLY EXAMINED THE SAME, AND DECLARE THE SAME TO BE A COMPLETE AND CORRECT STATEMENT OF BUSINESS AND AFFAIRS OF SAID UTILITY FOR THE PERIOD COVERED BY THIS REPORT IN RESPECT TO EACH AND EVERY MATTER AND THING SET FORTH, TO THE BEST OF MY KNOWLEDGE, INFORMATION AND BELIEF.

Sworn Statement: IN ACCORDANCE WITH THE REQUIREMENTS OF TITLE 40, ARTICLE 8, SECTION 40-401, ARIZONA REVISED STATUTES, IT IS HEREIN REPORTED THAT THE GROSS OPERATING REVENUE OF SAID UTILITY DERIVED FROM ARIZONA INTRASTATE UTILITY OPERATIONS DURING THE CALENDAR YEAR WAS:

Arizona Intrastate Gross Operating Revenues Only (\$)

\$13,192,063

(The amount in the box above includes

\$0 in sales taxes
billed or collected)

Matthew Garlick

signature of owner/official

623-935-9367

telephone no.

SUBSCRIBED AND SWORN TO BEFORE ME A NOTARY PUBLIC
IN AND FOR THE COUNTY

THIS

8th

DAY OF


Maricopa

(county name)

May 2019
(month) and (year)

MY COMMISSION EXPIRES

April 13, 2022
(date)



Virginia P. Covarrubias
(signature of notary public)

Verification and Sworn Statement (Residential Revenue)

RECEIVED

MAY 20 2019

ARIZONA CORP COMMISSION
UTILITIES DIVISION - DIRECTOR'S OFFICE

Verification:

State of Arizona I, the undersigned of the
(state name)

County of (county name):

Maricopa

Name (owner or official) title:

Matthew Garlick

Company name:

Liberty Utilities (Litchfield Park Water and Sewer) Corp

DO SAY THAT THIS ANNUAL UTILITY PROPERTY TAX AND SALES TAX REPORT TO THE ARIZONA CORPORATION COMMISSION.

FOR THE YEAR ENDING: 12/31/18

HAS BEEN PREPARED UNDER MY DIRECTION, FROM THE ORIGINAL BOOKS, PAPERS AND RECORDS OF SAID UTILITY; THAT I HAVE CAREFULLY EXAMINED THE SAME, AND DECLARE THE SAME TO BE A COMPLETE AND CORRECT STATEMENT OF BUSINESS AND AFFAIRS OF SAID UTILITY FOR THE PERIOD COVERED BY THIS REPORT IN RESPECT TO EACH AND EVERY MATTER AND THING SET FORTH, TO THE BEST OF MY KNOWLEDGE, INFORMATION AND BELIEF.

Sworn Statement: IN ACCORDANCE WITH THE REQUIREMENTS OF TITLE 40, ARTICLE 8, SECTION 40-401, ARIZONA REVISED STATUTES, IT IS HEREIN REPORTED THAT THE GROSS OPERATING REVENUE OF SAID UTILITY DERIVED FROM ARIZONA INTRASTATE UTILITY OPERATIONS RECEIVED FROM RESIDENTIAL CUSTOMERS DURING THE CALENDAR YEAR WAS:

Arizona Intrastate Gross Operating Revenues Only (\$)

\$7,585,566

(The amount in the box above includes

\$0

in sales taxes
billed or collected)

Matthew Garlick

signature of owner/official

623-935-9367

telephone no.

SUBSCRIBED AND SWORN TO BEFORE ME A NOTARY PUBLIC
IN AND FOR THE COUNTY

Maricopa
(county name)

THIS


8th

DAY OF

May 2019
(month) and (year)

MY COMMISSION EXPIRES

April 13, 2022
(date)



Virginia P. Covarrubias
(signature of notary public)

RECEIVED

JUN 17 2019

ARIZONA CORP COMMISSION
UTILITIES DIVISION – DIRECTOR'S OFFICE

Company	Liberty Utilities (Litchfield Park Water and Se		
Docket No.:	W-01427A		
Name of the System:	LITCHFIELD PARK SERVICE CO.		
ADEQ Public Water System Number:		AZ0407046	
ADWR PCC Number:		91-000199.0000	

2018 Utility Shutoffs / Disconnects			
Month	Termination without Notice R14-2-410.B	Termination with Notice R14-2- 410.C	Other
January	0	47	0
February	0	51	0
March	0	57	0
April	0	47	0
May	0	48	0
June	0	76	0
July	0	150	0
August	0	150	0
September	0	124	0
October	0	177	0
November	0	105	0
December	0	130	0
Total	0	1,162	0

Other (description):

N/A

Instructions: Fill out the Grey Cells with the relevant information. Input 0 or none if there is nothing recorded in that account or there is no applicable information to report.